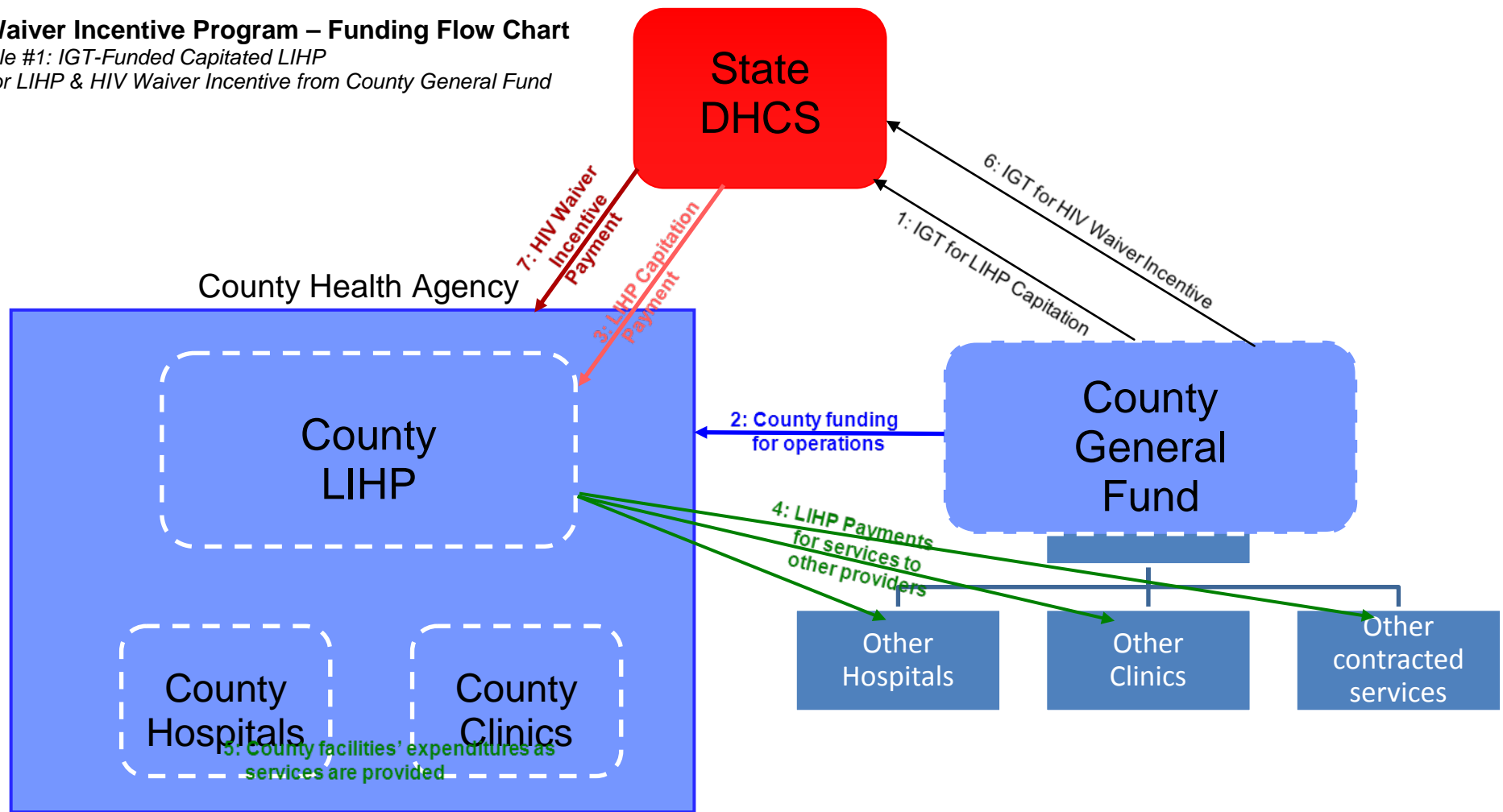


HIV Waiver Incentive Program – Funding Flow Chart

Example #1: IGT-Funded Capitated LIHP

IGTs for LIHP & HIV Waiver Incentive from County General Fund



All payments received for the HIV Waiver Incentive Program and LIHP will be retained and used to support the health services delivery system. No portion of the funding will be returned to the County General Fund.

Legend

Red	=	State
Blue	=	County (Single legal entity)
Yellow	=	Private or non-County Public Providers

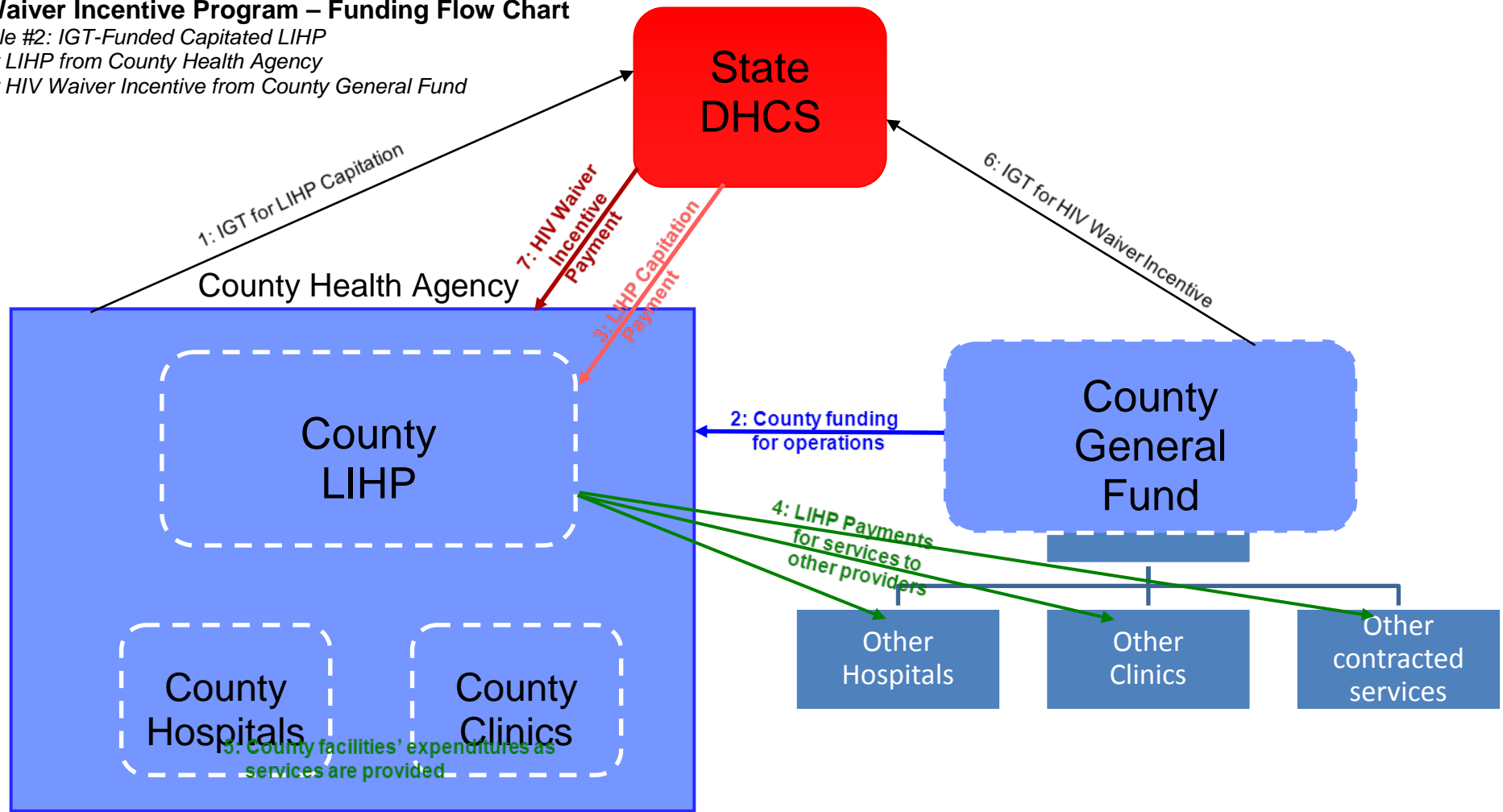
Black line	=	Transfers to State
Red line	=	Payment from State
Blue line	=	Fund transfer within County
Green line	=	County payments/expenditures

HIV Waiver Incentive Program – Funding Flow Chart

Example #2: IGT-Funded Capitated LIHP

IGT for LIHP from County Health Agency

IGT for HIV Waiver Incentive from County General Fund



All payments received for the HIV Waiver Incentive Program and LIHP will be retained and used to support the health services delivery system. No portion of the funding will be returned to the County General Fund.

Legend

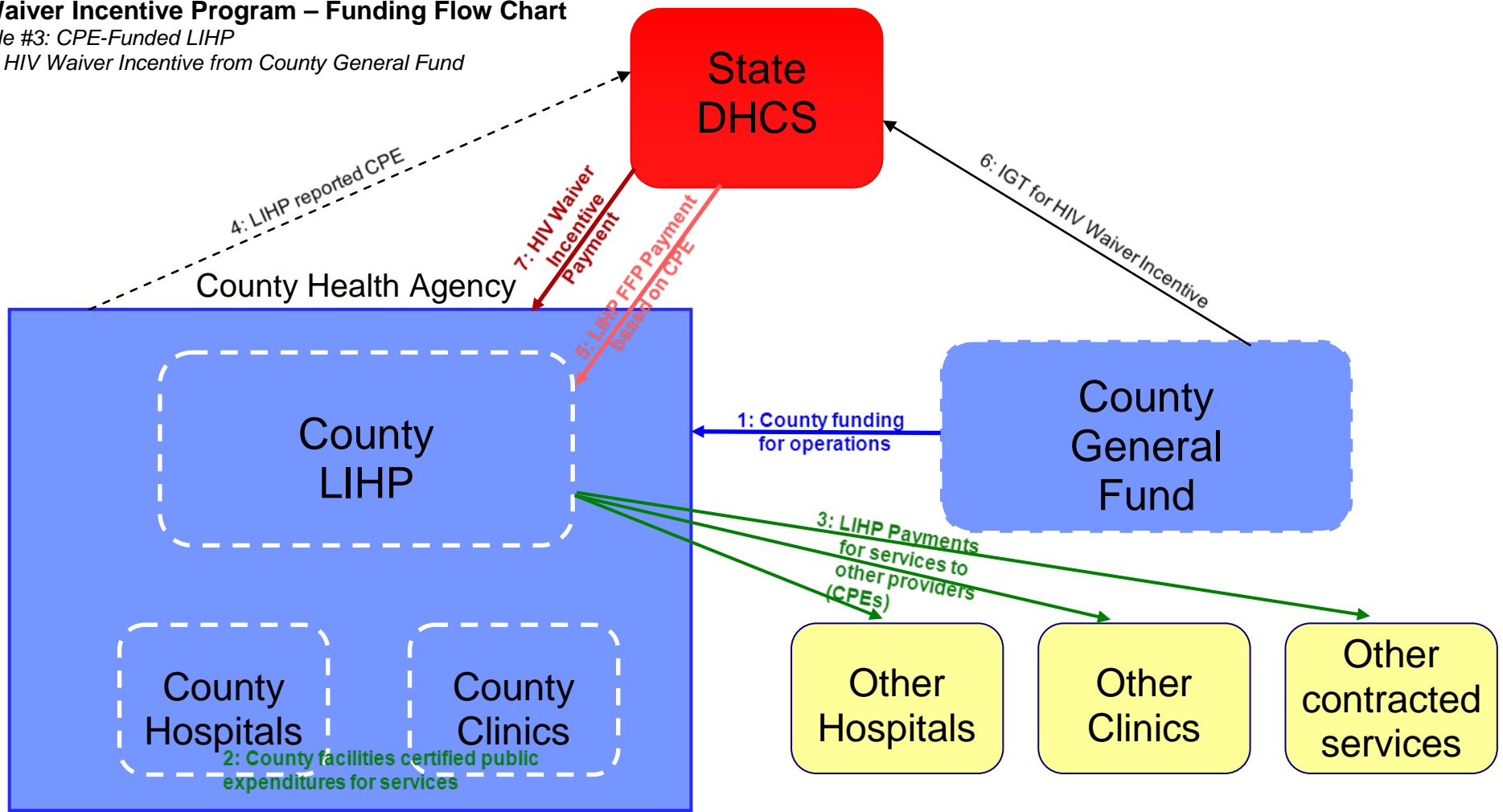
Red	=	State
Blue	=	County (Single legal entity)
Yellow	=	Private or non-County Public Providers

Black line	=	Transfers to State
Red line	=	Payment from State
Blue line	=	Fund transfer within County
Green line	=	County payments/expenditures

HIV Waiver Incentive Program – Funding Flow Chart

Example #3: CPE-Funded LIHP

IGT for HIV Waiver Incentive from County General Fund



All payments received for the HIV Waiver Incentive Program and LIHP will be retained and used to support the health services delivery system. No portion of the funding will be returned to the County General Fund.

Legend

Red	=	State
Blue	=	County (Single legal entity)
Yellow	=	Private or non-County Public Providers

Black line	=	Transfers to State
Red line	=	Payment from State
Blue line	=	Fund transfer within County
Green line	=	County payments/expenditures