

**CENTERS FOR MEDICARE & MEDICAID SERVICES**  
**SPECIAL TERMS AND CONDITIONS**  
**Amended Effective August 29, 2013**

**NUMBER:** 11-W-00193/9

**TITLE:** California Bridge to Reform Demonstration

**AWARDEE:** California Health and Human Services Agency

**I. PREFACE**

The following are the Special Terms and Conditions (STCs) for California's Bridge to Reform section 1115(a) Medicaid Demonstration (hereinafter "Demonstration"), to enable the California Health and Human Services Agency (State) to operate this Demonstration. The Centers for Medicare & Medicaid Services (CMS) has granted waivers of statutory Medicaid requirements permitting deviation from the approved State Medicaid plan, and expenditure authorities authorizing expenditures for costs not otherwise matchable. These waivers and expenditure authorities are separately enumerated. These STCs set forth conditions and limitations on those waivers and expenditure authorities, and describe in detail the nature, character, and extent of Federal involvement in the Demonstration and the State's obligations to CMS during the life of the Demonstration.

The periods for each Demonstration Year (DY) will consist of 12 months with the exception of DY 6, which will be eight months, and DY 10 which will be 16 months. The periods are:

- DY 6 November 1, 2010 through June 30, 2011
- DY 7 July 1, 2011 through June 30, 2012
- DY 8 July 1, 2012 through June 30, 2013
- DY 9 July 1, 2013 through June 30, 2014
- DY 10 July 1, 2014 through October 31, 2015

The STCs related to the programs for those State Plan and Demonstration Populations affected by the Demonstration are effective from the date identified in the CMS Demonstration approval letter through October 31, 2015 except for the Low Income Health Program (the Medicaid Coverage Expansion and the Health Care Coverage Initiative) that will be effective through December 31, 2013.

The STCs have been arranged into the following subject areas:

- I. Preface
- II. Program Description and Historical Context
- III. General Program Requirements
- IV. General Reporting Requirements
- V. General Financial Requirements
  - A. Payments for Medicaid-Eligible Patients

- B. Safety Net Care Pool
  - C. Funding Limitations on the LIHP - Health Care Coverage Initiative (HCCI)
- VI. State Plan and Demonstration Populations Affected by the Demonstration;
- VII. Demonstration Delivery Systems
- VIII. Operation of Demonstration Programs
  - A. Low Income Health Program (LIHP)
  - B. Managed Care Delivery Systems for Seniors and Persons with Disabilities (SPD)
  - C. Community Based Adult Services and Enhanced Case Management
  - D. California Children Services
  - E. Healthy Families Program Children Transitioning to Medicaid Expansion Demonstration
  - F. 2013 Managed Care Expansion
- IX. Other Administrative Requirements
- X. General Financial Requirements Under Title XIX
- XI. Monitoring Budget Neutrality for the Demonstration

Additional attachments have been included to provide supplementary information and guidance for specific STCs.

- Attachment A. Critical Path for SPD Enrollment form
- Attachment B. SPD Discharge Planning Checklist form
- Attachment C. Government Hospitals to be Reimbursed on a Certified Public Expenditure Basis
- Attachment D. Additional Cost Elements for Government-Operated Hospitals Using Certified Public Expenditure (CPE) Methodology
- Attachment E. Inpatient Hospital Component
- Attachment F. Funding and Reimbursement Protocol for Medicaid Inpatient Hospital Cost, Disproportionate Share Hospital Uncompensated Care Cost, and Safety Net Care Pool Hospital Uncompensated Care Cost Claiming
- Attachment G. Low Income Health Program Allocations for the Health Care Coverage Initiative Population
- Attachment H. Accounting Procedures
- Attachment I. Quarterly Report Guidelines
- Attachment J. Administrative Cost Claiming Protocol
- Attachment K. Reserved Budget Neutrality Projections and Allotment Neutrality Requirements
- Attachment L. Managed Care Enrollment Requirements
- Attachment M. Geographic Distribution and Delivery System Model
- Attachment N. Capitated Benefits Provided in Managed Care
- Attachment O. County Listing for SPD Enrollment
- Attachment P. Reserved DSRIP Metrics
- Attachment Q. Delivery System Reform Incentive Payments (DSRIP) Metrics
- Attachment R. (Reserved)
- Attachment S. Healthy Families Transition to MediCal
- Attachment T. 2013 Managed Care Expansion Monitoring Elements

## II. PROGRAM DESCRIPTION AND HISTORICAL CONTEXT

With the approval of the State's section 1115(a) Demonstration in September 2005, the State was provided the authority to receive federal matching funding for a Safety Net Care Pool (SNCP) through which the State made total computable payments of up to \$1.532 billion per year for 5 years (total of \$7,660,000,000) for medical care expenditures for the uninsured and for the expansion of health care coverage to the uninsured. Of this annual \$1.532 billion total computable expenditure, \$360 million (total computable) per year was defined as "restricted use SNCP funds," and federal matching was conditioned on the State meeting specified milestones. In Demonstration Years 1 and 2 the restricted use funds were tied to goals associated with the expansion of managed care to the Aged, Blind, and Disabled population in the State. The State failed to meet these milestones. In Demonstration Years 3, 4, and 5 the restricted use funds were tied to goals for expansion of health care coverage to uninsured individuals.

In October 2007, the State (for Demonstration Years 3, 4 and 5) amended the Demonstration to meet the milestones for coverage expansion through the development and implementation of a Health Care Coverage Initiative (HCCI) that expanded coverage options for uninsured individuals in the State. The State designed the HCCI to utilize existing relationships between the uninsured and safety net health care systems, hospitals, and clinics and has been constructed to:

- Expand the number of Californians who have health care coverage;
- Strengthen and build upon the local health care safety net system, including disproportionate share hospitals, and county and community clinics;
- Improve access to high quality health care and health outcomes for individuals; and.
- Create efficiencies in the delivery of health care services that could lead to savings in health care costs.

During SFY 2009, California reported that it began to experience significant fiscal difficulties that impacted the Medi-Cal program, and the safety net health care system in the State. In July, 2009 the State requested amendments to the STCs in order to: 1) reflect the American Reinvestment and Recovery Act (ARRA) FMAP rates for Safety Net Care Pool (SNCP) expenditures; 2) expand the Health Care Coverage Initiative (HCCI), and 3) include in the Demonstration certain previously State-only funded health care programs. This amendment was approved by CMS effective February 1, 2010.

The July 2009 amendment request also included a proposal for CMS to recognize a new set of milestones in Demonstration Year (DY) 5. These milestone programs included: disease management pilot programs; and care coordination programs. In exchange for the State achieving various enrollment goals in the stated milestone programs, California proposed that CMS include in the Demonstration an array of Designated State Health Programs (representing \$720 million total computable expenditures in Demonstration Year 5).

On June 3, 2010 the State submitted a section 1115 Demonstration proposal as a bridge toward full health care reform implementation in 2014. The States proposal seeks to: phase in coverage in individual counties for adults aged 19-64 with incomes at or below 133 percent of the federal

poverty level (FPL), who are eligible under the new Affordable Care Act State option and adults between 133 percent - 200 percent of the FPL who are not otherwise eligible for Medicaid; expand the existing Safety Net Care Pool (SNCP) that was established to ensure continued government support for the provision of health care to the uninsured by hospitals, clinics, and other providers; implement a series of infrastructure improvements through a new funding sub-pool, that would be used to strengthen care coordination, enhance primary care and improve the quality of patient care; create coordinated systems of care for Seniors and Persons with Disabilities (SPDs) in counties with new or existing Medi-Cal managed care organizations through the mandatory enrollment of the population into Medicaid managed care plans.

On January 10, 2012 the State submitted an amendment to the Demonstration which was approved on March 31, 2012, to provide an outpatient, facility-based program that delivers skilled nursing care, social services, therapies, personal care, family/caregiver training and support, meals, and transportation to Medi-Cal beneficiaries enrolled in a managed care organization. The demonstration amendment will research and test whether individuals enrolled in CBAS who have an organic, acquired, or traumatic brain injury and/or chronic mental illness, maintain or improve the status of their health. Some beneficiaries who previously received adult day health care (ADHC) services (which will no longer be offered as an optional benefit under the State Plan) and, because a difference in the level of care criteria, will not qualify for CBAS services will instead receive a more limited “Enhanced Case Management” (ECM) benefit. ECM is a service that provides person centered planning including coordination of medical, social, and education supports.

Effective with the June 28, 2012 approval the State and CMS revised the demonstration to include the following amendments:

- *A Reallocation of Funds to Safety Net Uncompensated Care Pool* - On July 22, 2011 the State submitted an amendment to the Demonstration to increase authorized funding for the Safety Net Care Uncompensated Care Pool for Demonstration Year in DY 7 by the amount of authorized but unspent funding for the Health Care Coverage Initiative (HCCI) and Designated State Health Programs (DSHP) in DY 6.
- *A Reallocation of Funds to Safety Net Uncompensated Care Pool* - On May 2, 2012 the State submitted an amendment to the Demonstration to reallocate authorized funding for the Health Care Coverage Initiative (HCCI) to the Safety Net Care Uncompensated Care Pool for Demonstration Year (DY) 7;
- *HIV Transition Program in the Delivery System Reform Incentive Pool (DSRIP)* – On September 12, 2011, the State submitted a concept paper and on June 22, 2012, the State submitted a formal amendment to establish an HIV Transition Incentive Program within the Delivery System Reform Incentive Pool (DSRIP) under the Demonstration to establish “Category 5” HIV Transition projects to develop programs of activity that support efforts to provide continuity of quality care, care coordination, and coverage transition for LIHP enrollees with HIV; and
- Revisions to the budget neutrality agreement to correct errors in Demonstration expenditures.

In addition, on October 30, 2012, the state submitted an amendment request approved on December 31, 2012 to transition the Healthy Families Program beneficiaries to the Medi-Cal program beginning on January 1, 2013. Children enrolled in the HFP will be transitioned into the Medi-Cal's Optional Targeted Low-Income Children's (OTLIC) Program), where they will continue to receive health, dental, and vision benefits. The OTLIC Program covers children with family incomes up to and including 250 percent of the federal poverty level.

On March 1, 2013 the state submitted a request to amend the demonstration to provide that the Department of Health Care Services (DHCS) shall make supplemental payments to Indian Health Service (IHS) and tribal facilities to recognize the burden of uncompensated care costs and support the overall IHS and tribal health care delivery system. Payments will be based on the costs of qualifying uncompensated encounters, using the published Indian Health Service (IHS) encounter rate to determine cost. Qualifying uncompensated encounters will be primary care encounters furnished to uninsured individuals with incomes up to 133 percent of the Federal Poverty Level (FPL) who are not enrolled in a California County Low Income Health Program (LIHP) and uncompensated costs of furnishing services that had been covered under Medi-Cal as of January 1, 2009 to such uninsured individuals and to Medi-Cal beneficiaries. The purpose of the demonstration would be to determine if these supplemental payments maintain or increase the availability of primary care services for Medicaid beneficiaries in 2014.

On April 29, 2013 the State submitted an amendment to the Demonstration to increase authorized funding for the Safety Net Care Uncompensated Care Pool for DY 8 and DY 9 by the amount of authorized but unspent funding for the Health Care Coverage Initiative (HCCI) in DY 8 and DY 9 respectively. If the available SNCP Uncompensated Care expenditures in DY 8 or DY9 are not sufficient to fully claim the reallocated funds, those funds will be made available for claiming in later demonstration years notwithstanding the total computable annual limits specified in STC 39.

On May 3, 2013 the state submitted a request to amend the demonstration pursuant to Assembly Bill 1467 (Chapter 23, Statutes 2012). The 2012-13 State budget authorized the expansion of Medi-Cal managed care to Medi-Cal beneficiaries residing in 28 California counties (hereafter referred to as the "2013 managed care expansion"). No earlier than September 1, 2013, approximately 102,000 Medi-Cal beneficiaries will transition from FFS to the COHS model of Medi-Cal managed care in 8 counties, and no earlier than November 1, 2013, approximately 176,000 Medi-Cal beneficiaries will transition from FFS to a non-COHS model of Medi-Cal managed care in the remaining 20 counties (subject to CMS approval of the applicable managed care contracts and the state's compliance with these special terms and conditions). Seniors and persons with disabilities in non-COHS counties will not be required to enroll in managed care, but they will have the option to enroll in managed care on an "opt-in" basis.

### III. GENERAL PROGRAM REQUIREMENTS

1. **Compliance with Federal Non-Discrimination Statutes.** The state must comply with all applicable federal statutes relating to non-discrimination. These include, but are not limited to, the Americans with Disabilities Act of 1990, title VI of the Civil Rights Act of 1964, section 504 of the Rehabilitation Act of 1973, and the Age Discrimination Act of 1975.
2. **Compliance with Medicaid and Child Health Insurance Program (CHIP) Law, Regulation, and Policy.** All requirements of the Medicaid and CHIP programs expressed in law, regulation, and policy statement, not expressly waived or identified as not applicable in the waiver and expenditure authority documents apply to the demonstration.
3. **Changes in Medicaid and CHIP Law, Regulation, and Policy.** The state must, within the timeframes specified in law, regulation, or policy statement, come into compliance with any changes in federal law, regulation, or policy affecting the Medicaid or CHIP programs that occur during this demonstration approval period, unless the provision being changed is expressly waived or identified as not applicable.
4. **Impact on Demonstration of Changes in Federal Law, Regulation, and Policy.**
  - a. To the extent that a change in federal law, regulation, or policy requires either a reduction or an increase in federal financial participation (FFP) for expenditures made under this demonstration, the state must adopt, subject to CMS approval, a modified budget neutrality agreement for the demonstration as necessary to comply with such change. The modified agreement[s] will be effective upon the implementation of the change. The trend rates for the budget neutrality agreement are not subject to change under this subparagraph.
  - b. If mandated changes in the federal law require state legislation, the changes must take effect on the earlier of the day such state legislation actually becomes effective, on the first day of the calendar quarter beginning after the legislature has met for six months in regular session after the effective date of the change in federal law, or such other date provided for in the applicable federal law.
5. **State Plan Amendments.** The state will not be required to submit title XIX or title XXI state plan amendments for changes affecting any populations made eligible solely through the demonstration. If a population eligible through the Medicaid or CHIP state plan is affected by a change to the demonstration, a conforming amendment to the appropriate state plan may be required, except as otherwise noted in these STCs.
6. **Changes Subject to the Amendment Process.** Changes related to eligibility, enrollment, benefits, enrollee rights, delivery systems, reimbursement methodologies, cost sharing, evaluation design, federal financial participation (FFP), sources of non-federal share funding, budget neutrality, and other comparable program elements must be submitted to CMS as amendments to the demonstration. The state will not implement changes to these elements without prior approval by CMS. Amendments relating to these elements to the

demonstration are not retroactive except as otherwise specified in these STCs and FFP will not be available for changes to the demonstration relating to these elements that have not been approved through the amendment process set forth in paragraph 7 below.

7. **Amendment Process.** Requests to amend the demonstration must be submitted to CMS for approval no later than 120 days prior to the planned date of implementation of the change and may not be implemented until approved. CMS reserves the right to deny or delay approval of a demonstration amendment based on non-compliance with these STCs, including but not limited to failure by the state to submit required reports and other deliverables in a timely fashion according to the deadlines specified herein. Amendment requests must include, but are not limited to, the following:
  - a. An explanation of the public process used by the state, consistent with the requirements of paragraph 14, to reach a decision regarding the requested amendment;
  - b. A data analysis which identifies the specific “with waiver” impact of the proposed amendment on the current budget neutrality agreement. Such analysis will include current total computable “with waiver” and “without waiver” status on both a summary and detailed level through the current approval period using the most recent actual expenditures, as well as summary and detailed projections of the change in the “with waiver” expenditure total as a result of the proposed amendment, which isolates (by Eligibility Group) the impact of the amendment;
  - c. An up-to-date CHIP allotment neutrality worksheet, if necessary;
  - d. A detailed description of the amendment, including impact on beneficiaries, with sufficient supporting documentation; and
  - e. If applicable, a description of how the evaluation design will be modified to incorporate the amendment provisions.
8. **Extension of the Demonstration.**
  - a. States that intend to request demonstration extensions under sections 1115(a), 1115(e) or 1115(f) must submit an extension request no later than 6 months prior to the expiration date of the demonstration. The chief executive officer of the state must submit to CMS either a demonstration extension request or a phase-out plan consistent with the requirements of paragraph 9.
  - b. Compliance with Transparency Requirements 42 CFR Section 431.412. Effective April 27, 2012, as part of the demonstration extension requests the state must provide documentation of compliance with the transparency requirements 42 CFR Section 431.412 and the public notice and tribal consultation requirements outlined in paragraph 14 as well as include the following supporting documentation:
    - i. *Historical Narrative Summary of the demonstration Project.* The state must provide a narrative summary of the demonstration project, reiterate the objectives

set forth at the time the demonstration was proposed, and provide evidence of how these objectives have been met as well as future goals of the program. If changes are requested, a narrative of the changes being requested along with the objective of the change and desired outcomes must be included.

- ii. *Special Terms and Conditions (STCs)*. The state must provide documentation of its compliance with each of the STCs. Where appropriate, a brief explanation may be accompanied by an attachment containing more detailed information. Where the STCs address any of the following areas, they need not be documented a second time.
- iii. *Waiver and Expenditure Authorities*. The state must provide a list along with a programmatic description of the waivers and expenditure authorities that are being requested in the extension.
- iv. *Quality*. The state must provide summaries of External Quality Review Organization (EQRO) reports; managed care organization (MCO) reports; state quality assurance monitoring; and any other documentation that validates of the quality of care provided or corrective action taken under the demonstration.
- v. *Financial Data*. The state must provide financial data (as set forth in the current STCs) demonstrating the state's detailed and aggregate, historical, and projected budget neutrality status for the requested period of the extension as well as cumulatively over the lifetime of the demonstration. CMS will work with the state to ensure that federal expenditures under the extension of this project do not exceed the federal expenditures that would otherwise have been made. In doing so, CMS will take into account the best estimate of current trend rates at the time of the extension. In addition, the state must provide up to date responses to the CMS Financial Management standard questions. If title XXI funding is used in the demonstration, a CHIP Allotment Neutrality worksheet must be included.
- vi. *Evaluation Report*. The state must provide a narrative summary of the evaluation design, status (including evaluation activities and findings to date), and plans for evaluation activities during the extension period. The narrative is to include, but not be limited to, describing the hypotheses being tested and any results available.
- vii. *Documentation of Public Notice 42 CFR section 431.408*. The state must provide documentation of the state's compliance with public notice process as specified in 42 CFR section 431.408 including the post-award public input process described in 431.420(c) with a report of the issues raised by the public during the comment period and how the state considered the comments when developing the demonstration extension application.



9. **Demonstration Phase-Out.** The state may suspend or terminate this demonstration in whole, or in part, consistent with the following requirements:
- a. Notification of Suspension or Termination. The state must promptly notify CMS in writing of the reason(s) for the suspension or termination, together with the effective date and a phase-out plan. The state must submit its notification letter and a draft phase-out plan to CMS no less than 5 months before the effective date of the demonstration's suspension or termination. Prior to submitting the draft phase-out plan to CMS, the state must publish on its website the draft phase-out plan for a 30-day public comment period. In addition, the state must conduct tribal consultation in accordance with its approved tribal consultation state Plan Amendment. Once the 30-day public comment period has ended, the state must provide a summary of each public comment received the state's response to the comment and how the state incorporated the received comment into a revised phase-out plan.
  - b. The state must obtain CMS's approval of the phase-out plan prior to the implementation of the phase-out activities. Implementation of phase-out activities must be no sooner than 14 days after CMS approval of the phase-out plan.
  - c. Phase-out Plan Requirements. The state must include, at a minimum, in its phase-out plan the process by which it will notify affected beneficiaries, the content of said notices (including information on the beneficiary's appeal rights), the process by which the state will conduct administrative reviews of Medicaid eligibility for the affected beneficiaries, and ensure ongoing coverage for eligible individuals, as well as any community outreach activities.
  - d. Phase-out Procedures. The state must comply with all notice requirements found in 42 CFR sections 431.206, 431.210, and 431.213. In addition, the state must assure all appeal and hearing rights afforded to demonstration participants as outlined in 42 CFR sections 431.220 and 431.221. If a demonstration participant requests a hearing before the date of action, the state must maintain benefits as required in 42 CFR section 431.230. In addition, the state must conduct administrative renewals for all affected beneficiaries in order to determine if they qualify for Medicaid eligibility under a different eligibility category as discussed in October 1, 2010, state Health Official Letter #10-008.
  - e. Federal Financial Participation (FFP). If the project is terminated or any relevant waivers suspended by the state, FFP shall be limited to normal closeout costs associated with terminating the demonstration including services and administrative costs of disenrolling participants.
10. **CMS Right to Terminate or Suspend.** CMS may suspend or terminate the demonstration (in whole or in part) at any time before the date of expiration, whenever it determines following a hearing that the State has materially failed to comply with the terms of the

project. In addition, CMS reserves the right to withdraw expenditure authorities at any time it determines that continuing the expenditure authorities would no longer be in the public interest. If an expenditure authority is withdrawn, CMS shall be liable for only normal close-out costs. CMS will promptly notify the state in writing of the determination and the reasons for suspension or termination of the Demonstration, or any withdrawal of an expenditure authority, together with the effective date.

11. **Findings of Non-Compliance or Disallowance.** The state does not relinquish either its rights to challenge the CMS finding that the state materially failed to comply, or to request reconsideration or appeal of any disallowance pursuant to section 1116(e) of the Act.
12. **Withdrawal of Waiver Authority.** CMS reserves the right to withdraw waivers or expenditure authorities at any time it determines that continuing the waivers or expenditure authorities would no longer be in the public interest or promote the objectives of title XIX. CMS will promptly notify the state in writing of the determination and the reasons for the withdrawal, together with the effective date, and afford the state an opportunity to request a hearing to challenge CMS' determination prior to the effective date. If a waiver or expenditure authority is withdrawn, FFP is limited to normal closeout costs associated with terminating the waiver or expenditure authority, including services and administrative costs of disenrolling participants.
13. **Adequacy of Infrastructure.** The state must ensure the availability of adequate resources for implementation and monitoring of the demonstration, including education, outreach, and enrollment; maintaining eligibility systems; payment and reporting systems compliance with cost sharing requirements; and reporting on financial and other demonstration components.
14. **Public Notice, Tribal Consultation, and Consultation with Interested Parties.** The state must comply with the State Notice Procedures set forth in 59 Fed. Reg. 49249 (September 27, 1994). The state must also comply with the tribal consultation requirements in section 1902(a)(73) of the Act as amended by section 5006(e) of the American Recovery and Reinvestment Act (ARRA) of 2009, the implementing regulations for the Review and Approval Process for Section 1115 Demonstrations at 42 C.F.R. §431.408, and the tribal consultation requirements contained in the State's approved State plan, when any program changes to the demonstration, including (but not limited to) those referenced in STC 6, are proposed by the state.

In states with federally recognized Indian tribes, consultation must be conducted in accordance with the consultation process outlined in the July 17, 2001 letter or the consultation process in the state's approved Medicaid State plan if that process is specifically applicable to consulting with tribal governments on waivers (42 C.F.R. §431.408(b)(2)).

In states with federally recognized Indian tribes, Indian health programs, and/or Urban Indian organizations, the State is required to submit evidence to CMS regarding the solicitation of advice from these entities prior to submission of any demonstration proposal or renewal of this demonstration (42 C.F.R. §431.408(b)(3)).

The State must also comply with the Public Notice Procedures set forth in 42 CFR 447.205 for changes in statewide methods and standards for setting payment rates.

15. **Post Award Forum:** Within six months of the demonstration's implementation and annually thereafter, the state will afford the public with an opportunity to provide meaningful comment on the progress of the demonstration. At least 30 days prior to the date of the planned public forum, the state must publish the date, time and location of the forum in a prominent location on its website. The state can use either its Medicaid Advisory Committee, or another meeting that is open to the public and where an interested party can learn about the progress of the demonstration to meet the requirements of the STC. The state must include a summary in the quarterly report, as specified in STC 23, associated with the quarter in which the forum was held. The state must also include the summary in its annual report as required by STC 25.
16. **FFP.** No Federal matching funds for expenditures for this demonstration will take effect until the effective date identified in the demonstration approval letter.
17. **Federal Financial Participation (FFP) for Medicaid and Safety Net Care Pool Payments.** Payments for Medicaid, and Safety Net Care Pool (SNCP) payments funded by certified public expenditures (CPEs) are limited to the costs incurred by the certifying entity. No FFP is available for claims of government-operated hospitals designated in Attachment C in excess of costs as defined in paragraph 37 entitled Certified Public Expenditures or recognized under paragraph 38 entitled Payments to Hospitals. To the extent that the county delivery systems providing services to Medicaid Coverage Expansion and Health Care Coverage Initiative populations utilize CPEs, the payment must be based on cost and in accordance with a CMS approved protocol. This restriction does not preclude Delivery System Reform Incentive Pool (DSRIP) Payments funded through intergovernmental transfers (IGTs) or capitated payments received by county health systems or public hospitals funded through IGTs or general fund payments. Additionally, cost limitations do not apply to risk-based payments for services under the Medicaid Coverage Expansion (MCE) and Health Care Coverage Initiative (HCCI) programs, or to payments received by government operated hospitals from Medi-Cal managed care organizations, consistent with Federal law as these payments cannot be funded by CPEs. All DSH costs must be calculated according to the protocols under 42 CFR 447 and 455, however this cost limitation does not preclude IGT funded DSH payments applicable under section 4721(e) of the Balanced Budget Act of 1997.

#### **IV. GENERAL REPORTING REQUIREMENTS**

18. **General Financial Requirements.** The State will comply with all general financial requirements under title XIX and XXI set forth in these STCs.
19. **Reporting Requirements Relating to Budget Neutrality and Title XXI Allotment Neutrality.** The State will comply with all reporting requirements for monitoring budget

neutrality and title XXI allotment neutrality set forth in these STCs. The State must submit corrected budget and/or allotment neutrality data upon request.

20. **Accounting Procedure.** The State has submitted and CMS has approved accounting procedures for the Medi-Cal Hospital/Uninsured Demonstration to ensure oversight and monitoring of Demonstration claiming and expenditures. These procedures are included as Attachment H. The State shall submit a modification to the “Accounting Procedures” within 90 days after Demonstration approval to account for changes and expansions to the waiver as described within these STCs for the California Bridge to Reform Demonstration.
21. **Contractor Reviews.** The state will forward to CMS summaries of the financial and operational reviews that the state completes on applicants awarded contracts through the demonstration’s Low Income Health Program (LIHP) consisting of the MCE and HCCI programs, the Seniors and Persons with Disabilities Program (SPD), the California Children’s Services Program (CCS), Healthy Families Program Children Transition to the Medicaid Expansion Demonstration and Managed Care Health Plans operating in the State.
22. **Monthly Calls.** CMS shall schedule monthly conference calls with the State. The purpose of these calls is to discuss any significant actual or anticipated developments affecting the Demonstration. Areas to be addressed include, but are not limited to:
  - a. The health care delivery system, including the 2013 managed care expansion;
  - b. The Medicaid Coverage Expansion (MCE) program;
  - c. The Health Care Coverage Initiative (HCCI) program;
  - d. The Seniors and Persons with Disabilities (SPD) Program;
  - e. The Community Based Adult Services (CBAS) Program, including Enhanced Case Management (ECM) Services;
  - f. California Children’s Services (CCS) Program;
  - g. Healthy Families Children Transition to the Demonstration;
  - h. Designated State Health Programs (DSHP) receiving federal financial participation. – as defined within these STCs;
  - i. Enrollment , quality of care, access to care;
  - j. The benefit package, cost-sharing;
  - k. Audits, lawsuits;
  - l. Financial reporting and budget neutrality issues;
  - m. Progress on evaluations;
  - n. State legislative developments; and,
  - o. Any Demonstration amendments, concept papers or State plan amendments the State is considering submitting.

CMS shall update the state on any amendments or concept papers under review as well as federal policies and issues that may affect any aspect of the demonstration. The state and CMS (both the Project Officer and the Regional Office) shall jointly develop the agenda for the calls.

- 23. Demonstration Quarterly Reports.** The state will submit progress reports 60 days following the end of each quarter (Attachment I). The intent of these reports is to present the state's analysis and the status of the various operational areas. These quarterly reports will include, but are not limited to:
- a. A discussion of events occurring during the quarter or anticipated to occur in the near future that affect health care delivery, enrollment, quality of care, access, the benefit package and other operational issues.
  - b. Action plans for addressing any policy, operational and administrative issues identified.
  - c. Monthly enrollment data during the quarter and Demonstration Year to Date by:
    - i. County of participation, the number of persons in the MCE Program who are applicants, new recipients and existing recipients by FPL;
    - ii. County of participation, the number of persons in the HCCI program who are applicants, new recipients and existing recipients by FPL;
    - iii. County of participation, the number of persons enrolled in the SPD program;
    - iv. County of participation, the number of persons enrolled in the CCS Program based on Medi-Cal eligibility and DSHP;
    - v. County of participation, the number of persons enrolled in the CBAS program, and persons receiving ECM;
    - vi. County of participation, the number of persons enrolled in the 2013 managed care expansion; and
    - vii. County of participation, the number of persons participating in any Demonstration programs receiving FFP.
  - d. Budget and CHIP Allotment neutrality monitoring tables.
  - e. SPD Advisory Committee Minutes
  - f. Other items as requested:
    - i. Quarterly reports of any Designated State Health Program (DSHP) obtaining Federal Matching funds through this Demonstration.
    - ii. By County of participation Demonstration population complaints, grievances and appeals
- 24. SPD Specific Progress Reports.** During the first year of implementation of the mandatory enrollment of SPDs, the State will submit regular progress updates to CMS. After the first year of the waiver, the State will submit quarterly progress reports that are due 60 days after the end of each quarter as described in paragraph 23 entitled "Quarterly Reports." The fourth quarterly report of every calendar year will include an overview of the past year as well as the last quarter, and will serve as the annual progress report. CMS reserves the right to request the annual report in draft. The quarterly and annual reports will address, at a minimum:
- a. A discussion of the State's progress in completing enrollments in accordance with approved enrollment strategy in paragraph 81 and completing steps outlined in the Quality Assurance and Quality Improvement Plan as described in paragraph 90;
  - b. An aggregation and analysis of encounter data for SPD population;
  - c. A discussion of trends or issues identified through the review of such analysis;
  - d. A discussion of events occurring during the quarter (including enrollment numbers, lessons learned, and a summary of expenditures);

- e. Aggregated information on all measures utilized to assess the plan performance and outcomes for seniors and persons with disabilities;
- f. Notable accomplishments and areas for improvement, including findings from Quality Assurance and Quality Improvement Plan, participant survey and evaluation activities, and review of plan grievance process results and State Fair hearing information;
- g. Reports on ongoing data collection and analysis of required measurement elements, including HEDIS and other measurement; and
- h. Problems/issues that were identified, steps taken to correct them, how they were solved, and if any progress has occurred in the resolution of the issue.

- 25. Demonstration Annual Report.** The state will submit a draft annual report documenting accomplishments, project status, quantitative and case study findings, utilization data, and policy and administrative difficulties in the operation of the demonstration. The state will submit the draft annual report no later than 120 days after the end of each demonstration year. Within 60 days of receipt of comments from CMS, a final annual report will be submitted for the demonstration year to CMS. The annual report will also contain:
- a. The previous State fiscal year appropriation detail for those state programs referenced in paragraph 39.b.ii, which are permissible expenditures under the Safety Net Care Pool.
  - b. The progress and outcome of program activities related to the:
    - a. MCE;
    - b. HCCI;
    - c. SPD program;
    - d. CBAS program;
    - e. CCS Program;
    - f. Healthy Families Children Transitioning to the Demonstration; and
    - g. The 2013 managed care expansion;
  - c. The progress and outcome of activities related to any DSHP obtaining federal matching funds through this demonstration.

- 26. Transition Plan and Implementation Milestones.** This demonstration will not be extended by CMS beyond December 31, 2013 for the LIHP Demonstration populations. The State is required to prepare, and incrementally revise, a transition plan consistent with the provisions of the Affordable Care Act for individuals enrolled in these Demonstration populations, including details on how the State plans to coordinate the transition of these individuals to a coverage option available under the Affordable Care Act without interruption in coverage to the maximum extent possible. The State must meet the following transition and demonstration implementation milestones.
- a. Affordable Care Act Transition Plan. By July 1, 2012, the State must submit to CMS for review and approval an initial transition plan, consistent with the provisions of the Affordable Care Act for all individuals enrolled in the Demonstration, The plan must outline how the State will begin transition activities beginning July 1, 2013, including:
    - i. The State shall determine eligibility for coverage for these individuals beginning January 1, 2014 under all eligibility groups for which the State is required or has opted to provide medical assistance, including the group described in

§1902(a)(10)(A)(i)(VIII) for individuals under age 65 and regardless of disability status with income at or below 133 percent of the FPL. To ensure that eligibility for medical assistance is not disrupted for any individual covered who will be eligible under any such eligibility group as of January 1, 2014, prior to December 31, 2013, the State shall obtain any additional information needed from each individual to determine eligibility under such eligibility groups beginning January 1, 2014 and shall make and provide notice to the individual of such determination on or before December 31, 2013. In transitioning these individuals from coverage under the waiver to coverage under the State Plan, the State will not require these individuals to submit a new application.

- ii. A plan to manage the transition to new Medicaid eligibility levels in 2014 by considering, reviewing, and preliminarily determining new applications for Medicaid eligibility beginning as early as July 1, 2013.
  - iii. Criteria for provider participation in (e.g., demonstrated data collection and reporting capacity) and means of securing provider agreements for the transition.
  - iv. The schedule of implementation activities for the State to operationalize the transition plan.
  - v. The process the State will use to assure adequate primary care and specialty provider supply for eligible recipients under the State Plan and Demonstration Populations affected by the Demonstration on December 31, 2013.
- b. Access Report and Plan. The State will by January 1, 2013, submit to CMS an assessment of access to care for the populations currently enrolled in Medicaid through the state plan or under this Demonstration. This assessment will measure access to primary care services and specialty care, including access by major type of specialty provider. This assessment will also identify variations in access in the various counties participating in the Demonstration including differences in access to care that exist between urban and rural areas. The assessment shall include the State's projections for adequacy of access to care for persons who will be eligible on January 1, 2014 through Medicaid or Exchange coverage, along with an evaluation of factors that will affect such access, including but not limited to workforce development and network adequacy. The state will identify policy approaches that it intends to pursue to ensure access to care for these groups as well as for the pre-2014 Medicaid population.
- c. Behavioral Health Services Assessment. By March 1, 2012, the State will submit to CMS for approval an assessment that shall include information on available mental health and substance use service delivery infrastructure, information system infrastructure/capacity, provider capacity, utilization patterns and requirements (i.e., prior authorization), current levels of behavioral health and physical health integration and other information necessary to determine the current state of behavioral service delivery in California.
- d. Behavioral Health Services Plan. By October 1, 2012, the State will submit to CMS for approval a detailed plan, including how the State will coordinate with the Department of Mental Health and Alcohol and Drug Programs outlining the steps and infrastructure necessary to meet requirements of a benchmark plan no later than 2014.
- e. Implementation. By July 1, 2013, the State must begin implementation of a

simplified, streamlined process for transitioning eligible enrollees from the Demonstration to Medicaid or the Exchange in 2014 without need for additional determinations of enrollees' eligibility.

- f. Delivery System Reform Incentive Payment (DSRIP) Program Evaluation Plan. By no later than October 1, 2013, the state will submit a complete evaluation plan for the DSRIP components of the demonstration to CMS for approval, in accordance with the requirements of STC 28.
- g. Interim Evaluation Findings. By no later than October 1, 2014, the state will submit interim evaluation findings for the DSRIP components of the demonstration, in accordance with the requirements of STC 29 and 42 C.F.R. 431.424.
- h. Penalty. Failure to implement or operationalize the milestones listed in this paragraph will result in the loss of a percentage of the expenditure cap applicable to Safety Net Care Pool (SNCP) expenditures cap (not including HCCI expenditures) under the expenditure authorities. If the State fails to meet a milestone, the annual expenditure authority cap will be reduced by the amount(s) listed in the table below for SNCP expenditures other than those reserved for the HCCI.

<b>Demonstration Year (DY) Deadline</b>	<b>Milestone Reference</b>	<b>Penalty Amount as a percentage of The Annual Safety Net Care Pool Expenditure (Total Computable)</b>
DY 8 – July 1, 2012	25.a	0.5%
DY 8 – January 1, 2013	25.b	1.0%
DY 7 – Mar. 1, 2012	25. c.	2.0%
DY 8 – Oct. 1, 2012	25. d	2.0%
DY 9 – July 1, 2013	25. e.	5.0%
DY 9 – Oct. 1, 2013	25.f.	1.0%
DY 10 – Oct. 1, 2014	25.g.	2.0%

- i. Application of the Penalty. The State's annual expenditures under the SNCP will be reduced in the proceeding DY to the extent described above. Thirty days after the close of the DY, the State's annual expenditures under the SNCP for that year will be determined. The reduction in expenditure authority shall be applied to sequential DYs, if the State has not met the required milestones. Once a milestone has been met, no further penalties associated with that milestone completion will be imposed. Penalties resulting from failure to implement or operationalize the milestones associated with paragraphs 25.f and 25.g. as referenced in the chart above, shall be reduced from DSHP expenditures only, and shall not be reduced from the DSRIP or any other SNCP expenditures.

**27. Final Report.** Within 120 days following the end of the Demonstration, the State will submit a draft final report to CMS for comments. The State will take into consideration CMS' comments for incorporation into the final report. The final report is due to CMS no later than 120 days after receipt of CMS' comments.



- a. Population related Reporting - Within the final Demonstration and evaluation report the State will include:
  - i. An assessment using pre-mandatory enrollment as a baseline of the impact on mandatory managed care on the SPD population, including all notable findings;
  - ii. An assessment using pre-mandatory enrollment as a baseline of the impact on mandatory managed care on the 2013 managed care expansion, including all notable findings;
  - iii. Baseline assessment of populations enrolled who have family incomes at or below 133 percent FPL, and above 133 percent through 200 percent FPL.

**28. Evaluation Design.** Within 120 days of the effective date of these STCs, the state must submit to CMS for approval a draft evaluation design for the demonstration.

- a. At a minimum, the draft design will discuss the outcome measures, which will be used in evaluating the impact of each demonstration related program during the period of approval, particularly among the target populations. The design will also include the specific hypotheses being tested including an evaluation of the effectiveness of using SNCP funding for demonstration related programs. Further, it will discuss the data sources and sampling methodology for assessing these outcomes, including the per capita cost of each demonstration program. Finally, the draft evaluation design will include a detailed analysis plan that describes how the effects of all demonstration programs will be isolated from other initiatives occurring in the state.
- b. State shall include an assessment, using pre-mandatory enrollment as a baseline, of the impact on mandatory managed care on the SPD population, including all significant and notable findings based on all of the data accumulated through the quarterly progress report. The state will submit its plan for CMS review and approval for this aspect of the evaluation.
- c. CMS will provide comments on the draft evaluation design within 60 days of receipt, and the State will submit a final evaluation design within 60 days of receipt of CMS' comments.

**29. Implementation of Evaluation Design.**

- a. The state will implement the evaluation design and submit its progress in each of the quarterly and annual progress reports, including updates on revisions to the evaluation design due to subsequent amendments to the demonstration.
- b. CMS shall provide comments within 60 days after receipt of the report. The state will submit the final evaluation report within 60 days after receipt of CMS comments.

**30. Revision of the State Quality Strategy.** In accordance with federal regulations at Subpart D 438.200 regarding Quality Assessment and Performance Improvement to ensure the delivery of quality health care and establishment of standards, the State must update its Quality Strategy to reflect all managed care plans being proposed through this demonstration and submit to CMS for approval. The state must obtain the input of recipients and other stakeholders in the development of its revised Quality Strategy and make the Strategy available for public comment before adopting it as final, and submitting to CMS for approval. The state must revise the strategy whenever significant changes are made,

including changes through this demonstration. The state will also provide CMS with annual reports on the implementation and effectiveness of the updated Quality Strategy as it impacts the demonstration. This paragraph does not apply to low income health plans as referenced in Section 3, #1 (Expenditure Authority).

31. **External Quality Review.** The state is required to meet all external quality review (EQR) requirements found in 42 C.F.R. Part 438, subpart E. The state should generally have available its final EQR technical report to CMS and the public by April of each year, for data collected within the prior 15 months. This submission timeframe will align with the collection and annual reporting on managed care data by the Secretary each September 30th, which is a requirement under the Affordable Care Act [Sec. 2701 (d)(2)].
32. **Cooperation with Federal Evaluators.** Should CMS undertake an evaluation of the Demonstration, the State must fully cooperate with Federal evaluators' and their contractors' efforts to conduct an independent, federally funded evaluation of the Demonstration program.

## V. GENERAL FINANCIAL REQUIREMENTS

### A. Payments for Medicaid-Eligible Patients

33. **Selective Provider Contracting Program (SPCP).** The State will continue the SPCP for payment of certain private hospitals (as described in Attachment E) and non-designated government-operated hospitals as part of the 1115 Demonstration, subject to Attachment H and other applicable STCs. The SPCP component of the Demonstration is now referred to as the "Inpatient Hospital" component. The State may discontinue this program in whole or in part at any time through the submission of a State plan amendment to Attachment 4.19-a.
34. **Payments to Contracted Hospitals.** With the exception of payments for emergency hospital services, base payments to hospitals that contract with the State under the Inpatient Hospital component will be limited to rates determined through negotiations with California Medical Assistance Commission (CMAC) and shall follow the following principles:
  - a. The negotiated reimbursement rates to hospitals shall be on a per diem or other basis, and may include supplemental payments, but in no case shall such reimbursement exceed, in the aggregate, the upper payment limit for private hospitals established under CMS regulations. Should CMS promulgate new regulations governing hospital reimbursement, the reimbursement rates must reflect such new regulations as of the effective date of the new regulations.
  - b. The non-Federal share of payments to private hospitals may be funded by IGTs from units of local government, at their option, to the State. Any payments funded by intergovernmental transfers shall remain with the hospital and shall not be transferred back to any unit of government.

- c. The State will inform CMS of the funding of all Medicaid payments to these hospitals through the quarterly payment report currently submitted to the Regional Office. This report has been modified to accommodate the identification of funding sources associated with each type of Medicaid payment received by each hospital.

**35. Payments to Non-Designated Government-Operated Hospitals.** With the exception of emergency hospital services, base payments for inpatient services to non-designated government-operated hospitals (government-operated hospitals not identified in Attachment C) will be limited to the Inpatient Hospital component payments. Payments to such hospitals are determined through negotiations with CMAC.

- a. The negotiated reimbursement rates to non-designated government-operated hospitals shall be on a per diem or other basis, and may include supplemental payments, but in no case shall aggregate payments to government-operated hospitals exceed the upper payment limit for such hospitals established under CMS regulations. Should CMS promulgate new regulations governing hospital reimbursement, the reimbursement rates must reflect such new regulations as of the effective date of the new regulations.
- b. The State will inform CMS of the funding of all Medicaid payments to these non-designated government-operated hospitals through the quarterly payment report currently submitted to the Regional Office. This report has been modified to accommodate the identification of funding sources associated with each type of Medicaid payment received by each hospital.

**36. Reimbursement to Designated Government-Operated Hospitals.** Reimbursement to those hospitals identified in Attachment C will be based on allowable Medicaid inpatient hospital costs as identified on Medi-Cal 2552-96 cost reports. The methodology for computing such costs and the required procedures for claiming Federal matching funds is detailed in the Funding and Reimbursement Protocol included as Attachment F.

**37. Certified Public Expenditures (CPEs).** Total computable expenditures for patient care that are either directly payable under this Demonstration, or the basis for DSH or SNCP reimbursement, may be certified by government entities that directly operate health care providers as long as the expenditures are not funded using impermissible provider taxes or donations as defined under section 1903(w) of the Social Security Act or using Federal funds other than Medicaid funds (unless the other Federal funding source by law allows use of federal funds for matching purposes, and the federal Medicaid funding is credited to the other federal funding source). To the extent that the funding source for expenditures is a state program funded through this Demonstration, expenditures may be certified only as a total computable expenditure under such program. The State may not claim federal matching funds for a payment to a provider and also claim federal matching funds on the underlying expenditure certified by the provider, except to the extent that the State has an auditable methodology to prevent duplicate claims (such as one that limits claims for federal matching

based on the certified expenditure to the shortfall after accounting for the claimed payment). For this purpose, Federal funds do not include, DSRIP Payments, patient care revenue received as payment for other services rendered under programs such as DSHP, LIHP, Medicare or Medicaid. To ensure that there is no double claiming of federal funding under the DSHP and LIHP, a detailed protocol will be developed outlining the procedures to be followed for claiming under this paragraph.

38. **Payments to Hospitals.** Under this Demonstration, payments to hospitals may include supplemental Medicaid inpatient and outpatient payments to hospitals identified in Attachment C that meet the eligibility requirements for participation in the Construction/Renovation Reimbursement Program, pursuant to California Welfare and Institutions Code section 14085.5 and 14085.57. To the extent that the State continues to make these payments, such payments may be funded by the State general fund, by CPEs and shall be considered Medicaid revenue that must be offset against uncompensated costs eligible for Disproportionate Share Hospital (DSH) payments. These supplemental payments are in addition to the Medicaid rates described in Attachment F for inpatient Medicaid services, and the non-Federal share must be funded by State or local general funds.

**B. Safety Net Care Pool (SNCP)**

39. **Safety Net Care Pool Expenditure.** California may claim FFP for expenditures in the defined categories of spending (subparagraphs a, b, and c) subject to the spending limits defined in this paragraph (subparagraphs a, b.iii, and c.v.) for each category and subject to the limitations in Section XI of these STCs entitles “Monitoring Budget Neutrality in the Demonstration.”
- a. **HCCI.** California may spend up to \$360 million total computable per year in DY 6-8 and \$180 million total computable in DY 9 on expenditures associated with defined services and populations under the Health Care Coverage Initiative, which is part of the LIHP, as described in paragraphs 52.a.ii.
    - i. Claims for expenditures in the counties participating in the HCCI program as of November 1, 2010 are subject to the funding and claiming protocols described in Attachment G, the coverage limits in paragraphs 67.b, 67.c, and 67.d, except during the transition period (described in 39.a.v.) the HCCI counties may provide health care services in accordance with paragraph 56 of the “Medi-Cal Hospital/Uninsured Care Demonstration,” until implementation of the new LIHP, and the eligibility limits in paragraph 52.a.ii.
    - ii. Additional counties seeking to participate in the HCCI program must submit funding and claiming protocols to the State. The State must then submit the protocols to CMS and may not claim FFP prior to CMS’ approval of the funding and claiming protocols.
    - iii. Spending in the HCCI is subject to the limitations described in paragraph 51 describing the HCCI Allocations.
    - iv. To the extent counties are unable to utilize the full \$360 million per year in DY 6-

8 and \$180 million in DY 9 on expenditures associated with defined services and populations under the HCCI for a Demonstration year, CA may request that such funds may be available for use in one of the other three categories of SNCP spending described in 39(b)(i), 39(b)(ii) and 39(c). The State must use the process described in paragraph 7. Such redirected SNCP funds may be available for allowable expenditures incurred during the Demonstration year for which the funds were initially reserved, or may be rolled over to subsequent Demonstration years for unrestricted use SNCP expenditures subject to CMS approval.

- v. *Transition Period.* From the period of the effective date identified in the Demonstration approval letter through October 1, 2011 counties currently participating in the HCCI through the prior period “Medi-Cal Hospital/Uninsured Care Demonstration” and in accordance with paragraph 52 may claim FFP for qualifying expenditures for enrollees with family incomes from 0-200 percent FPL as the counties implement the new MCE coverage requirements consistent with Attachments G and J of the STCs for the prior Demonstration until September 30, 2011. Effective October 1, 2011 Attachments F, G and J of the STCs will need to be revised for the continuation of claiming to reflect Demonstration activity after the Transition period.

By January 1, 2011, the State will submit to CMS a plan identifying:

- A. Which counties intend to offer MCE;
- B. The upper income levels and benefit packages that the county will cover for both MCE and HCCI coverage during DY 6;
- C. The counties’ plans for implementing the new MCE coverage requirements, including the counties’ plans to meet any requirements not enumerated in the Demonstration waiver and expenditure authorities so that MCE requirements are fully achieved by July 1, 2011.

By July 1, 2011, the State will demonstrate to CMS that counties meet the new MCE coverage requirements and that the expenditures related to this coverage can be claimed as FFP under the MCE EG (hypothetical). For those counties meeting this timeframe, FFP claimed from the effective date identified in the Demonstration approval letter will be treated as MCE expenditures for enrollees with family incomes from 0 to 133 percent FPL. For enrollees with family incomes above 133 up to 200 percent FPL, FFP claimed from November 1, 2010 will be subject to the SNCP limits.

For counties that do not elect to participate in the MCE category, FFP will be claimed against the HCCI in the SNCP, subject to the SNCP limits, for all member months or costs from the effective date identified in the Demonstration approval letter.

For DY 7-10, the State must inform CMS of any county that intends to participate in the MCE program 90 days prior to the county enrolling people

in that program under the Medicaid Coverage Expansion and must demonstrate that the county meets the new MCE coverage requirements 45 days prior to the county beginning enrollment in the program. All FFP will be treated as MCE for enrollees qualifying for the MCE category from the period that enrollment begins in the MCE.

- b. SNCP Uncompensated Care. Expenditures may be made through the SNCP for uncompensated care provided to uninsured individuals with no source of third party coverage for the services they received furnished by hospitals or other providers identified by the State. To the extent that uncompensated care expenditures are made for services furnished by entities other than the designated public hospitals, the state must identify the provider and the source of the non-federal share of the SNCP Uncompensated Care payment.
- i. *Safety Net Care Uncompensated Care Pool*. funds may be used for expenditures for care and services that meet the definition of ‘medical assistance’ contained in section 1905(a) of the Act that are incurred by hospitals, clinics, or by other provider types for uncompensated medical care costs of medical services provided to uninsured individuals, as agreed upon by CMS and the State. Expenditures are claimed in accordance with CMS-approved claiming protocols.
- ii. *SNCP Designated State Health Programs (DSHP)*. The State may claim FFP for the following State programs subject to the annual limits described below and the restrictions described in paragraph 44 “Prohibited Uses of SNCP funds. Expenditures are claimed in accordance with CMS-approved claiming protocols. The State should modify Attachment F to account for any DSHP expenditure claiming in DYs 6 through 10. No FFP is allowed until the year 6-10 DSHP claiming protocol is approved by CMS.
- iii. *Supplemental Payments to IHS and 638 Facilities*. The state shall make supplemental payments to Indian Health Service (IHS) and tribal 638 facilities to take into account their responsibility to provide uncompensated care and support the IHS and tribal 638 service delivery network. Supplemental payments shall be computed based on the uncompensated cost of primary care services furnished by such facilities to uninsured individuals with incomes up to 133 percent of the Federal Poverty Level (FPL) who are not enrolled in a Low Income Health Program (LIHP) and uncompensated costs for services that were eliminated from Medi-Cal coverage in July 2009 pursuant to state plan amendment 09-001, furnished by such facilities to such uninsured individuals and individuals enrolled in the Medi-cal program.

Participating tribal facilities shall maintain policies for furnishing services to non-IHS beneficiaries that are in place as of January 1, 2013. Payments shall be based on the approved methodology set forth in Attachment F – Supplement 7.

- iv. *SNCP Uncompensated Care Annual Limits.* Taken together, the total computable annual limits for Safety Net Care Uncompensated Care Pool and Designated State Health Programs cannot exceed the following:
1. DY 6 - \$1.633 billion
  2. DY 7 - \$1.672 billion
  3. DY 8- \$1.572 billion
  4. DY 9 - \$1.422 billion
  5. DY 10 - \$1.272 billion

Notwithstanding the total computable annual limits specified above, reallocated funds in the amount of \$176 million and \$146 million, from the HCCI component from DY6 and DY7 of those years, respectively, will be added to the total computable annual limit listed above for DY7. If the available SNCP Uncompensated Care expenditures in DY7 are not sufficient to fully claim the reallocated funds, those funds will be made available for claiming in later demonstration years, notwithstanding the total computable annual limits specified above.

Notwithstanding the total computable annual limits specified above, reallocated funds in the amount of \$97 million and \$26 million, from the HCCI component from DY8 and DY9 of those years, respectively, will be added to the total computable annual limit listed above for DY8 and DY9, respectively. If the available SNCP Uncompensated Care expenditures in DY8 or DY9 are not sufficient to fully claim the reallocated funds, those funds will be made available for SNCP Uncompensated Care expenditures in later demonstration years notwithstanding the total computable annual limits specified above.

The annual limit the State may claim FFP for DSHP is limited to the programs listed below and shall not exceed \$400,000,000 FFP per year for a 5 year total of \$2,000,000,000 FFP.

The annual limit for the IHS uncompensated care cost shall be \$15,461,000 TC per year (DYs 8 and 9) for a 2 year total of \$30,922,000 TC.

- v. *Approved Designated State Health Programs (DSHP)* for which FFP can be claimed subject to the limits in this paragraph are:

<b>State Only Medical Programs</b>
California Children Services (CCS)
Genetically Handicapped Persons Program (GHPP)
Medically Indigent Adult Long Term Care (MIALTC)
Breast & Cervical Cancer Treatment Program (BCCTP)
AIDS Drug Assistance Program (ADAP)

Expanded Access to Primary Care (EAPC)
County Mental Health Services Program
Department of Developmental Services (DDS)
Prostate Cancer Treatment Program (PCTP)
Cancer Detection Programs; Every Woman Counts (CDP: EWC)
County Medical Services Program (CMSP) – for the period November 1, 2010 through December 31, 2011 only
<b>Workforce Development Programs</b>
Office of Statewide Health Planning & Development (OSHPD) <ul style="list-style-type: none"> <li>• Song Brown HealthCare Workforce Training Program</li> <li>• Steven M. Thompson Physician Corp Loan Repayment Program</li> <li>• Mental Health Loan Assumption Program</li> </ul>

vi. *SNCP Workforce Development in Low Income/Underserved Communities.* The State may claim FFP for workforce development programs funded by the Universities of California, California State Universities and/or California community colleges to the extent those programs are targeted to benefit low income populations or underserved areas and this justification must be submitted to CMS for its review and approval. The State must then obtain prior CMS approval for the methodology used to capture the workforce development costs eligible for FFP. Once all relevant approvals are obtained, CMS will add this program to the approved DSHP list.

c. SNCP Delivery System Reform Incentive Pool (DSRIP) Payments. Within the SNCP, a Delivery System Reform Incentive Pool (DSRIP) is available for the development of a program of activity that supports California’s public hospitals’ efforts in meaningfully enhancing the quality of care and the health of the patients and families they serve. The program of activity funded by the DSRIP shall be foundational, ambitious, sustainable and directly sensitive to the needs and characteristics of an individual hospital’s population, and the hospital’s particular circumstances; it shall also be deeply rooted in the intensive learning and generous sharing that will accelerate meaningful improvement.

DSRIP Proposals must be consistent with the hospitals’ shared mission and quality goals as well as CMS’s overarching approach for improving health care through the simultaneous pursuit of three aims: improving the experience of care, improving the health of populations, and reducing per capita costs of health care (without any harm whatsoever to individuals, families or communities).

There are 5 areas for which funding are available under the DSRIP, each of which has explicit connection to the achievement of three aims:



- i. *Infrastructure Development.* Investments in technology, tools and human resources that will strengthen the organization's ability to serve its population and continuously improve its services. Examples of such initiatives drawn from the hospitals' initial proposals are:
  - A. Increase in Primary Care Capacity
  - B. Introduction of Telemedicine
  - C. Enhanced Interpretation Services
  - D. Enhanced Improvement Capacity
  
- ii. *Innovation and Redesign.* Investments in new and innovative models of care delivery (e.g., Medical Homes) that have the potential to make significant, demonstrated improvements in patient experience, cost and disease management. Examples of such initiatives drawn from the hospitals' initial proposals are:
  - A. Expansion of Medical Homes
  - B. Expansion of Chronic Disease Management Systems
  - C. Primary Care Redesign
  - D. Redesign for Cost Savings
  
- iii. *Population-focused Improvement.* Investments in enhancing care delivery for the 5-10 highest burden (morbidity, cost, prevalence, etc.) conditions in public hospital systems for the population in question. Examples of such initiatives drawn from the hospitals' initial proposals are:
  - A. Improved Diabetes Care Management and Outcomes
  - B. Improved Chronic Care Management and Outcomes
  - C. Reduction of Readmissions
  - D. Improved Quality (with attention to reliability and effectiveness, and targeted to particular conditions or high-burden problems)
  
- iv. *Urgent Improvement in Care.* Broad dissemination of top-level performance on 2 or 3 interventions (preferably drawn from a superset of interventions) where there is deep evidence, including evidence from within the safety net, that major improvement in care is possible within 5 years, measurable and meaningful for almost all hospital populations such as those served by the California Public Hospitals. These are hospital specific initiatives and will be jointly developed by hospitals, the State and CMS, and need not be uniform across all of the hospitals or the initiative.
  
- v. *HIV Transition Projects.* Establish HIV Transition plans to develop programs of activity that support efforts to provide access to high-quality, coordinated, integrated care to patients diagnosed with HIV, particularly those LIHP enrollees who previously received services under programs funded by the Ryan White HIV/AIDS Treatment Extension Act of 2009. These plans will support infrastructure, programs, and services to ensure that persons diagnosed with HIV can be cared for in an integrated and coordinated system of care. If a government hospital, as listed in Attachment C, chooses to implement HIV Transition DSRIP,

the following two categories of activities must be implemented by the participating hospital system and must be in addition to any other DSRIP projects:

- A. Infrastructure and Program Design – These activities will enhance the ability of participating hospital systems to provide care within patient-centered medical homes, an essential building block to ensuring delivery of high-quality medical care for patients diagnosed with HIV. Examples of such activities are:
  - 1. Establish appropriate medical homes with HIV expertise
  - 2. Establish electronic consultation systems
  - 3. Development of retention programs.
- B. Clinical and Operational Outcomes – These activities will enable participating hospital systems to pursue patient outcomes across several clinical domains to realize concrete gains in quality and operational effectiveness that will have lasting benefits for individuals. Examples of such activities are:
  - 1. Viral load monitoring
  - 2. Medical visits
  - 3. T-Cell count.

- vi. *General Overview of Payments.* Payments for the Infrastructure Development, Innovation and Redesign and HIV Transition Infrastructure and Program Redesign shall be tied to process measures (e.g., successful initiation of an enhanced interpretation program, enrollment of a majority of patients into a Medical Home model). Payments related to Innovation and Redesign shall recognize that the initiatives do not guarantee outcomes, but that the milestones will result in learning, adaptation and progress. Payments for HIV Transition Clinical and Operational Outcomes must be tied to the Health Resources and Services Administration HIV/AIDS Bureau (HRSA HAB) performance measures. The total Demonstration funding for DSRIP shall not exceed total computable expenditures of \$6.671 billion over five years. Annual limits on this SNCP category of spending are:
  - 1. DY 6 - \$1.006 billion
  - 2. DY 7 - \$1.3 billion
  - 3. DY 8- \$1.51 billion
  - 4. DY 9 - \$1.455 billion
  - 5. DY 10 - \$1.4 billion

The total annual limits of DY 8 and DY 9 include sublimits of \$110 million for DY 8 and \$55 million for DY 9, with respect to HIV Transition incentive payments. The total Demonstration funding for HIV Transition activities must not exceed total computable expenditures of \$165 million over DY 8 and DY 9. For DY 9, HIV Transition activities will end on December 31, 2013. The parameters for obtaining an HIV Transition activity payment shall be detailed in forthcoming supplements to Attachments P and Q.

- vi. Payment for both the Population-Focused Improvement and Urgent Improvement in Care shall be tied chiefly to an organization's absolute progress from the time it initiates its improvement activities with recognition of demonstrated advancement from each facility's starting point. In some cases, it may also be tied to outcome measures (e.g., an infection rate, the rate of reliable delivery of an evidenced-based care protocol). Payments for metrics may be graduated or based on making meaningful and significant progress rather than full achievement of a particular metric. Organizations will have the opportunity to recapture a DSRIP payment in subsequent Demonstration years upon metric/milestone achievement if the Organization does not meet a milestone /metric in the specified or targeted Demonstration year for achievement. The parameters for such recapture shall be detailed in Attachment P. For all categories of payment, metrics should, whenever possible, (1) reference a nationally or statewide accepted measurement, including but not limited to CHART, HEDIS, CMS, NQF, and the U.S. Task Force on Prevention; and (2) an individual plan must include the measurement specifications for each initiative.
- vii. Total payment amounts available for each of the public hospital system proposal will be determined prior to submission for final approval by CMS. Each public hospital system will be responsible for developing proposals that include proposed payment mechanisms based on the metrics guidelines as stipulated in Attachment P for categories I-IV and a forthcoming supplement to Attachment P or Attachment Q for category V.

Each public hospital system will provide the non-federal share of its DSRIP payments through an IGT. Available funding under the initial four defined areas of focus may be weighted more heavily toward Infrastructure Investment and Innovation and Redesign initiatives in the first two years of the Demonstration and inversely weighted toward Population-focused Improvement and Urgent Improvement in Care initiatives in the last two years of the Demonstration.

In consultation with the designated public hospitals and to the degree it does not impede the ability of the designated public hospitals to meet the requirements and conditions contained for DSRIP payments set forth in this section, the State may provide for milestone incentive payments to private disproportionate share hospitals and/or non-designated public disproportionate share hospitals to incentivize improvement activities towards, and achievement of, delivery system transformation. Such milestone incentive payments to private disproportionate share hospitals and/or non-designated public disproportionate share hospitals must be structured in accordance with the requirements and conditions for DSRIP Payments set forth in this section. Incentive payments may be funded by voluntary intergovernmental transfers made by the designated public hospitals and/or non-designated public hospitals. All incentive pool funding, including any potential private and/or non-designated public hospital sub-pools, will be limited

to the total amount of incentive pool funding allowed for DSRIP payments as set forth in this section.

- viii. *Finalize DSRIP Protocol.* Within the 60 days following the acceptance of the terms and conditions, CMS, the State and the California Association of Public Hospitals will, through a collaborative process, develop a blueprint to move quickly forward to develop more specific standards, measures and evaluation protocols with the intention of clarifying requirements and expediting the approval of the plans. Specifically, the deliverable will be future Attachment Q and will:
- A. Develop standard metrics for both process measures and absolute improvement measures;
  - B. Finalization of scorecard process and metric grouping to measure project progress;
  - C. Finalization of payment mechanisms for projects based the agreed upon metrics;
  - D. Finalize a State review process that will assure action on the proposal within 30 days of submission by the hospitals. Approval results in submission to CMS by the State for approval of DSRIP funding.
  - E. Finalize a review and approval process for proposals received by CMS that assures action on the proposal with 30 days from submission by the State; finalize a process for ongoing support and collaboration, annual reporting process and project coordination.
- ix. *DSRIP Payments are Not Direct Reimbursement for Expenditures or Payments for Services.* Payments from the DSRIP are intended to support and reward hospital systems for improvements in their delivery systems that support the simultaneous pursuit of improving the experience of care, improving the health of populations, and reducing per capita costs of health care. The payments are not direct reimbursement for expenditures incurred by hospitals in implementing reforms. The DSRIP payments are not reimbursement for health care services that are recognized under these Special Terms and Conditions or under the State plan. DSRIP fund payments should not be considered patient care revenue and should not be offset against the certified public expenditures incurred by government-operated hospital systems and their affiliated government entity providers for health care services, DSH or administrative activities as defined under these Special Terms and Conditions and/or under the State plan.
- xi. The State must submit a revised Attachment P and Attachment Q, or supplements thereto, to incorporate Category V, HIV Transition Projects, within 30 days of the amendment approval. Consistent with the STCs related to the SNCP, CMS approval of the revised Attachment P and Attachment Q, or supplements, is required before FFP for Category V, HIV Transition Projects will be dispersed.

**40. General Funding and Reimbursement Protocol for SNCP Expenditures.** The State must maintain an approved funding and reimbursement protocol (Attachment F) to document the procedures and methodologies the State will use to determine those costs eligible for Federal matching through the Safety Net Care Pool (SNCP) through the Certified Public Expenditure (CPE) process. The Federal government will only match SNCP expenditures, under the Demonstration, that the State makes with State and/or Local funds.

The funding and reimbursement protocol must specify the definitions, methodologies and cost-reporting formats for documenting expenditures made by the State and non-hospital based providers in order to claim Safety Net Care Pool (SNCP) Federal matching funds. The funding and reimbursement protocol must be approved by CMS before the State may claim FFP against the SNCP for all medical services. The funding and reimbursement protocol must also include methodologies for reimbursing for the following:

- a. Safety Net Care Uncompensated Care Pool furnished by designated public hospitals and other governmental providers that is not otherwise funded through Medicaid, claimed for DSH or reimbursed by other payers. The reimbursement methodologies for designated public hospitals and other governmental providers participating in the Demonstration that are not described in Section 4.19-A of the Medicaid State Plan are described in Attachment F and includes a description of any use of estimates or adjustment factors that will be used to modify actual cost findings;
- b. Supplemental Payments to IHS and 638 Facilities. Attachment F describes the methodology to compute supplemental payments to IHS and tribal facilities using the published IHS encounter rate for qualifying uncompensated encounters.
- c. Designated State Health Programs (DSHP). The State must revise and amend Attachment F to document the procedures for DSHP interim claiming and the payment reconciliation process the State will use to determine those costs eligible for Federal matching through the Safety Net Care Pool for DSHP in paragraph 398.b., iv. The State will submit a final proposed revised Attachment F to CMS. Failure of the State to submit the final proposed revised Attachment F to CMS will result in a loss of Federal matching for DSHP expenditures; and
- d. Workforce Development in Low Income/Underserved Communities as described in paragraph 38.b.vi.

**41. Restricted Use of SNCP Funds.** Safety Net Care Pool funds are available annually at the levels defined in paragraph 39. Annual limits are further subject to reductions associated with paragraph 26.h., as determined by the State meeting its projected budget neutrality savings. To the extent any of the funds associated with a SNCP category are not fully expended in a given year, they may be available for subsequent years for the purposes for which the funds were initially reserved. However, consistent with paragraph 39, funds spent

in a given year cannot exceed the cumulative DY expenditure limits for the individual SNCP category. Funds may also be rolled over to subsequent Demonstration years for use in other SNCP categories subject to CMS approval.

42. **Entities Eligible to Receive SNCP Funds.** The government operated hospitals listed in Attachment C, the State, a county or a city and IHS or 638 tribal facilities are eligible to receive Safety Net Care Pool funds based upon CPEs determined through an approved cost reimbursement methodology. With prior approval of CMS, the State may add other governmental entities (and may include providers established under State statutes authorizing hospital authorities, hospital districts, or similar entities) to this list. The State must notify CMS when an entity on Attachment C is removed.
43. **Permissible non-Federal Share Funding Mechanisms for SNCP.** The State must have permissible sources for the non-Federal share of payments from the Safety Net Care Pool, which may include CPEs or permissible IGTs from government-operated entities. Sources of non-Federal funding shall not include provider taxes or donations impermissible under section 1903(w), impermissible intergovernmental transfers from SNCP providers, or Federal funds received from other Federal programs (unless expressly authorized by Federal statute to be used for matching purposes).

In the event that the use of CPEs or permissible IGTs by the State and government-operated entities is insufficient to fully utilize the SNCP allowance, the State may propose alternate legitimate funding mechanisms. However, CMS must review and approve any such alternate funding prior to its use as the non-Federal share of a payment under Title XIX.

44. **Prohibited Uses of SNCP funds.** Safety Net Care Pool expenditures do not include expenditures associated with the provision of non-emergency care to non-qualified aliens.
- a. To implement this limitation, 13.95 percent of total provider expenditures or claims through SNCP for uncompensated care will be treated as expended for non-emergency care to non-qualified aliens.
  - b. To implement this limitation with respect to DSHP:
    - i. Expenditures for the Medically Indigent Long Term Care (MI/LTC) program will not be reduced by 13.95 percent because there are no non-qualified aliens receiving services under this program.
    - ii. Expenditures for the Breast and Cervical Cancer Treatment Program (BCCTP) will be reduced by the costs related to providing services to those individuals with aid codes used to designate non-qualified aliens; however, the 13.95 percent reduction will not be applied otherwise.
    - iii. Expenditures for the California Children Services (CCS) program will be reduced by 13.95 percent as specified in subparagraph (a).
    - iv. Expenditures for the Genetically Handicapped Persons Program (GHPP) will be reduced by 13.95 percent as specified in subparagraph (a).

- v. Expenditures for the Expanded Access to Primary Care (EAPC) will be reduced by either the 13.95 percent factor as specified in subparagraph (a), or by the costs related to providing services to those individuals with aid codes used to designate non-qualified aliens.
- vi. Expenditures for the AIDS Drug Assistance Program (ADAP) will be reduced by either the 13.95 percent factor as specified in subparagraph (a), or by the costs related to providing services to those individuals with aid codes used to designate non-qualified aliens.
- vii. Expenditures for the California Department of Developmental Services will be reduced by either the 13.95 percent factor as specified in subparagraph (a), or by the costs related to providing services to those individuals with aid codes used to designate non-qualified aliens.
- viii. Expenditures for the California County Mental Health Services Program will be reduced by either the 13.95 percent factor as specified in subparagraph (a), or by the costs related to providing services to those individuals with aid codes used to designate non-qualified aliens.
- ix. Expenditures for the Prostate Cancer Treatment Program (PCTP) will be reduced by 13.95 percent as specified in subparagraph (a).
- x. Expenditures for the Cancer Detection Programs; Every Woman Counts (CDP: EWC) program will be reduced by 13.95 percent as specified in subparagraph (a).
- xi. Expenditures for the County Medical Services Program (CMSP) will be reduced by either the 13.95 percent factor as specified in subparagraph (a), or by the costs related to providing services to those individuals with aid codes used to designate non-qualified aliens.
  - A. Expenditures for the CMSP are only allowable for DSHP for the period November 1, 2010 through December 31, 2011,
  - B. Implementation of the CMSP LIHP prior to December 31, 2011 will terminate the eligibility of provider expenditures or claims through SNCP for uncompensated care.

**45. Redistribution of SNCP Funds.** The State may redistribute, among designated public hospitals, Federal matching funds drawn against Safety Net Care Pool claims it receives which are based on providers' CPEs, provided that providers receiving Federal funds in excess of their certified costs cannot return any portion of the payment received to any unit of government and providers not receiving the total Federal matching funds for a documented cost cannot utilize those costs as CPEs to claim Federal funds. No Federal matching funding is available for such redistributions. Retention of such funds by the hospitals for use in either the current or subsequent fiscal year is allowable. Any redistribution cannot increase local contributions towards the non-Federal share that would violate maintenance of effort provisions regarding political subdivisions contributions under the Recovery Act of the Affordable Care Act.

46. **Low Income Health Program (LIHP).** The LIHP is a county<sup>1</sup>-based elective program that consists of two components, the Medicaid Coverage Expansion (MCE) and Health Care Coverage Initiative (HCCI). The MCE is not subject to a cap on federal funding, and provides a broader range of medical assistance than the HCCI, which is subject to a cap on federal funding within the limited amounts available for the SNCP.
47. **LIHP Cost Claiming Protocols.** The State must maintain a CMS approved funding and reimbursement protocol (Attachment G) which explains the process the State will use to determine costs incurred by the LIHP under this Demonstration.
- a. Requirements of the funding and reimbursement protocol must:
    - i. Indicate how the LIHP will document costs; how interim payments will be made; and how reconciliations will be performed.
    - ii. Document how the CPE process will interact with the CPE process currently outlined in Attachment F, and used by the hospitals listed in Attachment C to document costs eligible for Federal matching. This process should only address the provision of medical services under the LIHP; the administrative cost claiming protocol is separately described in Attachment J.
    - iii. The State must submit funding and claiming protocols to CMS with respect to each county participating in the LIHP program. The State may not claim FFP prior to the approval of the funding and claiming protocols. Once the funding and claiming protocol is approved, payment may be rendered as of the date that the LIHP met all requirements.
  - b. For any Demonstration program paid based on actuarially sound per capita rates, the requirements of the funding and reimbursement protocol must address:
    - i. How the rates will be determined
    - ii. Whether the nonfederal share will be provided through intergovernmental transfers or certified public expenditures, and
    - iii. The procedures that will apply to payment.
  - c. Provide for methodologies to determine the separate costs of HCCI services and MCE services incurred by the LIHP.
48. **LIHP Maintenance of Effort (MOE).** The State must demonstrate that the annual amount of non-Federal funds expended for the LIHP in effect under the prior demonstration as HCCI programs will be maintained or increased above the State Fiscal Year (SFY) 2006-07 level and for any new LIHP will be maintained or increased above the SFY 2009-10 level for the Demonstration period through December 31, 2013, i.e., the State must demonstrate that total non-Federal expenditures for LIHP in any Demonstration year is equal to or exceeds the total amount that would have been expended by either the State or local governments in SFY 2006-07 or SFY 2009-10, as applicable, in the absence of the Demonstration. If the State cannot meet the MOE requirement, CMS will reduce Federal funding for LIHP expenditures by the amount of the deficiency.

---

<sup>1</sup> In the LIHP program ONLY a “county” will be defined as a county, a city and county, a consortium of counties serving a region consisting of more than one county, a tribal government, or a health authority.



**49. Prior Approval of Claiming Mechanism.** The State must maintain a CMS approved Administrative Cost Claiming Protocol (Attachment J) which explains the process the State will use to determine administrative costs incurred by the LIHP which must be compliant with the Office of Management and Budget Circular A-87, "Cost Principles for State, Local, and Indian Tribal Governments." CMS will provide Federal financial participation (FFP) to the State at the regular 50 percent match rate for administrative costs including, start up, implementation and close out costs associated with the approved LIHP and incurred and subject to the limitations outlined in Attachment J during the Demonstration approval period within these STCs. The claiming protocol should be modified for Demonstration years 6-9 for the new LIHP time periods and also to account for the allocation of administrative costs between the MCE and the HCCI populations. No FFP for administrative costs is allowed until a claiming protocol is approved by CMS.

**C. Funding Limitations on the LIHP - Health Care Coverage Initiative (HCCI)**

**50. Federal Financial Participation for the HCCI Population.** A reserved amount of restricted use SNCP funds as described in paragraph 39.a may only be used to fund expenditures for the HCCI population that will expand coverage options for individuals who meet the criteria in paragraph 52.a. ii. The HCCI population program may rely upon the existing relationships between the uninsured and safety net health care systems, hospitals, and clinics.

**51. HCCI Allocations.** The State with CMS approval will determine HCCI allocations for expenditures in each county for each year of the Demonstration. The allocations will be the maximum levels of SNCP funding that will be available to pay for expenditures for HCCI recipients in each county during the Demonstration year. If FFP is to be provided based on county certified public expenditures, the expenditures for health care coverage service costs for county HCCI recipients must be documented by each county and must be compliant with the Office of Management and Budget Circular A-87, "Cost Principles for State, Local, and Indian Tribal Governments." Expenditures will be claimed in accordance with the CMS-approved HCCI claiming protocol in Attachment G. Attachment G must be modified for DY's 6 through 9 to accommodate any new/changes to HCCI programs as well as the allocation of expenditures between the MCE and the HCCI medical services.

**VI. STATE PLAN AND DEMONSTRATION POPULATIONS AFFECTED BY THE DEMONSTRATION**

The Special Terms and Conditions, waivers and authorities separately enumerated for the State Plan and Demonstration Populations affected by the California Bridge to Reform Demonstration, and the corresponding Demonstration programs affected by the Demonstration are effective from the effective date identified in the CMS Demonstration approval letter through October 31, 2015 except for the LIHP that will be effective through December 31, 2013 and will not be extended by CMS beyond December 31, 2013.

**52. Eligibility.** Certain State plan eligibles and Demonstration populations authorized under the expenditure authorities are affected by the Demonstration. The Medicaid Coverage Expansion (MCE) population, described below in 52.a.i., and CCS with special health care needs population, described below in 52.b., are subject to all applicable Medicaid laws and regulations except as expressly waived or described herein. The Health Care Coverage Initiative (HCCI) population, described below in 52.a.ii., are subject to Medicaid laws or regulations except as specified in the expenditure authorities or described herein for these Demonstration populations.

The following population groups are affected by the Demonstration:

a. Demonstration Low Income Health Program – Eligible individuals who meet county residency requirements of a participating county, are a U.S. citizens, nationals or otherwise have satisfactory immigration status: are not eligible for Medicaid or CHIP; are not pregnant, and are within the following populations:

i. *Medicaid Coverage Expansion (MCE) Population.* Adults between 19 and 64 years of age who have family incomes at or below 133 percent of the FPL (or less as applicable based on participating county income eligibility standards).

1. New MCE Recipients. Adults between 19 and 64 years of age who have family incomes at or below 133 percent of the FPL and who have been determined to be eligible for enrollment into a participating county program after the Demonstration approval date including individuals determined eligible for enrollment during the Transition Period pursuant to paragraph 39.a.v; and

2. Existing MCE Recipients. Includes certain adults who have family income at or below 133 percent FPL, and who were enrolled in the “Medi-Cal Hospital/Uninsured Care Waiver,” HCCI in their county of residence on the effective date identified in the CMS Demonstration approval letter.

ii. *Health Care Coverage Initiative (HCCI) Population.* Adults between 19 and 64 years of age who have family incomes above 133 percent through 200 percent FPL (or less as applicable based on participating county income eligibility standards).

1. New HCCI Recipients. Adults between 19 and 64 years of age who have family incomes above 133 through 200 percent of the FPL and who have been determined to be eligible for enrollment into a participating county program after the Demonstration approval date including individuals determined eligible for enrollment during the Transition Period pursuant to paragraph 39.a.v; and

2. Existing HCCI Recipients. Includes certain adults who have family income above 133 through 200 percent of the FPL, who were enrolled in the “Medi-Cal Hospital/Uninsured Care Waiver,” in their county of residence on the effective date identified in the CMS Demonstration approval letter.

b. State Plan California Children’s Services (CCS) Affected by the Demonstration are those children with Special Health Care Needs who are:

- i. Under 21 years of age; and
  - ii. Meet the medical eligibility criteria as defined in the California Code of Regulations such as congenital anomalies, cerebral palsy, hearing loss, cancer and diabetes; and
  - iii. Meet financial eligibility criteria for CCS if they are:
    - 1. Enrolled in Medi-Cal (per the Medicaid State Plan);
    - 2. Enrolled in Healthy Families (California's Child Health Insurance Program);
    - 3. Persons in families with an adjusted gross income of \$40,000 or less in the most recent tax year, as calculated for California state income tax purposes; or
    - 4. Projected to expend more than 20 percent of their annual, adjusted gross family income for treatment of the CCS-eligible condition.
- c. State Plan Seniors and Persons with Disabilities (SPD) are those persons who derive their eligibility from the Medicaid State Plan and are aged, blind, or disabled.
- d. 1915(b) Waiver Populations are individuals enrolled in the: (1) California Health Insuring Organizations; (2) Health Plan of San Mateo (3) Santa Barbara San Luis Obispo Regional Health Authority; (4) Two Plan Geographic Managed Care delivery systems
- i. *Section 1931 Children and Related Populations* are children including those eligible under Section 1931, poverty-level related groups and optional groups of older children
  - ii. *Section 1931 Adults and Related Populations* are adults including those eligible under Section 1931, poverty-level pregnant women and optional group of caretaker relatives.
  - iii. *Foster Care Children* are Medicaid beneficiaries who are receiving foster care or adoption assistance (Title IV-E), are in foster-care, or are otherwise in an out-of-home placement.
- e. Community Based Adult Services (CBAS) Populations are persons who are age 18 or older; meet CBAS eligibility under paragraph 95(b); and derive their Medicaid eligibility from the State Plan and are either aged, blind, or disabled including those who are recipients of Medicare.
- f. Healthy Families Children Transitioning to the Demonstration are uninsured children with family income up to 250 percent of the FPL not otherwise eligible under the state plan who are either: a) transition children previously enrolled in the state's separate CHIP who meet the conditions for phased-in enrollment in the demonstration population described in Section 105 of the STCs; or b) new enrollees who would otherwise meet the eligibility criteria for enrollment in the state's approved separate CHIP program.
- g. 2013 Managed Care Expansion Populations. This population consists of persons residing in 28 California counties transitioning from Medi-Cal FFS to Medi-Cal managed care, beginning no earlier than September 1, 2013. Attachment L specifies the 28 counties, the anticipated start date (subject to CMS approval of the managed care

contracts and the state's compliance with these STCs), and which populations are required to enroll in managed care and which are voluntary (by county).

## VII. DEMONSTRATION DELIVERY SYSTEMS

If the State chooses to use a managed care delivery system to provide benefits to the Demonstration populations (defined in STC 52), any managed care delivery system which uses managed care organizations (MCOs), health-insuring organizations (HIOs), prepaid inpatient health plans (PIHPs), or prepaid ambulatory health plans (PAHPs) [collectively referred to as managed care entities] is subject to all applicable Medicaid laws and regulations, including but not limited to sections 1903(m), 1905(t), and 1932 of the Act and 42 CFR Part 438.

53. **Transition of existing 1915(b) waiver programs into the Demonstration.** Prior to this Demonstration, the State operated managed care programs under the authority of 1915(b) through four separate 1915(b) waivers:
- a. Health Plan of San Mateo (HPSM);
  - b. Santa Barbara San Luis Obispo Regional Health Authority (SBSLORHA);
  - c. Health Insuring Organizations (HIO)-OBRA County-Organized Health Systems (COHS); and
  - d. Two Plan/Geographic Managed Care (GMC).

Health Insuring Organizations are managed care delivery systems unique to California and operate under the authority of section 9517(c) of COBRA 1985, which was subsequently amended by section 4734 of OBRA 1990 and MIPAA 2008. HIOs are exempt from the managed care requirements of section 1932 of the Act (implemented through 42 CFR Part 438) because they are not subject to the requirements under 1903(m)(2)(A) that apply to MCOs and contracts with MCOs. 42 CFR 438.2 identifies these as county-operated entities and California state law that passed simultaneously with OBRA 1990 identifies these as county-organized health systems (COHS). The entities covered by the 1915(b) waivers in subparagraph b. and c. operate under the HIO authority to deliver benefits to State plan populations; the HPSM is considered a COHS, but is not considered an HIO by Federal standards because it became operational after January 1, 1986.

The counties participating in the Two Plan offer a choice of two types of MCOs – a local initiative plan (a county-organized plan which includes local safety net providers and clinics) and a commercial plan. The counties participating in the GMC offer a choice of two or more MCOs.

54. **Managed Care Expansions.** The State has been granted the authority to operate managed care programs in the counties in Attachment M. Therefore, a Demonstration amendment is not required to implement expansions in these counties. However, any new service area expansions, proposed changes in Demonstration authorities, or changes in the populations

included or excluded in the authorized counties will require an amendment to the Demonstration as outlined in STC 7, including updated Attachments L and M.

55. **Encounter Data Validation Study for New Health Plans.** When a managed care entity begins serving the populations in STC 52. b., c., d., or g, in the Demonstration, the State will be responsible for conducting a validation study 18 months after the effective date of the contract to determine completeness and accuracy of encounter data. The initial study will include validation through a sample of medical records of Demonstration enrollees.
56. **Submission of Encounter Data.** The State will submit encounter data to the Medicaid Statistical Information System (MSIS) as is consistent with Federal law, policy and regulation. The State must assure that encounter data maintained at managed care entities can be linked with eligibility files maintained at the State.
57. **Standard Transaction Formats for Transmission of Payment and Enrollment to Managed Care Entities.** The State must ensure that regular capitation payments and plan enrollment rosters provided to the managed care entities serving Demonstration populations are generated through an automated process that is compliant with the appropriate standard HIPAA ANSI X12 transaction file format. The State must transition to utilizing Version 5010 of the 820 standard for capitation payments, and the 834 standard for enrollment rosters by the January 1, 2012. FFP under this Demonstration may be at risk if these electronic standards are not implemented by the HIPAA-mandated compliance date.
58. **Contracts.** No FFP is available for activities covered under contracts and/or modifications to existing contracts that are subject to 42 CFR 438 requirements prior to CMS approval of such contracts and/or contract amendments. The State will provide CMS with a minimum of 60 days to review and approve changes. CMS reserves the right as a corrective action to withhold FFP (either partial or full) for the Demonstration until the contract compliance requirement is met.
59. **Capitation Payments.** The State must ensure that regular capitation payments made to the Medicaid health plans that are covered under this Demonstration are done through an automated process that is compliant with the standard HIPAA ANSI X12 820 electronic transaction format. The State must transition to utilizing Version 5010 of the 820 standard transaction by the compliance date of January 1, 2012. Likewise, the State must ensure that regular plan enrollment rosters are provided to the Medicaid health plans covered under this Demonstration through an automated process that is compliant with the standard HIPAA ANSI X12 834 electronic transaction format. The State must transition to utilizing Version 5010 of the 834 standard transaction by the compliance date of January 1, 2012. FFP under this Demonstration may be at risk if these electronic standards are not implemented by the HIPAA-mandated compliance date.
60. **Network Adequacy.** The State must ensure that each managed care entity has a provider network that is sufficient to provide access to all covered services in the contract.

- a. For the Demonstration populations identified in STC 52. b., c., d., and g, No later than 30 days prior to enrollment of these populations and annually thereafter, the State must provide to CMS for review and approval the following:
  - i. The anticipated Demonstration population enrollment;
  - ii. Expected service utilization based on the Demonstration population's characteristics and health care needs;
  - iii. The anticipated number and types of primary care and specialty providers needed to provide covered services to the Demonstration population;
  - iv. The number of network providers accepting the new Demonstration population; and
  - v. The geographic location of providers and Demonstration population, considering distance, travel time, transportation, and disability access.
  
- b. To the extent that the state applies an exception to its time and distance access standards for a particular region that is part of the 2013 managed care expansion population described in STC 52.g the state shall provide the CMS the following information no later than 30 days prior to enrollment:
  - i. The geographic zip codes where the exception is applied;
  - ii. The reason(s) for applying this exception, and;
  - iii. A description of how the health plan network being certified for network adequacy compares to the number of FFS provider in the region where the exception is applied.

And annual thereafter:

- i. The geographic zip codes where the exception is applied; and
- ii. The reason(s) for applying this exception.

61. **Network Requirements.** The State must through its health plans deliver adequate primary care, including care that is delivered in a culturally competent manner that is sufficient to provide access to covered services to the low-income population, and coordinate health care services for Demonstration populations.
- a. **Special Health Care Needs** - Enrollees with special health care needs must have direct access to a specialist as appropriate for the individual's health care condition.
  - b. **Out of Network Requirements** - The State through its health plans must provide Demonstration populations with the corresponding Demonstration program benefits described within these STCs and must adequately cover these benefits and services out of network in a timely fashion, for as long as it is necessary to provide them, at no additional cost to the enrollee.
  - c. **Timeliness** - The State through its health plans must comply with timely access requirements and ensure their providers comply with these requirements. Providers must

meet State standards for timely access to care and services, considering the urgency of the service needed. Network providers must offer office hours at least equal to those offered to the health plan's commercial line of business enrollees or Medicaid fee-for-service participants, if the provider accepts only Medicaid patients. Contracted services must be made available 24 hours per day, seven days per week when medically necessary. The State, through the health plan contracts must establish mechanisms to ensure and monitor provider compliance and must take corrective action when noncompliance occurs.

- d. **Credentialing** - The State through its health plans must demonstrate that the health plan providers are credentialed. The State must also require these health plans to participate in efforts to promote culturally competent service delivery.
- e. **Demonstrating Network Adequacy** - Annually the State must provide adequate assurances that it has sufficient capacity to serve the expected enrollment in its service area.
  - i. The State must provide supporting documentation that must show that the health plan offers an adequate range of preventive, primary, and specialty services care for the anticipated number of enrollees in the service area. The network must contain providers who are sufficient in number, mix, and geographic distribution to meet the anticipated needs of enrollees.
  - ii. The State through its health plans must submit this documentation when it enters into a contract.
    - A. The State must submit this documentation any time that a significant change occurs in the health plan's operations that would affect adequate capacity and services.
    - B. Significant changes include changes in services, benefits, geographic service area, or payments or the entity's enrollment of a new population.
- f. **Certification** – Prior to enrollment and annually, the State is required to certify to CMS that each health plan has complied with State standards for service availability and must make all documentation available to CMS upon request.

## VIII. OPERATION OF DEMONSTRATION PROGRAMS

### A. Low Income Health Program (LIHP)

62. **Eligibility and Enrollment Processes.** For both the MCE and HCCI programs, eligible individuals may not be otherwise eligible for Medicaid or CHIP, must be non-pregnant, and must meet, income eligibility standards that are determined on a county-by-county basis, with variation in the income eligibility standards between counties within ranges established under this Demonstration. No asset test will be imposed upon LIHP enrollees. An individual determined eligible in one participating county who moves to another participating county

will be disenrolled by the county in which the individual is no longer a resident, and may apply in the county to which the individual becomes a resident.

a. Definitions.

- i. *MCE Applicants* are non-pregnant individuals between 19 and 64 years of age who are not enrolled in Medicaid or CHIP and who appear to have family incomes at or below 133 percent of the FPL (or less as applicable based on participating county standards) who have completed an application in a participating county and who have not had an eligibility determination.
- ii. *MCE Recipients*
  1. New MCE Recipients are individuals between 19 and 64 years of age who have family incomes at or below 133 percent of the FPL, are not eligible for Medicaid or CHIP and who have been determined to be otherwise eligible (including individuals determined eligible for enrollment during the Transition Period pursuant to paragraph 38.a.v) and are U.S. citizens, nationals or pending documentation of citizenship consistent with 1902(a)(46)(B) of the Act; or have satisfactory immigration status consistent with 1137 of the Act; and
  2. Existing MCE Recipients includes certain individuals whose income is at or below 133 percent of the FPL, and who were enrolled in the “Medi-Cal Hospital/Uninsured Care Demonstration, in their county of residence at the effective date identified in the CMS approval letter of the California Bridge to Reform Demonstration. These individuals are entitled to continued MCE eligibility even though they may not meet the current income eligibility standards imposed by the participating county program.
- iii. *HCCI Applicants* are non-pregnant individuals between 19 and 64 years of age who appear to have family incomes above 133 through 200 percent of the FPL (or less as applicable based on participating county income standards), are not enrolled in Medicaid or CHIP, do not have third party coverage, who have completed an application for HCCI in a participating county and who have not had an eligibility determination.
- iv. *HCCI Recipients*
  1. New HCCI Recipients are individuals between 19 and 64 years of age who have family incomes above 133 through 200 percent of the FPL, are not enrolled in Medicaid or CHIP, do not have third party coverage, and who have been determined to be otherwise eligible (including individuals determined eligible for enrollment during the Transition Period pursuant to paragraph 38.a.v) and are U.S. citizens, nationals or pending documentation of citizenship consistent with 1902(a)(46)(B) of the Act; or have satisfactory immigration status consistent with 1137 of the Act and
  2. New HCCI Recipient Enrollment Limitation. Within 60 days of Demonstration approval the State must provide to CMS for review and approval reasonable procedures and monitoring plans for assuring that MCE applicants are enrolled prior to HCCI applicants. No FFP will be available for county plans that enroll new HCCI applicants at the exclusion of MCE applicants.
  3. Existing HCCI Recipients includes certain individuals whose income is above 133 through 200 percent of the FPL, and who were enrolled in the “Medi-Cal



Hospital/Uninsured Care Demonstration, in their county of residence at the effective date identified in the CMS approval letter of the California Bridge to Reform Demonstration. These individuals are entitled to continued HCCI eligibility even though they may not meet the current HCCI income eligibility standards imposed by the participating county program.

- v. *Initial Eligibility Determination* – the determination by a participating county as to whether an applicant meets the eligibility standards for the MCE or HCCI programs, using applicable methodologies or procedures in effect in the county under this Demonstration. As set forth below, a county may determine an individual eligible subject to a waiting list.

b. Income Range for Eligibility

- i. *Baseline Income Limit Notice.* The State will provide to CMS within 60 days after Demonstration approval and with each newly participating county the following:
    - 1. The actual upper income limit elected by the county for recipient eligibility for the:
      - A. MCE population - which must be at or below 133 percent of the FPL; and
      - B. HCCI population - which must be above 133 through 200 percent of the FPL.
    - 2. Actual/projected enrollment for the county by:
      - A. MCE population; and
      - B. HCCI population.
    - 3. The projected expenditure limit for the county's
      - A. MCE population; and
      - B. HCCI population.
    - 4. Any county-specific eligibility standards, methodologies, or procedures in effect in determining how MCE and HCCI applicants become recipients.
  - ii. *Adjustments to the Income Limit.* In the event that, based on advance budget projections made by the county, funding will not be sufficient to continue to enroll applicants under the levels the county establishes in paragraph 62.b.i., the county may reduce the income limit for new applicants. Any reduction in income limits must ensure that lower income applicants remain eligible unless applicants with higher incomes are ineligible (as a result, upper income limits may not be reduced for MCE applicants unless the county no longer extends eligibility to HCCI applicants). As described in paragraph 64, eligibility levels for recipients will be maintained. In such cases, The State must submit a 90 day written notice to CMS describing the nature of the adjustment to the income limit, the start date of the adjustment(s), and the County's actual and projected enrollment.
- c. *Enrollment Caps.* In cases where a county determines, based on advance budget projections that it cannot continue to enroll applicants without exceeding the funding available for the county program, the county can establish enrollment caps for the HCCI program. If, notwithstanding enrollment caps that totally close new enrollment in the HCCI program, the county estimates that it will still exceed available funding, the county can establish enrollment caps for the MCE population.

- d. *Wait Lists for MCE and HCCI Applicants.* The State may employ county based wait lists when a county has established enrollment caps pursuant to the preceding paragraph, as a method of managing individual applicant enrollment into a county based HCCI or MCE program.
- e. *Outreach for those on the Wait Lists.* The State will ensure that county based outreach is conducted for those individuals on a wait list, for at least 6 months, to afford those individuals the opportunity to sign up for other programs if they are still seeking coverage. Outreach materials will remind individuals they can apply for Medicaid and CHIP programs at any time.

**63. Eligibility Determinations.**

- a. Eligibility determinations for the MCE and HCCI populations will be made by individuals who are employed under merit system principles by the State or local governments, including local health departments. These employees will refer any applicant who may be eligible for either Medicaid or CHIP to the State or local government social services office for an eligibility determination. Any individual eligible for either Medicaid or CHIP is not eligible for enrollment into the MCE or HCCI program.
- b. Counties will develop eligibility income standards, methodologies and procedures for the MCE and HCCI populations. Such income standards, methodologies and procedures must comply with the requirements of section 42 USC 1396b(x) [Social Security Act section 1903b(x)] and 42 USC 1396a(a)(46)(B) [1902(a)(46)(B)] regarding documentation of immigration status.

**64. Eligibility Redeterminations.** Recipients enrolled in a MCE or HCCI program must have an eligibility redetermination at least once every 12 months unless the county elects the delayed renewal option described in paragraph (d) below.

- a. These eligibility redeterminations cannot be more restrictive during the redetermination period than those “in effect” during the period of the MCE or HCCI recipient’s initial eligibility determination.
- b. Each redetermination must include a reassessment of the recipient’s eligibility for Medicaid and CHIP. If upon a redetermination, a recipient is determined ineligible the recipient shall be disenrolled and if appropriate referred to the county Medi-Cal office.
- c. A MCE or HCCI enrollee may apply for eligibility under Medicaid or CHIP at any time for any reason. The State or local governments, including local health departments will determine eligibility for Medicaid and CHIP and enroll individuals in programs for which they are found eligible.
- d. Between September 1, 2013 and December 31, 2013, counties may elect to delay renewals for MCE or HCCI beneficiaries for a one year period.

**65. Retroactive Eligibility.** Retroactive eligibility up to 3 months prior to the date of application may be extended to the LIHP population, at county option, similar to the retroactive eligibility under the State plan.

**66. Disenrollment of Recipients.**

- a. MCE population. Recipients will be disenrolled:
  - i. In accordance with Medicaid law and policy; or
  - ii. If they no longer reside in the county participating in the MCE program.
- b. HCCI population. Recipients will be disenrolled if they:
  - i. Have been determined to be unable to provide documentation of citizenship;
  - ii. Does not provide or no longer meets program eligibility requirements;
  - iii. Exceed income limits allowed for the program;
  - iv. Voluntarily withdraw from the program
  - v. No longer reside in the County participating in the HCCI
  - vi. Become incarcerated or are institutionalized in an IMD;
  - vii. Attain age 65;
  - viii. Are no longer living; or
  - ix. Obtain other health coverage.

**67. Standard Low Income Health Program Benefits** consists of a core set of services listed below in 67.a., and b. and other add-on services allowable under Section 1905(a) of the Social Security Act, which are reasonable and necessary in establishing a diagnosis and providing palliative, curative or restorative treatment for physical and/or mental health conditions in accordance with the standards of medical practice generally accepted at the time services are rendered. Each service must be sufficient in amount, duration, and scope to reasonably achieve its purpose; and the amount, duration, or scope of coverage, may not arbitrarily be denied or reduced solely because of the diagnosis, type of illness, or condition (42 CFR 440.230). FFP is available for such services through the authority granted in this Demonstration.

- a. MCE population core benefits to the extent available under the California State Plan.
  - i. Medical equipment and supplies;
  - ii. Emergency Care Services (including transportation);
  - iii. Acute Inpatient Hospital Services;
  - iv. Laboratory Services;
  - v. Mental health benefits as described in paragraphs 68 and 69;
  - vi. Prior-authorized Non-Emergency Medical Transportation (when medically necessary, required for obtaining medical care and provided for the lowest cost mode available);
  - vii. Outpatient Hospital Services;
  - viii. Physical Therapy;
  - ix. Physician services (including specialty care);
  - x. Podiatry;
  - xi. Prescription and limited non-prescription medications;
  - xii. Prosthetic and orthotic appliances and devices; and
  - xiii. Radiology.

- b. HCCI population core benefits.
  - i. Medical equipment and supplies;
  - ii. Emergency Care Services;
  - iii. Acute Inpatient Hospital Services;
  - iv. Laboratory Services;
  - v. Outpatient Hospital Services;
  - vi. Physical Therapy;
  - vii. Physician services(including specialty care);
  - viii. Prescription and limited non-prescription medications;
  - ix. Prosthetic and orthotic appliances and devices; and
  - x. Radiology.
  
- c. Excluded or Non Covered Benefits. Services and Benefits excluded from the MCE and HCCI core benefit plans include:
  - i. Organ Transplants;
  - ii. Bariatric surgery; and
  - iii. Infertility related services
  
- d. Enhancements to Core Benefits. Counties may provide other add-on services and benefits allowable under Section 1905(a) of the Social Security Act that include additional Medicaid eligible services above the minimum core benefits and receive Federal funding. The State will submit such proposals to CMS for approval.
  
- e. Denial of Services. Except for those medically necessary emergency care services for MCE recipients described in 67.f., the LIHP may exclude those services listed above in paragraph 67.a.b, and d, that are rendered by providers that are not in the provider network for the LIHP.
  
- f. Coverage of Out-of-Network Emergency Services. Participating counties under the LIHP must provide coverage of emergency services provided in hospital emergency rooms for emergency medical conditions, and/or required post-stabilization care, regardless of whether the provider that furnishes the services is within the LIHP network consistent with paragraph 67.e.
  - i. *Payment.* LIHP may pay for emergency services and post-stabilization services provided by out-of-network providers at 30 percent of the applicable regulatory fee-for-service rate under the State plan (less any supplemental payments), except that, with respect to inpatient hospital services, LIHP programs may pay 30% of the applicable regional un-weighted average of per diem rates paid to SPCP-contracted hospitals. The out-of-network provider must accept LIHP program payments made in accordance with these STCs as payment in full for the services rendered, and the LIHP recipient may not be held liable for payment.
  - ii. *Out-of-network providers* must, as a condition for receiving payment for emergency services, notify the LIHP program within 24 hours of admitting the patient into the

emergency room, and, with respect to post-stabilization care, meet the approval protocols established by the LIHP.

iii. *Definitions.*

1. Emergency medical condition means a medical condition manifesting itself by acute symptoms of sufficient severity (including severe pain) that a prudent layperson, who possesses an average knowledge of health and medicine, could reasonably expect the absence of immediate medical attention to result in the following:
    - A. Placing the health of the individual (or, with respect to a pregnant woman, the health of the woman or her unborn child) in serious jeopardy.
    - B. Serious impairment to bodily functions.
    - C. Serious dysfunction of any bodily organ or part.
  2. Emergency services means covered inpatient and outpatient services that are furnished by a provider that is qualified to furnish these services under this title, and needed to evaluate or stabilize an emergency medical condition.
  3. Post-stabilization care services means covered services related to an emergency medical condition that, subject to approval protocols, are provided after an enrollee is stabilized in order to maintain the stabilized condition or to improve or resolve the enrollee's condition.
- g. *Funding of Out-of-Network Emergency Services.* In addition to the funding mechanisms described in paragraph 43 [CPE and IGT], the State may fund the nonfederal share of LIHP program payments for out-of-network emergency services with provider fee revenues that comply with section 1903(w).
- h. *LIHP Materials.* LIHP will include in materials information about their ability to receive emergency and/or post-stabilization services in out-of-network hospitals as well as their right to not be liable for payment for these services. LIHP programs will ensure that beneficiary id cards indicate to emergency providers that the LIHP program should be contacted for reimbursement and approval for post-stabilization services.
- i. *Provider Bulletin.* The State will issue a provider bulletin indicating the requirement that providers must accept the LIHP out of network emergency service rates as reimbursement in full and are not permitted to balance bill patients.

**68. MCE Mental Health Benefit Criteria.** The MCE enrollee as described in paragraph 52 entitled "Eligibility" must be diagnosed by a MCE participating provider, within their scope of practice, with a mental health diagnosis specified in the most recent version of the Diagnostic and Statistical Manual (DSM) published by the American Psychiatric Association.

- a. The enrollee must also have at least one of the following impairments as a result of the diagnosed mental disorder:
  - i. A significant impairment in an important area of life functioning.
  - ii. A probability of significant deterioration in an important area of life functioning.
- b. The intervention recommended by the enrolled provider, within their scope of practice, must be reasonably calculated to:
  - i. Significantly diminish the impairment; or
  - ii. Prevent significant deterioration in an important area of life functioning.

- c. In addition to the criteria listed above, for an inpatient admission for treatment of a diagnosed mental disorder, one or more of the following criteria may also apply:
  - i. The impairment, symptoms or behavior:
    - A. Represent a current danger to self, others or property;
    - B. Prevent the enrollee from providing for, or utilizing food, shelter or clothing;
    - C. Present a severe risk to the enrollee's health and safety;
    - D. Require further psychiatric evaluation or medication treatment that cannot be provided on an outpatient basis.

69. **Mental Health Benefits for MCE enrollees.** The State must offer a minimum evidence-based benefits package for mental health services under the Demonstration, to promote services in community-based settings with an emphasis on prevention and early intervention.
- a. Minimum Benefits Package. Each county will provide the minimum level of mental health benefits to enrollees:
    - i. Up to 10 days per year of acute inpatient hospitalization in an acute care hospital, psychiatric hospital, or psychiatric health facility.
    - ii. Psychiatric pharmaceuticals.
    - iii. Up to 12 outpatient encounters per year. Outpatient encounters include assessment, individual or group therapy, crisis intervention, medication support and assessment. If a medically necessary need to extend treatment to an enrollee exists, the plan will optionally expand the service(s).
  - b. Benefits beyond the Minimum. Counties may provide other add-on services allowable under Section 1905(a) of the Social Security Act that include additional Medicaid eligible services above the minimum core benefits and receive Federal funding. The State will submit such proposals to CMS for approval.
  - c. Option to carve out Mental Health Benefits. Counties may opt to provide mental health services through a delivery system that is separate from the LIHP.

70. **Design of Behavioral Health Needs Assessment** - Upon Demonstration approval, the State shall work with CMS, Substance Abuse and Mental Health Services Administration (SAMSHA), State Departments of Mental Health and Alcohol and Drug Programs to design an approach for a systems assessment to identify the services (including amount, duration, and scope) available throughout the State. This assessment design shall also include information on available service delivery infrastructure, information system infrastructure/capacity, provider capacity, utilization patterns and requirements (i.e., prior authorization), current levels of behavioral health and physical health integration and other information necessary to determine the current state of behavioral service delivery in California.

71. **Initial Behavioral Health Services Needs Assessment.** No later than March 1, 2012, The State will submit to CMS a comprehensive assessment, developed collaboratively with the State Departments of Mental Health and Alcohol and Drug Programs, of its current behavioral health system, anticipated growth needs to meet all Medicaid needs by 2014, including mental health and substance use services system. This assessment shall include an accounting of the services (including amount, duration, and scope) available throughout the

State as of the assessment. This assessment shall also include information on available service delivery infrastructure, information system infrastructure/capacity, provider capacity, utilization patterns and requirements (i.e., prior authorization) current levels of behavioral health and physical health integration and other information necessary to determine the current state of behavioral service delivery in California.

72. **Behavioral Health Services.** By October 1, 2012, the State will submit a detailed plan, including how the State will coordinate with the Department of Mental Health and Alcohol and Drug Programs, to CMS outlining the steps and infrastructure necessary to meet requirements of a benchmark plan and ensure strong availability of behavioral health services statewide no later than 2014. This plan must be approved by CMS.
73. **Technical Assistance for Assessment and Plan.** CMS, in partnership with other Agencies of the Department of Health and Human Services, including the SAMSHA, will provide technical assistance in the development and conduct of the assessment(s), and the plan to ensure service delivery capacity sufficient to meet Federal requirements effective in 2014.
74. **Cost Sharing Parameters for the LIHP Population.**
  - a. MCE related enrollment fees and premiums must be discontinued for enrollees with family income at or below 133 percent of the FPL and newly participating MCE program counties must comply with Medicaid cost sharing limits for MCE and HCCI populations.
  - b. Effective July 1, 2011. All cost-sharing must be in compliance with Medicaid requirements for State plan populations that are set forth in statute, regulation and policies and all HCCI enrollees must be limited to a 5% aggregate cost sharing limit per family.
75. **Delivery Systems for the LIHP Population.** If the State chooses to use a managed care delivery system to provide benefits to the LIHP population, any managed care delivery system which uses managed care organizations (MCOs), health-insuring organizations (HIOs), prepaid inpatient health plans (PIHPs), prepaid ambulatory health plans (PAHPs) or primary care case management systems (PCCMs) [collectively referred to as managed care entities] is subject to all applicable Medicaid laws and regulations, including but not limited to sections 1903(m), 1905(t), and 1932 of the Act and 42 CFR Part 438, except as expressly noted below and consistent with the Demonstration waiver and expenditure authorities. A county based delivery system with a closed network of providers will be considered a managed care delivery system.
76. **Network Adequacy and Access Requirements for the LIHP Population.** The State must ensure that any managed care entity or managed care delivery system (Plan) complies with network adequacy and access requirements, including that services are delivered in a culturally competent manner that is sufficient to provide access to covered services to the low-income population. Providers must meet standards for timely access to care and services, considering the urgency of the service needed.
  - a. Accessibility to primary health care services will be provided at a location within 60 minutes or 30 miles from each enrollee's place of residence. Primary care appointments

will be made available within 30 business days of request during the period of the Demonstration term through June 30, 2012 and within 20 business days during the Demonstration term from July 1, 2012 through December 31, 2013. Urgent primary care appointments will be provided within 48 hours (or 96 hours if prior authorization is required) of request.

- b. Specialty care access will be provided at a minimum within 30 business days of request.
- c. Network providers must offer office hours at least equal to those offered to a Plan’s commercial line of business enrollees or Medicaid fee-for-service participants. Services under the contract must be made available 24 hours per day, seven days per week when medically necessary. The State, through managed care entity contracts must establish mechanisms to ensure and monitor provider compliance and must take corrective action when noncompliance occurs.
- d. The State will establish alternative primary and specialty access standards for rural areas, service areas within a county with a population of 500,000 or fewer, other areas within a county that are sparsely populated, or other circumstances in which the standards are unreasonably restrictive.
- e. In an area of Los Angeles County where an uneven distribution of population resides across a large geographic area, the County shall, in instances where there is no network participation by other designated public hospitals or non-designated public hospitals, include coverage of inpatient hospital services at the nearest network hospital through the provision of appropriate transportation that is commensurate with patient need, is required for obtaining medical care and is provided at the lowest cost mode available.
- f. A Plan will not be found to be in violation of 1902(a)(10)(A) with respect to the provision of federally-qualified health center (FQHC) services as long as it contracts with or otherwise offers services through at least one FQHC if such a health center exists in the county or geographic service area of the Plan.
- g. Penalty Provisions Related to Network and Access Requirements. Failure to implement or operationalize the provisions listed in this paragraph will result in the loss of a percentage of the expenditure cap applicable to Safety Net Care Pool (SNCP) expenditures cap (not including HCCI expenditures) under the expenditure authorities. If the State fails to meet a provision, related to Network Adequacy and Access Requirements for the LIHP Population, the annual expenditure authority cap will be reduced by the amount(s) listed in the table below for SNCP expenditures other than those reserved for the HCCI.

<b>Deadline</b>	<b>Penalty Amount as a percentage of The Annual Safety Net Care Pool Expenditure (Total Computable)</b>
Prior to Demonstration Enrollment	5.0 %
Nov. 1, 2011 and annually	5.0%

- h. Application of the Penalty. The State’s annual expenditures under the SNCP will be reduced in the proceeding DY to the extent described above. Thirty days after the close of the DY, the State’s annual expenditures under the SNCP for that year will be



determined. The reduction in expenditure authority shall be applied to sequential DYs, if the State has not met the required provisions. Once a requirement has been met, no further penalties associated with that requirement will be imposed.

77. **LIHP Credentialing and Cultural Competence.** The State must ensure that providers of all managed care entities or managed care delivery systems are appropriately credentialed for the services furnished, and must ensure that the managed care entities participate in efforts to promote culturally competent service delivery.
78. **Encounter Data.** Each county LIHP managed care delivery system in the Demonstration will be responsible for the collection and reporting of data on services furnished to Demonstration enrollees through encounter data or other methods as specified by the State. The State will, in addition, develop mechanisms for the collection, reporting, and analysis of these data (which should at least include all outpatient, inpatient and physician services).
79. **Federal Financial Participation for the Medicaid Coverage Expansion (MCE) Population.** There will be no limit to the FFP in expenditures for the provision of services to MCE populations.
80. **Due Process.** By May 1, 2011, the State must implement standards and procedures for hearings and appeals by LIHP applicants and recipients. These standards and procedures shall not go into effect until approved by CMS. The State's proposed standards and procedures shall be submitted to CMS for review by January 1, 2011.
- a. Scope. The State must describe the standards and procedures for hearings and appeals from the following determinations under the LIHP:
    - i. Denial, reduction or termination of eligibility;
    - ii. Denial of enrollment and denial of placement on a waiting list; or
    - iii. Denial, reduction or termination of specific benefits.
  - b. Standards and Procedures must include, but are not limited to:
    - i. Notices provided to individual applicant or recipient prior to an adverse action taking place, include content of the notice and timeframes the notice will be issued;
    - ii. Requirement to maintain and reinstate services in appropriate circumstances per 42 CFR 431.230 and 231.
    - iii. Hearing rights - To include, but not be limited to, right to a "de novo hearing," neutral arbiter, right to review case record, present evidence, and question or refute evidence (including to cross-examine witnesses)
    - iv. Hearing decision and informing the applicant or recipient of the decision.
  - c. Expedited Process. Any process the state may use to expedite hearings or appeals.
  - d. Recoupment. The procedure the State may employ to recoup payments made pending an appeal that upholds a denial or termination of eligibility or benefits.
  - e. Federal Financial Participation (FFP). Once the State's unique hearings and appeals standards and procedures go into effect, FFP will be available in administrative costs to the State for operating the hearings and appeals system, and for medical assistance costs

for benefits within the scope of the Demonstration to carry out the hearing decision. But no FFP will be available to the State for the administrative or medical assistance costs relating to judicial appeals challenging the adequacy of the hearing system (including remanded cases). Since the State will be exercising flexibility to deviate from the federal standards and procedures, the State will be at risk for defending its hearing and appeals system procedures and related substantive outcomes.

**B. Managed Care Delivery Systems for Seniors and People with Disabilities (SPD) Populations Affected by the Demonstration**

If the State chooses to use a managed care delivery system to provide benefits to the SPD population, any managed care delivery system which uses managed care organizations (MCOs), health-insuring organizations (HIOs), prepaid inpatient health plans (PIHPs), prepaid ambulatory health plans (PAHPs) or primary care case management systems (PCCMs) [collectively referred to as managed care entities) is subject to all applicable Medicaid laws and regulations, including but not limited to sections 1903(m), 1905(t), and 1932 of the Act and 42 CFR Part 438, except as expressly noted below and consistent with the Demonstration waiver and expenditure authorities. Each of these STCs is in addition to standards established under other provisions of the STCs for this Demonstration, and nothing in this section waives any provision of Part 438 of Title 42 to the Code of Federal Regulations (CFR) and Section 1903(m) of the Social Security Act. Requirements related to tribal members apply to this section. Timelines included for CMS review (and approval as noted) reflect dates identified to the “Critical Path for SPD Enrollment” (See Attachment A). These STCS apply to the counties indicated in Attachment O – County Listing for SPD Enrollment.

**81. Mandatory Enrollment of SPDs**

- a. Enrollment. The State may mandatorily enroll SPDs into Medi-Cal managed care programs to receive benefits in the counties specified in Attachment O. This does not include individuals who are eligible for full benefits in both the Medicare and Medicaid programs, or dual-eligible individuals, who are excluded from mandatory enrollment in a Medi-Cal managed care plan unless the same plan operates as a Medi-Cal and Medicare Advantage plan in the county that the dual eligible resides in. The mandatory enrollment of SPD individuals will apply to new or existing Medi-Cal in the counties specified in Attachment O when the plan or plans in the geographic area have been determined by the State to meet certain readiness and network requirements and require plans to ensure sufficient access, quality of care, and care coordination for beneficiaries established by the State, as required by 42 CFR 438 and approved by CMS. The State will provide updates through its regular meetings with CMS and submit regular documentation requested of its Readiness Review status.
  - i. SPDs residing in Sacramento county will not be mandatorily enrolled into the Sacramento County dental program. SPDs will have the option to voluntarily enroll into the dental program.

- b. Choice. For counties that do not operate a County Organized Health Systems (COHS), the State will ensure that at the time of initial enrollment and on an ongoing basis, the individuals have a minimum of 2 plans meeting all readiness requirements from which to choose. For counties that operate a COHS, the State need not ensure any choice of plans.
- c. Notice Requirement for a Change in Network. The State will provide notice to CMS as soon as it becomes aware of (or at least 90 days prior if possible) a potential change in the number of plans available for choice within an area, or any other changes impacting proposed network adequacy. The State may not mandatorily enroll the SPD population into any plan that does not meet network adequacy requirements as defined in 42 CFR 438.206.
- d. Enrollment and Contracting. The State will not begin mandatory enrollment of the SPD population into a managed care plan prior to obtaining contract approval from CMS. The State will utilize appropriate risk adjustment in the development of its capitation payments and will set forth expectations for plans to ensure sufficient access, quality of care, and care coordination for beneficiaries. By April 1 2011 or with at least 60 days notice, prior to their effective date the State will submit contracts to CMS for approval.
- e. Advisory Committee. The State will maintain for the duration of the Demonstration a managed care advisory group comprised of individuals and interested parties impacted by Medi-Cal managed care, regarding the impact, effective implementation, and quality of care provided to seniors and persons with disabilities. Membership on this group should be periodically updated to ensure adequate representation of newly mandatorily enrolled individuals. The Advisory Committee will meet at least quarterly during the Demonstration's implementation; and minutes related to the Advisory Committee's activity will be submitted to CMS with the State's quarterly report as per STC 23.
- f. The specific geographic areas where SPDs are mandatorily enrolled in managed care are detailed in Attachment O. SPDs will initially be voluntarily enrolled through an "opt-in" process in the 20 counties implementing the non-COHS delivery system model as part of the 2013 managed care expansion described in STC 52.g. and may not be mandatorily enrolled without CMS approval of an amendment to the demonstration's special terms and conditions.

## 82. SPD Benefit Package

- a. SPDs mandatorily enrolled in any managed care program within the State will receive from the managed care program the benefits as identified in Attachment N – Capitated Services List/Managed Care Benefit Package. The attachment must also indicate the services excluded from the benefit package; those services will be available outside of the managed care program. As noted in plan readiness and contract requirements, the State will assure that enrolled individuals shall have referral and access to State plan services

that are excluded from the managed care delivery system but available through a fee for service delivery system, and will also assure referral and coordination with services not included in the established benefit package.

- b. Any addition or subtraction in Medicaid program benefits not reflected in the state plan, such as home and community based services (HCBS), for any specific population added to the established benefit package will require an amendment to the Demonstration. The state may submit technical updates to Attachment N without submitting an amendment for benefit changes that are reflected in the state plan as a result of an approved state plan amendment.

### 83. Consumer Assistance

- a. Initial Outreach and Communication Strategy. By December 2010 the State shall develop, and CMS shall review, an outreach and education strategy to explain the changes to individuals to be impacted by mandatory enrollment. The strategy shall describe the State's planned approach for advising individuals regarding health care options utilizing an array of outreach techniques (including in person as needed) to meet the wide spectrum of needs identified within the specific population. The strategy will further articulate the State's efforts to ensure that the individuals have access to information and human assistance to understand the new system and their choices, their opportunities to select a health plan or particular providers and to achieve continuity and coordination of care. The strategy will include a timeline for implementation. All updates or modifications to the outreach and education strategy shall be submitted to CMS for review throughout the Demonstration.
- b. CMS Review of Enrollee Communication. The State will submit to CMS any written communication from the State to enrollees for review, before they are sent to beneficiaries. **Ongoing.**
- c. Ongoing Outreach and Communication Strategy. The State shall provide to CMS by March 1, 2011 the State's communication strategy that reiterates options and articulates the rights of individuals impacted by mandatory enrollment as required by 42 CFR 438. The State shall submit its strategy describing the State's methodology for advising individuals utilizing an array of outreach techniques to meet the wide spectrum of needs identified within the population. The strategy will further articulate the State's efforts to ensure that the individuals have access to human assistance to understand the new system and their choices, their opportunities to select a health plan or particular provider and to achieve continuity of care and care coordination. On an ongoing basis the State will assure that enrollees be notified of changes that will have a major impact on their benefits or access no less than 30 days prior to the change.
- d. Sensitivity Training. The State shall submit to CMS for review and approval, the State-proposed draft SPD Sensitivity Training curriculum, including anticipated target

audience, by **November 1, 2010**. Updates or modifications to the curriculum shall be submitted to CMS throughout the Demonstration.

- i. All appropriate plan and State staff shall be trained using the *SPD Sensitivity Training Curriculum* by **March 2011**.
- e. Informing/Education Materials. The State shall develop, and submit for CMS review informational and educational materials that meet the requirements of 42 CFR 438 by **November 1, 2010** to explain the changes in service delivery. Such materials must comport with 42 CFR 438., and be developed in collaboration with stakeholders. These materials must be sent to the CMS Regional Office for review in advance of mailings to beneficiaries. Information should include information on timeframes, enrollment choice options and types and availability of assistance.

The State shall submit to CMS all public communication tools (both State issued, or State-directed from plans) to be used to explain every facet of mandatory enrollment, plan choice, benefit packages, rights, safeguards and how to receive assistance with understanding the program and process. These would include directional memoranda to plans, online tools or other policy or guidance conveyance documents. Updates or modifications to the curriculum shall be submitted to CMS throughout the Demonstration.

- f. Offers of individual assistance should be prevalent in documentation developed by the State and the plans including information on how to obtain in-person individual assistance through various means in an effort to minimize default assignments (e.g., assistance through enrollment broker, availability of a toll-free number, etc.).
  - i. *CMS Review*. The State will submit to CMS all public communication tools (both State issued, or State-directed from plans) to be used to explain every facet of mandatory enrollment, plan choice, benefit packages, rights, safeguards and how to receive assistance with understanding the program and process. These would include directional memoranda to plans, online tools or other policy or guidance conveyance documents. Updates or modifications to the curriculum will be submitted to CMS throughout the Demonstration.
  - ii. *Communication Follow-up*. Offers of individual assistance should be prevalent in documentation developed by the State and the plans.
- g. Readability and Accessibility. All education materials, mail or electronic, should be available in languages, in formats, and at reading levels that will substantially meet the needs of the individuals impacted by the mandatory enrollment.
- h. Community Presentation. The State shall submit to CMS, for review, the State's proposed "Community Presentation" by **February 1, 2011** and complete all "Community Presentations" by **May, 2011**. Forums or locations for these Presentations will be determined in collaboration with stakeholder groups.

## 84. Transition into Mandatory Managed Care and Enrollment Strategies

- a. Approaches to Affirmative Choices. The State will implement mandatory managed care for all SPD populations affected by the Demonstration in:
    - i. Any non- County Organized Health System (COHS) participating county by assuring that at least 2 plans are meeting the readiness requirements by **June 1, 2011**.
    - ii. Any new non-COHS county cannot implement mandatory managed care for SPDs until the designated plan meets the same readiness requirements as described in paragraph 85
  - e. Beginning **June 1, 2011**, SPD individuals in each county will be enrolled on a rolling basis over a 12 month period based on the date of their birth. The State may propose for CMS review and approval a plan for the enrollment of individuals living in Los Angeles County on a basis other than enrollment by the date of birth.
  - f. Through the outreach, enrollment and education strategy the State will articulate and establish clear methods for affirmative choice for individuals (e.g., online, in person, in writing, verbal with signature confirmation, by proxy or surrogate decision-maker, etc.). By **January 1, 2011**, these methods will be available for review by CMS.
- b. Approaches to Default
    - i. For individuals who do not make an affirmative choice, and after repeated efforts (letter, followed by at least 2 phone calls) to encourage choice, the State will identify individual claims and data to make a default selection into a plan based on usual and known sources of care, including previous providers, and utilization history, including use of particular specialty providers data. Default enrollees will have the opportunity to see their existing providers for a period of 12 months after enrollment as described in paragraph 81.f. iii. The default shall not occur until education and outreach efforts are conducted (in person as needed) as noted above. The State must submit its default process rationale and design to CMS prior to initial enrollment. When an assignment cannot be made based on affirmative selection or utilization history, plan assessment shall be based on factors such as plan quality and safety net providers in a plan's network.
    - ii. By April 2011, the State will provide documentation and assurances for CMS review, that the infrastructure is in place at the State level, and across the plans, to effectively manage the default selection process prior to **June 1, 2011**.
    - iii. The State shall submit to CMS for review and approval the enrollment broker protocol and business rules for default process, and documentation requirements for failed affirmative selection leading to SPD default. Such protocol should, in circumstances where available data and utilization is insufficient to provide a clear, reasonable default selection, provide for pre-default assessment to determine individual needs. **November 1, 2010**.
    - iv. The State shall inform individuals of their opportunity to change plans at any time. **Ongoing**.

c. Efforts to Ensure Seamless Transitions

- i. The State will provide CMS with its methodology for providing plans with a maximum of available data on Medi-Cal service utilization and provider utilization for SPD enrollee. This includes Medi-Cal administered services that are administered through sister agencies and takes into account the use of electronic health records (EHR) and Health Information Exchange as a source of clinical data on SPD enrollees as it becomes available. The provision and/or exchange of such data shall be done in accordance with Federal and State privacy and security requirements.
- ii. **By April 2010**, the State shall provide documentation that information technology systems and infrastructure are in place and can effectively manage the data exchange expectations set forth in this section to support smooth transition on **June 1, 2011**.
- iii. The State shall provide data to plans to assist plans in identifying enrollees with complex, multiple, chronic or extensive health care needs or high risk enrollees upon assignment or enrollment.
- iv. The State will work with CMS to establish a mechanism within its Money Follows the Person (MFP) Demonstration, "California Community Transitions," to increase opportunities for eligible individuals to access HCBS upon discharge from hospitals and nursing facilities as an alternative to institutional services.

**85. Plan Readiness and Contracts**

a. Plan Readiness – Initial and Ongoing

- i. The State shall consult with CMS to determine the final procedures for establishing and monitoring initial and ongoing network adequacy to serve the mandatorily enrolled SPDs that ensures compliance with 42 CFR 438 and the Knox Keene Act. The final methodology will be developed in consultation with CMS and will include such items as specialist to beneficiary ratios based on data from the COHS, geo-mapping of FFS providers versus network providers, minimum standards regarding access to specialty providers and their capacity to serve individuals, physical and programmatic accessibility of the plan (including completion of facility site reviews before readiness) or other strategies to ensure adequate network resources to meet the needs of the individuals to be served. **December 1, 2010**.
- ii. The State will provide support to CMS in its review and determination of appropriateness of all contract amendments including the provision of documentation. **Ongoing**.
- iii. The State will complete network certifications for each county. Each county network certification will be done across the geographic area covered by the county. **March 1, 2011**.

- iv. The State will submit any updates to the network adequacy procedures upon changes. **Ongoing.**
- b. At any time, CMS may require mandatory enrollment freezes based upon review of State reports if it is evident that network adequacy targets are unmet. At any time, CMS reserves the right to withhold approval of contracts/contract amendments and/or Federal financial participation (FFP) if CMS determines that network adequacy is not met. Any available statutory or regulatory appeal procedures will apply. **Ongoing.**
- c. The State will submit to CMS for review and approval a list of deliverables/submissions for readiness that is being requested from plans (presently and on regular intervals), and a description of State approach to analysis and verification. **November 1, 2010.**
- d. The State shall submit to CMS its plan for ongoing monitoring of plans. Beginning in year one of mandatory enrollment, monitoring must occur quarterly, with assessment and reports on network adequacy submitted to CMS no later than 60 days after the close of each calendar quarter until the quarter ending **December 31, 2013.**
- e. By April 1, 2011 the State will submit to CMS for review the State's contingency plan for addressing insufficient network issues.
- f. Items Necessary for plan readiness:
  - i. *Care Coordination.* The State shall submit to CMS their procedures for ensuring that each plan has sufficient resources available to provide the full range of care coordination for individuals with disabilities, multiple and chronic conditions, and individuals who are aging. Care coordination capacity should reflect demonstrated knowledge and capacity to address the unique needs (medical, support and communication) of individuals in the SPD population and include capacity to provide linkages to other necessary supports outside of each plan's benefit package (e.g., mental health and behavioral health services above and beyond the benefits covered within the plan, personal care, housing, home delivered meals, energy assistance programs, services for individuals with intellectual and developmental disabilities and other supports necessary). The needs may be identified through the risk assessment process. Care shall be coordinated across all settings including services outside the provider network. **March 1, 2011.**
  - ii. *Standardized Assessments.* The State shall provide detailed information regarding the process to conduct health risk assessments for individuals at risk based on FFS data. **April 1, 2011.**

The State shall direct the plans to engage in a preliminary assessment/screen of needs of enrolled individuals within 44 days of enrollment. **Ongoing.**



The State shall ensure minimum assessment/screen components to be included in any assessment/screen administered by the plans to enable comparability and standardization of elements considered and included in all plan assessments.

**Ongoing.**

- iii. *Care Continuity.* Initial and Ongoing - The State shall ensure that the plans have mechanisms to provide continuity of care to SPD enrolled individuals in order to furnish seamless care with existing providers for a period of 12 months after enrollment-and established procedures to bring providers into network.

The State shall submit to CMS the policies and procedures that will establish and maintain a statewide, standardized exception process for an extended period of care continuity for individuals with significant, complex or chronic medical conditions.

**May 1, 2011.**

- iv. *Person-Centered Planning and Service Design.* The State ensures that all contracts will include an assurance that the plans will have protocols in place to require person-centered planning and treatment approaches for each enrollee by the end of the first year of the Demonstration. While definitions and models of person-centered planning vary, the protocols shall, at a minimum, address the following: 1) How the plan will identify each enrollee's preferences, choices and abilities and the strategies to address those preferences, choices and abilities; 2) How the plan will allow the enrollee to participate fully in any treatment or service planning discussion or meeting, including the opportunity to involve family, friends and professionals of the enrollee's choosing; 3) How the plan will ensure that the enrollee has informed choices about treatment and service decisions; and 4) How the planning process will be collaborative, recurring and involve an ongoing commitment to the enrollee.
- v. *Specialty Healthcare Sufficient Provider Pool.* The State shall ensure that each plan has a sufficient supply and continuum of providers to meet the unique needs of the population to be served as required by 42 CFR 438.206-207, the Knox Keene Act and other applicable state law and regulation. Such adequacy analysis can be based upon COHS plans data.
- vi. *Geographic Accessibility.* The State shall ensure that each plan has an accessible network (including specialty providers) with reasonable geographic proximity to the individuals enrolled as required by State statute and regulations, including the Knox Keene Act, taking into account the location of FFS providers, means of transportation ordinarily used by SPD enrollees, and taking into consideration community standards as necessary, including time and distance standards.
- vii. *Physical Accessibility.* The State will ensure, using the facility site review tool, that each plan has physically accessible accommodations or contingency plans to meet the array of needs of all individuals who require accessible offices, examination or diagnostic equipment and other accommodations as a result of their disability or

condition, and that they are advised of their obligations under the Americans with Disabilities Act and other applicable Federal statutes and rules regarding accessibility.

- viii. *Interpreter Services - Information Technology.* The State will ensure that each plan offers interpreter services for individuals who require assistance communicating, as a result of language barriers, disability, or condition. The State will ensure that each plan has capacity to utilize information technology including teleconferences and electronic options to ensure that delays in arranging services do not impede or delay an individual's timely access to care.
- ix. *Transportation – Specialized.* The State will ensure that each plan has non-emergency medical transportation available in sufficient supply and accessibility so that individuals have easily accessible and timely access for scheduled and unscheduled medical care appointments.
- x. *Fiscal Solvency (SPD-specific considerations).* The State shall ensure a plan's solvency prior to implementing mandatory enrollment and shall continue to monitor on a quarterly basis.
- xi. The State shall continue to ensure that all capitation rates developed for the Medicaid managed care program are actuarially sound and adequate to meet population needs pursuant to 42 CFR 438.6 (c).
- xii. *Transparency.* The State shall require that plan methods for clinical and administrative decision-making are publicly available in a variety of formats, as well as elements of contractual agreements with the State related to benefits, assessments, participant safeguards, medical management requirements, and other non-proprietary information related to the provision of services and supports to SPDs.  
  
The State shall require that each plan utilize its community advisory committee, and that the plans engage in regular meetings with its stakeholder advisory committees.
- xiii. *Timing.* The State will ensure that plans are able to serve individuals, including specialty providers, within reasonable and specified timeframes for appointments, including expanded appointment times as needed to meet the individuals' particular needs.
- xiv. *Access to non-network specialty providers.* The State shall ensure that plans provide enrolled members timely access to non-network specialty providers as required by 42 CFR 438, State statute and regulations and the Knox Keene Act.

Submit final plan readiness specifications to CMS for Review and Approval beginning in November, 2010.

- 86. Contract Requirements.** Each of the elements noted in 85 above as essential to determine plan readiness will be included in the State's contracts with each of the plans in a manner that ensures consistency of services, operations, participant rights and safeguards, quality and access to services. In addition to these elements, the State will ensure that each plan contract contains:
- a. Transition Services and Care Coordination requirements to address discharge planning and transition requirements to ensure that:
    - i. Discharge planning occurs with individuals, or their representatives, as applicable, starting from the time individuals are admitted to a hospital or institution; and
    - ii. Appropriate care, services and supports are in place in the community before individuals leave the hospital or institution. The State will encourage statewide use of a uniform discharge planning checklist (see Attachment B).
  - b. Linkage expectations for linking beneficiaries to providers, for the purposes of assigning members to providers and for ongoing care coordination and/or disease management, using claims data and/or other available data sources, such as electronic health records (EHRs) and Health Information Exchange (HIE) as a source of clinical data on SPD enrollees. The provision and/or exchange of such data shall be done in accordance with Federal and State privacy and security requirements (including mechanisms for regular monitoring).
  - c. Expectations regarding plan obligation to link individuals to services outside of plan benefit packages.
  - d. Requirements for Person-Centered Planning/Consultation, including uniform approach to be used by all plans as required in Plan Readiness Section.
  - e. Each plan shall be required to submit service encounter data, for individuals enrolled, as determined by the State and as required by 42 CFR 438 and 1903 of the Act as amended by the Affordable Care Act. The State will develop specific data requirements and require contractual provisions to impose financial penalties if accurate data are not submitted in a timely fashion by January 2012.
  - f. The State must ensure that the notices to beneficiaries are standardized and meet all Federal and State legal requirements.
  - g. The State must ensure that a uniform Grievance System is in place and monitored by the State for enrolled individuals in each plan that includes a grievance process, an appeal process and access to the State's Fair hearing process as defined in the Medicaid statutory and regulatory requirements per 42 CFR 438 subpart F. This includes, but is not limited to the following:
    - i. Protocols for receiving, tracking and resolving grievances (complaints)
    - ii. Protocols for what to include in a Notice of Action when a service request is denied or reduced
    - iii. Protocols for receiving tracking and responding to Member Appeals including Notice of Decision including State Fair Hearing Request instructions
  - h. Grievance and appeal procedures must comply with Medicaid statutory and regulatory requirements per 42 CFR 438.400-424, Medi-Cal statutory and regulatory requirements and the Knox-Keene Act as applicable.
  - i. SPDs will be substantially involved in plan advisory groups and committees.
  - j. Provisions outlining when out-of-network care be provided.

- k. Comprehensive health assessments for SPDs.
- l. Coordination of carved out services based on FFS data.

Submit draft contract modification language for existing plans and newly contracting plans to CMS. November 1, 2010.

87. **Information Technology.** The State will submit to a plan to CMS to ensure that the State has information technology available and operational that can meet all requirements set forth in these SPD STCs. April 1, 2011.

88. **Health Home Service Delivery Model.** The State will ensure that any health home delivery model developed through the Demonstration will comport with Section 1945 of the Social Security Act (the Act), and any applicable Federal future regulation or guidance on its implementation.

Enhanced FMAP for health home services will only be available through the Demonstration, including for the Low Income Health Program, if the program design meets all applicable requirements of Section 1945 of the Act.

The State will assure a mechanism for tracking appropriate health home services to receive the enhanced FMAP.

The State will submit detailed information on health home program design in a manner specified by CMS for approval prior to the State's implementation of the design.

#### 89. **Participant Rights and Safeguards**

- a. **Information** - All information provided to enrollees, inclusive of and in addition to educational materials, enrollment and disenrollment materials, benefit changes and explanations and other communication, will fully comport with 42 CFR 438.10, and be accessible and understandable to individuals enrolled or potentially enrolled in the Demonstration.
- b. **Disenrollment** - Individuals should be informed of opportunities no less than annually for disenrollment and ongoing plan choice opportunities regularly in a manner consistent with 42 CFR 438 and other requirements set forth in the Demonstration terms and conditions.

90. **Quality Oversight and Monitoring.** In addition to all quality requirements set forth in 42 CFR 438, the State will ensure the following:

- a. **Encounter Data** - The State shall require each plan to submit comprehensive encounter data at least monthly, on all service utilization by seniors and persons with disabilities, in a manner that enables the State to assess performance by plan, by county, and Statewide, and in a manner that permits aggregation of data to assess trends and to facilitate targeted

and broad based quality improvement activities. The State shall ensure sufficient mechanisms and infrastructure in place for the collection, reporting, and analysis of encounter data provided by the plans. The State shall have a process in place to monitor that encounter data on SPDs from each plan is timely, complete, and accurate, and take appropriate action to identify and correct deficiencies identified in the collection of encounter data. The State will develop specific data requirements and require contractual provisions to impose financial penalties if accurate data are not submitted in a timely fashion by January 2012. The State will provide summaries of this data in its regular meetings with CMS regarding the implementation of the Demonstration. Such data will be submitted as required in Section 1903 of the Social Security Act as amended by the Affordable Care Act.

- b. **Measurement Activities** - The State will collect data and information on the following measures to ensure ongoing monitoring of individual wellbeing and plan performance. The State will use this information in ongoing monitoring and quality improvement efforts, in addition to quality reporting efforts.

The State will submit a plan for developing and implementing additional HEDIS and QIP measures specific to the SPD population (as opposed to the general HEDIS and QIP measures). The plan must be submitted to CMS for approval and must include the timelines for developing and implementing such measures). **April 1, 2011**

- c. In addition to HEDIS and Existing CAHPS tools currently utilized, the State will consider the use of OASIS measures or other measures. The State shall also require the mandatory utilization of measures related to:
- i. Avoidable Hospitalizations
  - ii. Hospital Readmissions
  - iii. Emergency Room Utilization
  - iv. Outcome measures related to person-centered care planning and delivery

Initial performance measurement requirement changes relevant to the new mandatory SPDs will be added to the State's existing requirements to be effective in January 2012 and further changes will be made annually in subsequent years. The State will continue to collect and report performance measurement results for all managed care plan members and begin reporting statistically significant stratified results for mandatory SPDs once these members have had one year of continuous enrollment in managed care.

- d. **Stratification and Analysis by County and Plan** - For all data collected from MCOs, and COHS the State will be able to stratify information by population, plan, and county. The State must also ensure that the data is collected in a manner that enables aggregation and reporting to ensure comprehensive plan oversight by the State of the counties and the plans.

91. **Notice of Change in Implementation Timeline.** The State must notify CMS of any potential changes in the implementation and deliverables timelines as specified above and in the “Critical Path” document below
92. **Withholding Approval.** At any time, CMS reserves the right to withhold approval of contracts/contract amendments and/or Federal financial participation (FFP) if CMS determines that implementation timelines are not being met. Any available statutory or regulatory appeal procedures will apply.
93. **Applicability to Existing COHS Plans.** The State will ensure that COHS Plans formerly operating under 1915(b) authority prior to approval of this Demonstration or those COHS plans expanding in 2011 (Ventura, Marin and Mendocino counties) will meet the requirements in these STCs within a 2-year period after approval of this Demonstration or provide to CMS its methodology for ensuring that the beneficiary protections, assessment, monitoring, and reporting requirements in this Section are being met by the State and contracted health plans.
94. **Applicability to Future COHS Expansions.** The State will ensure that the 2013 managed care COHS expansion and any new COHS expansions that are implemented subsequent to this Demonstration with the exception of those COHS plans (Ventura, Marin and Mendocino counties) will meet the terms in this Section (B), or provide to CMS its methodology for ensuring that the beneficiary protections, assessment, monitoring, and reporting requirements in this Section are being met by the State and contracted health plans.

**C. Community-Based Adult Services (CBAS) and Enhanced Case Management (ECM) for Medi-Cal State Plan Populations**

95. **Community-Based Adult Services (CBAS) Eligibility and Enrollment.** “Community Based Adult Services” is an outpatient, facility-based program that delivers skilled nursing care, social services, therapies, personal care, family/caregiver training and support, nutrition services, and transportation to certain State Plan beneficiaries.
- a. **CBAS Program** must be operational for the period from April 1, 2012, through August 31, 2014 for CBAS Beneficiaries who :
- i. Are those persons who are age 18 years and older;
  - ii. Derive their Medicaid eligibility from the State Plan and are either aged, blind, or disabled; including those who are recipients of Medicare.
- b. **CBAS Program Enrollment Criteria.** The CBAS benefit will be available to all CBAS beneficiaries who qualify based on the medical criteria in (i) through (vi) and comply with the requirement in (vii) to enroll in managed care for CBAS services:
- i. Meet medical necessity criteria as established by the State; and
  - ii. Meet “Nursing Facility Level of Care A” (NF-A) criteria as set forth in the California Code of Regulations, or above NF-A Level of Care; or

- iii. Have a moderate to severe cognitive disorder such as Dementia, including Dementia characterized by the descriptors of, or equivalent to, Stages 5, 6, or 7 of the Alzheimer's Type; or
  - iv. Have a mild cognitive disorder such as Dementia, including Dementia of the Alzheimer's Type, AND needs assistance or supervision with two of the following: bathing, dressing, self-feeding, toileting, ambulation, transferring, medication management, or hygiene, or;
  - v. Have a developmental disability. "Developmental disability" means a disability which originates before the individual attains age 18, continues, or can be expected to continue, indefinitely, and constitutes a substantial disability for that individual as defined in the California Code of Regulations, or;
  - vi. Have a chronic mental disorder or acquired, organic, or traumatic brain injury. "Chronic mental disorder" means the enrollee shall have one or more of the following diagnoses or its successor diagnoses included in the most recent version of the Diagnostic and Statistical Manual of Mental Disorders published by the American Psychiatric Association: (a) Pervasive Developmental Disorders, (b) Attention Deficit and Disruptive Behavior Disorders, (c) Feeding and Eating Disorder of Infancy, Childhood, or Adolescence, (d) Elimination Disorders, (f) Schizophrenia and Other Psychiatric Disorders, (g) Mood Disorders, (h) Anxiety Disorders, (i) Somatoform Disorders, (j) Factitious Disorders, (k), Dissociative Disorders, (l) Paraphilias, (m) Gender Identity Disorders, (n) Eating Disorders, (o) Impulse Control Disorders Not Elsewhere Classified (p) Adjustment Disorders, (q) Personality Disorders, or (r) Medication-Induced Movement Disorders. In addition to the presence of a chronic mental disorder or acquired, organic, or traumatic brain injury, the enrollee shall need assistance or supervision with either:
    - 1. Two of the following: bathing, dressing, self-feeding, toileting, ambulation, transferring, medication management, or hygiene; or
    - 2. One need from the above list and one of the following: money management; accessing community and health resources; meal preparation, or transportation.
  - vii. *Enrollment for Non-CBAS services.* No sooner than July 1, 2012, if the CBAS beneficiary is eligible to enroll in a managed health care plan in the counties specified in Attachment O, the CBAS beneficiary must be enrolled in the managed care plan to receive the CBAS benefit. This requirement does not apply to otherwise eligible CBAS beneficiaries residing in a county that is not listed in Attachment O or who are exempted from or ineligible for enrollment in a managed care plan.
- c. CBAS Patient Protections.
- i. *No Disruptions in Care.* State Plan Beneficiaries who previously received Adult Day Health Care Services between July 1, 2011 and February 29, 2012 must have a face to face assessment to determine CBAS enrollment qualification, but there will be no disruption in care until the face to face assessment has been conducted.
  - ii. *Second Level Review.* State Plan Beneficiaries who previously received Adult Day Care Services between July 1, 2011, and February 29, 2012 and have been

determined not to meet the level of care for CBAS by the Department or a managed health care organization may request a second level review. The second level review may be requested by the beneficiary, their family or guardian. An individual must continue to receive CBAS services if the individual was receiving CBAS prior to being determined ineligible for CBAS until the second level review has been completed. The second level of review must not be conducted by the same individual that conducted the initial face to face review. Individuals determined not eligible must have a Discharge Plan of Care completed and provided in writing to the individual, family member or guardian. Individuals determined ineligible for CBAS through a second level review shall retain the right to all Medicaid due process provisions including aid pending the outcome of a hearing or appeal.

On a yearly basis in the report required by paragraph 99, the State must report the number of second level of reviews requested, including but not limited to the number of second level of reviews which resulted in a reversal of the initial decision. If the data reveal that there are issues with the second level of reviews, CMS reserves the right to require that the second level of review be completed by an entity/agency independent of the initial assessment reviewer.

- iii. *Continuity of Care.* In referring a beneficiary for CBAS services under paragraph 95(d)(iii) to a CBAS Center, consideration will be given to the CBAS beneficiary's relationship with previous providers of similar services
- iv. *Discharge Plan of Care.* State Plan and CBAS beneficiaries determined not in need of CBAS services will be provided a written Discharge Plan of care to be completed by a CBAS center. The Discharge Plan of care must contain:
  - 1. The name(s) of the patient's physician(s) and the patient's ID number.
  - 2. The date the Notice was issued.
  - 3. The date the CBAS services are to end.
  - 4. Specific information about the patient's current medical condition, treatments and medication regime.
  - 5. A statement about Enhanced Case Management Services and how they will be provided to those eligible State plan beneficiaries
  - 6. A statement of the right to file a Grievance or Appeal, or to request a second level review.
  - 7. A space for the beneficiary or representative to sign and date the document.
- v. *Grievances and Appeals.* Individuals who receive a notice of adverse action are entitled to file a Grievance or Appeal as they are entitled under State and Federal law.
- vi. The State must submit to CMS for review the notices of adverse action that will be sent to CBAS beneficiaries outlining their new services and due process rights, before they are sent to the beneficiaries.

d. CBAS Assessment. Assessment for the CBAS benefit will be performed as follows:



- i. The initial assessment for the CBAS benefit will be performed through a face-to face review by a registered nurse with level of care experience, using a standardized tool and protocol approved by the State Medicaid Agency. The assessment may be conducted by the State Medicaid Agency or its contractor(s), including a CBAS beneficiaries' Managed Care Plan.
- ii. CBAS beneficiaries' eligibility must be re-determined at least every six months, or whenever a change in circumstances occurs that may require a change in the individual's CBAS benefit.
- iii. CBAS will be provided:
  - a. To CBAS beneficiaries who have been referred for an assessment, are assessed, and are determined to meet the eligibility criteria in STC 95;
  - b. State Plan Beneficiaries who previously received Adult Day Health Care (ADHC) services between July 1, 2011, and February 29, 2012, and are assessed and determined to meet the eligibility criteria in STC 95;
  - c. State Plan Beneficiaries who previously received ADHC services between July 1, 2011, and February 29, 2012, and who have not yet been assessed by the State Medicaid Agency for eligibility for CBAS; or
  - d. State Plan Beneficiaries who previously received ADHC services between July 1, 2011, and February 29, 2012 and who have been determined to be ineligible for CBAS, but for whom a care plan has not been developed and/or acted upon.
- e. CBAS Individual Plan of Care (IPC). "Individualized Plan of Care" is a written plan designed to provide the CBAS beneficiary with appropriate treatment in accordance with the assessed needs of the individual. The IPC is prepared by the CBAS Center's multidisciplinary team and will include an element of Person-Centered Planning, which is a highly individualized and ongoing process to develop individualized care plans that focus on a person's abilities and preferences. Person-Centered Planning includes consideration of the current and unique bio-psycho-social and medical needs and history of the individual, as well as the person's functional level, support systems, and continuum of care needs. The IPC will include:
  - i. Medical diagnoses.
  - ii. Prescribed medications.
  - iii. Scheduled days at the CBAS center.
  - iv. Specific type, number of service units, and frequency of individual services to be rendered on a monthly basis.
  - v. Elements of the services which need to be linked to individual objectives, therapeutic goals, and duration of service(s).
  - vi. An individualized activity plan designed to meet the needs of the enrollee for social and therapeutic recreational activities.
  - vii. Participation in specific group activities.
  - viii. Transportation needs, including special transportation.
  - ix. Special diet requirements, dietary counseling and education, if needed.
  - x. A plan for any other necessary services that the CBAS center will coordinate.

- xi. IPCs will be reviewed and updated on no less than every six months by the CBAS staff, the enrollee and his/her support team. Such review must include a review of progress, goals, and objectives, and the IPC itself.
- f. Basic CBAS Benefits. The following services will be provided to all eligible CBAS beneficiaries:
- i. Nutrition service – one balanced, safe, and appetizing meal that meets the nutritional needs of the individual including beverage and/or other hydration. Special meals will be provided by the CBAS Center when required by the enrollee’s physician.
  - ii. Professional nursing care, including RN and LVN services. Professional nursing will be organized, appropriately staffed, and equipped to provide skilled nursing care to CBAS Beneficiaries receiving CBAS services.
  - iii. Therapeutic activities aimed at enhancement of the social, physical, or cognitive functioning of the CBAS Beneficiary.
  - iv. Facilitated participation in group or individual activities for CBAS Beneficiaries whose physical frailty or cognitive function precludes them from independent participation in activities.
  - v. Social services provided by a social worker to facilitate and assist the CBAS Beneficiary and his/her family and/or caregivers in providing necessary home care and to cope with issues related to aging and disability.
  - vi. Personal care services provided primarily by program aides to assist the CBAS Beneficiary with Activities of Daily Living (ADL) and Instrumental Activities of Daily Living (IADL).
- g. Additional CBAS Benefits. The following additional benefits will be provided to all eligible CBAS beneficiaries when specified on the person’s IPC:
- i. Physical therapy provided by a licensed, certified, or recognized physical therapist within his/her scope of practice.
  - ii. Occupational therapy provided by a licensed, certified, or recognized occupational therapist within his/her scope of practice.
  - iii. Speech therapy provided by a licensed, certified, or recognized speech therapist within his/her scope of practice.
  - iv. Behavioral health services for treatment or stabilization of a diagnosed mental disorder provided by licensed, certified, or recognized mental health specialist under scope of practice statutes. Individuals experiencing symptoms that are particularly severe or whose symptoms result in marked impairment in social functioning will be referred by CBAS staff to County Mental Health programs, or psychiatrists or psychologists, other mental health specialists, or emergency mental health services.
  - v. Registered dietician services provided by a registered dietician for the purpose of assisting the CBAS Beneficiary and/or family caregivers in assuring proper nutrition and good nutritional habits in the CBAS center and in the recipient’s home.
  - vi. Transportation to and from the CBAS Beneficiary’s place of residence and the CBAS center through its transportation, or via a transportation service in vehicles accessible to the CBAS Beneficiary that are properly licensed and maintained pursuant to

applicable laws. Drivers will be appropriately licensed and maintain a good driving record which will be verified by the CBAS administrative staff at least annually.

- h. Delivery System. CBAS will be provided on a fee-for-service basis from April 1, 2012 through at least June 30, 2012. No sooner than July 1, 2012, CBAS services will be provided as follows:
- i. Counties that have implemented managed care: CBAS will only be available to eligible individuals enrolled in managed care for non-CBAS care, and CBAS will be furnished through the same managed care entity, except as set forth in (iii) below.
  - ii. Counties that have not yet implemented managed care: CBAS will be provided, bundled (through CBAS centers) and unbundled (i.e., component parts of CBAS center services delivered outside of centers – made available per (v) below), as a fee-for-service benefit to all eligible CBAS Beneficiaries.
  - iii. Individuals who qualify for CBAS but do not qualify for managed care, or who have been exempted from, managed care based on a Medical Exemption Request: CBAS will be provided as a fee-for-service benefit.
  - iv. Nothing in this section exempts the State from managed care requirements of 42 CFR 438.
  - v. If there is insufficient CBAS Center capacity to satisfy demand in counties with ADHC centers as of December 1, 2011, the State Medicaid Agency must assure that CBAS beneficiaries have access to the unbundled CBAS services as needed and subject to the following general procedures:
    1. Managed care beneficiaries: For managed care beneficiaries, if the MCO assessed a beneficiary and determines that he or she is eligible for CBAS services and the MCO/CBAS Center determines that there is insufficient CBAS center capacity in the area, the MCO would authorize unbundled services and facilitate utilization through care coordination.
    2. Fee-for-Service beneficiaries: For FFS beneficiaries who are CBAS eligible but who do not have access to a CBAS center, the following procedures will apply:
      - DHCS will identify the type, scope and duration of the CBAS services the beneficiary needs.
      - DHCS will arrange for
        - needed nursing services,
        - referral to In-Home Supportive Services for additionally needed personal care services (or authorization of waiver personal care services needed in excess of the IHSS cap).
      - If the beneficiary needs therapeutic services, DHCS will internally coordinate with the Medi-Cal Field Office having jurisdiction for the authorization of these services.
      - If the beneficiary needs mental health services, DHCS will refer the beneficiary to the local mental health services program.

- vi. The State must ensure that plans have mechanisms to provide care coordination, person centered planning continuity of care, out of network care, etc to newly enrolled managed care beneficiaries as described in STC 85.f.
  - vii. The State must submit to CMS for review the informing notices that will be sent to CBAS beneficiaries outlining their new services and due process rights, before they are sent to the beneficiaries.
- i. CBAS Provider Specifications.
- i. CBAS Center staff includes licensed and registered nurses; licensed physical, occupational, and speech therapists; behavioral health specialists; registered dietitians; social workers; and a variety of non-professional staff that assist in the provision of services such as program aides and transportation drivers.
  - ii. Professional staff must be licensed, registered, certified, or recognized under California State scope of practice statutes. Professional staff will provide services within their individual scope of practice and receive supervision required under scope of practice laws.
  - iii. Non-professional staff will receive appropriate on-site orientation and training prior to performing assigned duties. Non-professional staff will be supervised by CBAS center professional and/or administrative staff.
  - iv. Professional and non-professional staff are required to have appropriate experience and training at the time of hiring.
  - v. Any changes in the CBAS Providers Standards of Participation must be submitted to CMS. The STCs are the terms of the CBAS amendment, not the Settlement Agreement or Standards of Participation.
- j. CBAS Center Provider Oversight and Monitoring. Within 90 days of the effective date of these STCs, the State must submit a plan for CMS approval for oversight and monitoring of CBAS providers to ensure compliance and corrective action with provider standards, access and delivery of quality care and services. The plan must detail a process whereby the State will notify CMS about the number of CBAS providers determined eligible and ineligible for participation under the Demonstration. Reporting of activity associated with the plan must be consistent with paragraph 23 on Quarterly reporting.
- i. No later than April 16, 2012, the State will submit to CMS the total number of CBAS-eligible beneficiaries, the number of enrollees in each center, the capacity of each center, and the number of enrollees in each plan as of April 1, 2012. CMS requires the State to report and review these metrics quarterly and upon a negative change from quarter to quarter of more than 5%, the State must provide a probable cause for the negative change as well as a corrective action plans that addresses such variances.
  - ii. No later than April 16, 2012, the State will submit to CMS the geographic demarcation of CBAS centers and the radii (i.e., zip codes, counties, cities) within which beneficiaries will be eligible to receive CBAS services.
  - iii. No later than May 1, 2012, and quarterly thereafter, the State will identify provider capacity for providing unbundled services, if needed, within the geographic demonstrations identified in section ii above.

- k. CBAS FFS Access Monitoring. The State must monitor the availability of sufficient access to CBAS services that continue to be delivered on a fee-for-service basis (in geographic areas (i.e., counties) where ADHC centers existed on December 1, 2011) using the "A Plan to Monitor Healthcare Access for Medi-Cal Beneficiaries", as approved by CMS. The plan is available at: <http://www.dhcs.ca.gov/Documents/Rate%20Reductions/CA%20-%20Developing%20a%20Healthcare%20Access%20Monitoring%20System%20092811.pdf> (Department of Health Care Services, September 2011).
- l. CBAS Managed Care Access Monitoring.
- i. The State Medicaid Agency will assure sufficient CBAS access/capacity, through the mechanism listed below, in every county except: Del Norte, Siskiyou, Modoc, Trinity, Lassen, Mendocino, Tehama, Plumas, Glenn, Lake, Colusa, Sutter, Yuba, Nevada, Sierra, Placer, El Dorado, Amador, Alpine, San Joaquin, Calaveras, Tuolumne, Mariposa, Mono, Madera, Inyo, Tulare, Kings, San Benito, and San Luis Obispo.
    1. Review the total number of individuals receiving an assessment for CBAS services vs. the total number of individuals obtaining CBAS services or unbundled services. Breakout the number of people receiving bundled vs. unbundled CBAS services. CMS requires the State to report and review these metrics quarterly and upon a negative change from quarter to quarter of more than 5%, the State must provide a probable cause for the negative change as well as a corrective action plans that addresses such variances.
    2. Review of overall utilization of CBAS or unbundled services. CMS requires the State to report and review these metrics quarterly and upon a negative change from quarter to quarter of more than 5%, the State must provide a probable cause for the negative change as well as a corrective action plans that addresses such variances.
    3. Review of MCO grievance and appeals by CBAS enrollees for areas including but not limited to: appeals related to requesting services and not able to receive services or receiving more limited services than requested, excessive drive/ride times to access CBAS services, grievances around the CBAS providers, grievances around MCO staff in assessment, any reports pertaining to health and welfare of individuals utilizing CBAS services, and any reports pertaining to requesting a particular CBAS provider and unable to access that provider. CMS requires the State to report and review these metrics quarterly and upon a negative change from quarter to quarter of more than 5%, the State must provide a probable cause for the negative change as well as a corrective action plans that addresses such variances.
    4. A review of any other beneficiary or provider call center/line for complaints surrounding the provision of CBAS benefits through the

MCOs. CMS requires the State to report and review these metrics quarterly and upon a negative change from quarter to quarter of more than 5%, the State must provide a probable cause for the negative change as well as a corrective action plans that addresses such variances.

5. Review the CBAS provider capacity vs. the total number of beneficiaries seen for bundled and unbundled CBAS services. CMS requires the State to report and review these metrics quarterly and upon a negative change from quarter to quarter of more than 5%, the State must provide a probable cause for the negative change as well as a corrective action plans that addresses such variances.
    - ii. Evidence of sufficient access monitoring and corrective action plans must be provided to the regional office in conjunction with the submission of MCO contracts at least annually and at any other time a significant impact to the MCO's operations are administered.
    - iii. If it is found that the State did not meet the monitoring mechanisms listed above, CMS reserves the right to withhold a portion or all of FFP related to CBAS services until which time the State provides adequate documentation assuring sufficient access.
- m. CBAS Provider Reimbursement. Payment for CBAS will be as follows:
- i. CBAS will be treated as a carved out service from current managed care contracts and rates. The State Medicaid Agency will be responsible for payment of the CBAS service claims directly to CBAS providers on a fee-for-service basis until the CBAS program is transitioned to a managed care system.
  - ii. Under the fee-for-service payment system, CBAS providers will be reimbursed for providing the CBAS benefit at least at the rate described below, minus ten percent, except in exempted Medical Service Study Areas (MSSA)<sup>2</sup>, which will receive the rates below.
    - a) Comprehensive multidisciplinary evaluation - \$80.08 per evaluation.
    - b) Community-Based Adult Services, adult - \$76.27 per day.
    - c) Screening to determine the appropriateness of consideration of an individual for participation in a specified program, project or treatment protocol, per encounter - \$64.83 per encounter.
  - iii. The State must develop an actuarially sound capitation rate for CBAS, but not implement the rate before July 1, 2012. That rate will include both service costs and administrative and reporting costs, and will be paid to existing managed care entities for a standard package of CBAS services furnished to CBAS enrollees who are also enrolled with the managed care entities for non-CBAS services.

---

<sup>2</sup> "Medical Service Study Areas (MSSA) are the defined geographic analysis unit for the Office of Statewide Health Planning and Development (OSHPD) and are reproduced on the decadal census. The boundaries are approved by the Health Manpower Policy Commission and the U.S. Department of Health and Human Services, Health Resources Service and Administration (HRSA) formally recognizes California MSSAs as the Rational Service Area (RSA) for medical service for California. They are composed of one or more complete U.S. Census Bureau census tracts."

- iv. Non-State plan services offered through the demonstration as unbundled services per (h)(v) are paid at a fee-for service rate basis as established by DHCS.
- v. Reimbursement methodologies are detailed as follows:

<b>Unbundled CBAS Core Services</b>	<b>Reimbursement Methodology</b>
Professional Nursing Services*	Consistent with 1915(c) waiver rate (RN and LVN) (\$10.14/15 min and \$7.35/15 min)* Qualifications: <u>RN</u> : Licensed in the state of CA as an RN to practice pursuant to CA regulations regarding scope of practice. Must be enrolled in the Medi-Cal program as a waiver provider. <u>LVN</u> : Licensed in the state of CA as an LVN to practice pursuant to CA regulations regarding scope of practice. Must be enrolled in the Medi-Cal program as a waiver provider.
Personal Care Services*	Consistent with 1915(c) waiver rate (\$3.62/15 min)* Qualifications: Must meet 1915(c) waiver qualifications as a personal care provider. Must be enrolled in the Medi-Cal program as a waiver provider.
Social Services	Consistent with CCS rate (\$9.50/15 min) Qualifications: Licensed in the state of CA as a Licensed Clinical Social Worker or as a Licensed Marriage, Family and Child Counselor/Licensed Marriage and Family Counselor to practice pursuant to CA regulations regarding scope of practice; <u>or</u> must have a Master's or Baccalaureate degree in social services with minimum experience level pursuant to CA regulations regarding the ADHC program. Must be enrolled in the Medi-Cal program as a waiver provider.
Therapeutic Activities <ul style="list-style-type: none"> <li>• PT Maintenance Program</li> <li>• OT Maintenance Program</li> </ul>	Consistent with 1915(c) waiver rate (habilitation) (\$11.36/15 min) Qualifications: Approved as a PT or OT assistant pursuant to CA regulations regarding scope of practice. Must be enrolled in the Medi-Cal program as a waiver provider.

Nutrition/Registered Dietitian/Meal	Consistent with CDA senior nutrition program (\$8.50/meal) Qualifications: Registered as a registered dietitian pursuant to CA regulations regarding scope of practice. Must be enrolled in the Medi-Cal program as a waiver provider.
<b>Unbundled CBAS Additional Services</b>	
Physical Therapy*	Consistent with State Plan rate: \$10.60/15 min (current PT Treatment rate; X4110)* Qualifications: Licensed as a physical therapist in the state of CA to practice pursuant to CA regulations regarding scope of practice. Must be enrolled in the Medi-Cal program as a waiver provider.
Occupational Therapy*	Consistent with State Plan rate: \$10.60/15 min (current OT Treatment rate; X3910)* Qualifications: Licensed as an occupational therapist in the state of CA to practice pursuant to CA regulations regarding scope of practice. Must be enrolled in the Medi-Cal program as a waiver provider.
Speech and Language Pathology Services	Consistent with State Plan rate: \$11.32/15 min (current ST Treatment rate; X4304)* Qualifications: Licensed as a speech and language pathologist in the state of CA to practice pursuant to CA regulations regarding scope of practice. Must be enrolled in the Medi-Cal program as a waiver provider.
Mental Health Services*	Consistent with State Plan rate Psychiatrist: \$22.90 (current Level I physician office visit) Other professionals: \$9.49/15 min (current EPSDT rate)* Qualifications: <u>Psychiatrist</u> : Licensed in the state of CA to practice pursuant to CA regulations regarding scope of practice. Must be enrolled in the Medi-Cal program as a waiver provider. <u>Psychologist</u> : Licensed in the state of CA to practice pursuant to CA regulations regarding scope of practice. Must be enrolled in the Medi-Cal program as a waiver provider. <u>Licensed Clinical Social Worker</u> : Licensed in



	<p>the state of CA to practice pursuant to CA regulations regarding scope of practice. Must be enrolled in the Medi-Cal program as a waiver provider.</p> <p><u>Advanced Practice Mental Health Nurse:</u> Licensed in the state of CA to practice pursuant to CA regulations regarding scope of practice. Must be enrolled in the Medi-Cal program as a waiver provider.</p> <p><u>Psychological/psychiatric assistant:</u> Registered in the state of CA to practice pursuant to CA regulations regarding scope of practice. Must be enrolled in the Medi-Cal program as a waiver provider.</p> <p><u>Licensed Marriage, Family and Child Counselor/Licensed Marriage and Family Therapist:</u> Licensed in the state of CA to practice pursuant to CA regulations regarding scope of practice. Must be enrolled in the Medi-Cal program as a waiver provider.</p> <p><u>Certified Rehabilitation Counselor:</u> Certified in the state of CA to practice pursuant to CA regulations regarding scope of practice. Must be enrolled in the Medi-Cal program as a waiver provider.</p> <p><u>Associate Clinical Social Worker:</u> Certified in the state of CA to practice pursuant to CA regulations regarding scope of practice. Must be enrolled in the Medi-Cal program as a waiver provider.</p>
<p>CBAS Transportation (only between participant's home and place of CBAS service)</p>	<p>Consistent with State Plan rate: \$7.05/one-way trip (current NEMT, 2 patients per trip rate; X0202)</p> <p>Qualifications:  Provider may provide the transportation directly or sub-contract for its provision. The vehicle must have current CA registration and the driver must have a current CA driver's license for the type of vehicle being used. Such requirements must be in compliance with CA regulations.</p>

\*Services provided in an FQHC that meet the FQHC/RHC service definition and requirements of the State Plan will be paid in accordance with the State Plan FQHC/RHC service reimbursement methodology.

- vi. Contracts with the managed care entities will require payment to CBAS providers no less than the rates detailed in (ii), above.
- vii. Any separate contract, or amendment to existing managed care plan contracts to include this service must be submitted to CMS for review and approval according to the requirements of 42 CFR Part 438.

**96. Enhanced Case Management (ECM).** “Enhanced Case Management” is a service consisting of “Complex Case Management” and “Person-Centered Planning” services including the coordination of eligible Medi-Cal beneficiaries’ individual needs for the full array of necessary long-term services and supports including medical, social, educational, and other services, whether covered or not under the Medicaid program, and periodic in-person consultation with the enrollees and/or his designees.

- a. ECM Eligibility. From April 1, 2012, through August 31, 2014, the ECM benefit will be available to all Medi-Cal beneficiaries who:
  - i. Received ADHC services through the California Medicaid program at any time from July 1, 2011 through February 29, 2012.
  - ii. Have been determined to be ineligible for CBAS or who are eligible for CBAS but exempted from enrolling in managed care and choose to receive ECM as a fee-for-service benefit rather than the CBAS benefit through a managed care plan.
  - iii. A Medi-Cal beneficiary determined to be eligible for ECM may, at a later date, be determined eligible for CBAS. If the enrollee then receives CBAS, he/she will no longer receive ECM. If at a later time the enrollee no longer receives CBAS, he/she will be eligible to receive ECM.
  - iv. An ECM-eligible enrollee who receives CBAS at some time between April 1, 2012, and August 31, 2014, is eligible to receive ECM for any time period during which they do not receive the CBAS benefit. A beneficiary shall not receive ECM and CBAS concurrently.
- b. ECM Benefits. The following services will be provided as ECM to all eligible state plan beneficiaries:
  - i. Complex Case Management Services means the systematic coordination and assessment of care and services to enrollees who require the extensive use of resources and who need assistance navigating the services system to facilitate the appropriate delivery of care and services,
  - ii. Comprehensive assessment and periodic reassessment of individual needs, to determine the need for any medical, educational, social or other services;
  - iii. Development (and periodic revision) of a specific care plan that is based on the information collected through the assessment that specifies the goals and actions to address the medical, social, educational, and other services needed by the individual, includes;
    - 1. activities such as ensuring the active participation of the eligible individual, and
    - 2. working with the individual (or the individual’s authorized health care decision maker) and others to develop those goals and identify a course of action to respond to the assessed needs of the eligible individual

- iv. Referral and related activities (such as scheduling appointments for the individual) to help the eligible individual obtain needed services;
  - v. Monitoring and follow-up activities; and
  - vi. Person-Centered Planning means a highly individualized and ongoing process to develop individualized care plans that focus on a person's abilities and preferences. Person-centered planning is an integral part of Complex Case Management and Discharge Planning. In compliance with STC 85.f.iv.
- c. ECM Delivery System. ECM will be provided through fee-for-service for individuals who are not enrolled in a managed care plan, and through managed care plans for individuals who are enrolled in a managed care plan.
- d. ECM Provider Specifications. Managed care plans and the Department's fee-for-service ECM contractor(s) shall assure that their ECM functions are supervised by persons with appropriate clinical training and experience. Such training and experience may be demonstrated by:
- i. A baccalaureate degree in a human services area and at least one year's experience working with populations with special needs (e.g. older adults, developmental disabilities, medically fragile, etc.), or
  - ii. A RN license issued by the State and one year's experience working with populations with special needs, or.
  - iii. A master's degree in a human services area without one year's experience performing case management.
- e. ECM Reimbursement. Payment for ECM will be as follows:
- i. ECM provided by the State Medicaid Agency's fee-for-service contractor(s) must be paid for through a per-member, per-month rate to be set through contract between the State Medicaid Agency and the contractor(s).
  - ii. ECM provided by managed care plans will be paid for through an actuarially sound capitation rate. Any amendment to the managed care plan contracts to include this service must be submitted to CMS for review and approval according to the requirements of 42 CFR Part 438.

**97. CBAS/ECM Quality Strategy.**

- a. Amendment to the Quality Strategy. The State will amend the managed care Quality Strategy required in 42 CFR section 438 Subpart D no later than July 1, 2012 to include the Home and Community Based Services, as well as any time additional HCBS are added to the Demonstration, which are considered a significant change.
- b. Quality Strategy Design Elements. An overarching Quality Assurance and Improvement (QAI) strategy must assure the health and welfare of enrollees receiving HCBS and must address the:
  - i. Enrollee's person-centered IPC development and monitoring,
  - ii. Specific eligibility criteria for particular HCBS,
  - iii. Adherence to provider qualifications and/or licensure,
  - iv. Assurance of health and safety of Medi-Cal beneficiaries,

- v. Financial oversight by the State Medicaid Agency, and
- vi. Administrative oversight of the managed care plans by the State Medicaid Agency

**98. CBAS/ECM Fair Hearing and Appeal Rights.**

- a. Enrollees who have received CBAS and are then found to be ineligible for CBAS must be provided with a Discharge Plan prepared by the CBAS center. A copy of the Discharge Plan will be provided to the enrollee and the managed care plan or the State Medicaid Agency, where applicable.
- b. The provision of CBAS and ECM through the Demonstration does not negatively impact the right of enrollees to written notice of adverse actions, an opportunity for a hearing, and the right to file appeals and grievances.

**99. CBAS/ECM Annual Report.** The State must provide the CMS with a draft annual CBAS report as part of the annual report requirement for the Demonstration as stipulated in STC 25. The first draft CBAS report will be due no later than October 1, 2012. The CBAS report will at a minimum include:

- a. An introduction;
- b. A description of each HCBS in the approved Demonstration including Community Based Adult Services and Enhanced Case Management.
- c. An overarching Quality Assurance and Improvement (QAI) strategy that assures the health and welfare of enrollees receiving HCBS that addresses the a) enrollee's person-centered IPC development and monitoring, b) specific eligibility criteria for particular HCBS, c) adherence to provider qualifications and/or licensure, d) assurance of health and safety of Medi-Cal beneficiaries, d) financial oversight by the State Medicaid Agency, and e) administrative oversight of the managed care plans by the State Medicaid Agency;
- d. An update on service use by enrollees;
- e. A general update on managed care and FFS CBAS including the collection, analysis and reporting of data at the aggregate level;
- f. Monitoring of the quality and accuracy of screening and assessment of enrollees who qualify for CBAS and ECM;
- g. CBAS provider capacity to ensure sufficient access, barriers, and possible solutions;
- h. An update on the use of the ECM benefit;
- i. The various service modalities employed by the State, including updated service models, opportunities for self-direction, etc.;
- j. Specific examples of how HCBS have been used to assist Medi-Cal enrollees;
- k. A description of the intersection between Demonstration HCBS and any other State programs or services aimed at assisting high-needs populations and rebalancing institutional expenditures (e.g. California's Money Follows the Person Demonstration, Duals Demonstration, optional Health Home benefit, etc.);
- l. Contract requirements for provider capacity and service availability;
- m. Other topics of mutual interest between CMS and the State related to the HCBS included in the Demonstration;

- n. The Report may also address such topics workforce development, certification activity, self-direction opportunities and structure, capacity in the State to meet needs of specific populations receiving the services (older adults, people with disabilities, people with multiple chronic conditions), and rebalancing goals related to HCBS;
- o. Additionally, the Report will also summarize the outcomes of the State's QAI for HCBS as outlined above;
- p. The State may also choose to provide CMS with any other information it believes pertinent to the provision of the HCBS and their inclusion in the Demonstration, including innovative practices, access to services, the intersection between CBAS and Medicaid behavioral health services, cost-effectiveness, and short and long-term outcomes.

100. **CBAS /ECM Research Study Design.** At least annually the State will research, test and measure whether individuals enrolled in CBAS improve the status of their health. The CBAS recipient functionality will be based on the perceptions of their by their primary caregivers whether the individual is enrolled in a CBAS center or receive CBAS services unbundled because of limited availability at the CBAS Center. The annual measures must include but are not limited to the enrollees ability to:
- a. Maintain or expand conversation or communication;
  - b. Maintain or Improve mobility/flexibility;
  - c. Maintain or increase personal hygiene;
  - d. Maintain or Improve medical condition;
  - e. Decrease Hospital admissions; and
  - f. Decrease emergency department episodes.

101. If it is found that the State did not meet the monitoring mechanisms described in the CBAS and ECM STCs, CMS reserves the right to withhold a portion or all of FFP related to CBAS and ECM services until which time the State provides adequate documentation assuring sufficient access.

#### **D. California Children's Services (CCS)**

102. **CCS Pilot Programs Approval.** With at least 180 days-notice and after CMS approval the State may submit a plan to test up to four health care delivery models for children enrolled in the California Children's Services (CCS) Program. The plan shall include provisions to ensure adequate protections for the population served, including a sufficient network of appropriate providers and timely access to out of network care. The plan shall also include specific criteria for evaluating the models. These CCS pilot models shall be eligible for FFP from the Date of CMS approval through December 31, 2015.
103. **CCS Pilot Program Protocol.** The overarching goal of the CCS pilot project is for the State to identify the model or models of health care delivery for the CCS population that

results in achieving the desired outcomes related to timely access to care, improved coordination of care, promotion of community-based services, improved satisfaction with care, improved health outcomes and greater cost-effectiveness. CMS will evaluate the submitted pilot projects based on the criteria included in the plans and the following:

- a. A Program Description – inclusive of eligibility, benefits, cost sharing;
- b. Demonstration Program Requirements - inclusive of eligibility, enrollment, benefits, and cost-sharing;
- c. Budget/Allotment Neutrality projections
- d. Outcomes for -
  - i. Ensuring that the CCS population has access to timely and appropriate, high quality and well-coordinated medical and supportive services that are likely to maintain and enhance their health and functioning and meet their developmental needs.
  - ii. Increasing patient and family satisfaction with the delivery of services provided through the CCS program.
  - iii. Increasing satisfaction with both the delivery of and the reimbursement of services among providers who serve the CCS population.
  - iv. Improving the State’s ability to measure and assess those strategies that are most and least effective in improving the cost-effectiveness of delivering high-quality, well-coordinated medical and supportive services to the CCS population.
  - v. Increasing the use of community-based services as an alternative to inpatient care and emergency room use.
  - vi. Reducing the annual rate of growth of expenditures for the CCS population.
- e. Use up to four models of care for care delivery:
  - i. An Enhanced Primary Care Case Management (EPCCM) Program;
  - ii. A Provider-based Accountable Care Organization (ACO);
  - iii. A Specialty Health Care Plan (SHCP); and
  - iv. Utilization of existing Medi-Cal Managed Care Plans.

**E. Healthy Families Program Children Transitioning to Medicaid Expansion Demonstration (HFPCTD)**

The objective of this amendment is to provide California with time-limited Section 1115 expenditure authority in order to phase-in a population of approximately 850,000 children from a separate program to a Medicaid expansion. Beginning no sooner than January 1, 2013, California will begin to transition children from its separate CHIP (Healthy Families Program/HFP) that covers children with incomes up to and including 250 percent of the Federal poverty level (FPL) to a demonstration Medicaid expansion population. For individuals in the demonstration Medicaid expansion population, coverage is otherwise identical to Medi-Cal. The demonstration authority will allow California to include in the demonstration Medicaid expansion population only those children who it can operationally shift to the Medi-Cal healthcare delivery system. In addition to the children transitioning from the HFP, the demonstration Medicaid expansion population will also include all new enrollees as of January 1, 2013. Once the transition period is complete, the children enrolled in this demonstration

Medicaid expansion population will be made eligible under the Medicaid state plan, and the demonstration authority will expire. This transition, subject to CMS' approval of each phase, is proposed to occur over approximately a 9 month period, but no later than December 31, 2013, when the authority for this demonstration amendment will expire.

#### 104. **Definitions**

- a. Demonstration Medicaid expansion population. Children qualifying as transition children as defined in STC 103(b) or new enrollees as defined in STC 103(d).
- b. Transition children. Uninsured children ages 0 through 18 with incomes up to and including 250 percent of the Federal poverty level (FPL), who have met the title XXI definition of a targeted low-income child at \$457.310 (based on a previous HFP eligibility determination) and are eligible for one of the transition phases defined below.
- c. Transition phases.
  - i. *Phase 1 - Part A:* Children enrolled in a HFP health plan that is also a Medi-Cal managed care health plan in their county of residence.
  - ii. *Phase 1 - Part B:* Additional children enrolled in a HFP health plan that is also a Medi-Cal managed care health plan in their county of residence.
  - iii. *Phase 1 - Part C:* Remaining children enrolled in a HFP health plan that is also a Medi-Cal managed care health plan in their county of residence.
  - iv. *Phase 2:* Children enrolled in a HFP health plan that is a subcontractor of a Medi-Cal managed care health plan, in their county of residence.
  - v. *Phase 3:* Children enrolled in a HFP health plan that is not a Medi-Cal managed care health plan and does not contract or subcontract with a Medi-Cal managed care health plan.
  - vi. *Phase 4:* Children enrolled in the HFP residing in a county that is not currently a Medi-Cal managed care county.
- d. New enrollees. Uninsured children ages 0 through 18 with incomes up to and including 250 percent of the FPL, applying for coverage on or after January 1, 2013, who meet the title XXI definition of a targeted low-income child at \$457.310 and would have previously been determined to be eligible for coverage in the HFP.

#### 105. **Implementation of Transition Children Enrollment Phase-in**

- a. Implementation of Phase 1a-Phase 4: Transition children will be phased into the Medicaid expansion demonstration in four phases and the anticipated schedule for this phase-in is described below in 104(b-g). However, the state must demonstrate the successful provision of coverage to children in previous phases, as well as provider network adequacy (including geographic access) and appropriate plans for maintaining continuity of care, prior to implementing each subsequent phase, and prior to receiving CMS approval to implement each subsequent phase. To the extent an unanticipated problem(s) be identified by CMS or the state during the implementation process, CMS may request additional information prior to approval of any subsequent phase. In the absence of sufficient evidence from the state demonstrating that identified problem(s) with previous or pending phases have been

- resolved, CMS may delay implementation of any phase. Written approval from CMS is necessary prior to the implementation of each phase.
- b. Phase 1a: Beginning no sooner than January 1, 2013, approximately 197,000 transition children in phase 1a will be made eligible under the demonstration Medicaid expansion population and, to the extent possible, remain enrolled in the same health plan as they were in the HFP.
  - c. Phase 1b: Beginning no sooner than March 1, 2013, approximately 95,000 transition children in phase 1b will be made eligible under the demonstration Medicaid expansion population and, to the extent possible, remain enrolled in the same health plan as they were in the HFP.
  - d. Phase 1c: Beginning no sooner than April 1, 2013, approximately 87,000 transition children in phase 1c will be made eligible under the demonstration Medicaid expansion population and, to the extent possible, remain enrolled in the same health plan as they were in the HFP.
  - e. Phase 2: Beginning no sooner than April 1, 2013, approximately 269,000 transition children in phase 2 will be made eligible under the demonstration Medicaid expansion population and enrolled into a Medi-Cal health plan in their county. To the extent possible, transition children in Phase 2 will be enrolled in a health plan operated by the Medi-Cal managed care plan that contracted with the child's HFP health plan.
  - f. Phase 3: Beginning no sooner than August 1, 2013, approximately 200,000 transition children in phase 3 will be made eligible under the demonstration Medicaid expansion population and will be enrolled in a Medi-Cal health plan in their county.
  - g. Phase 4: Beginning no sooner than September 1, 2013, approximately 50,000 transition children in phase 4 will be made eligible under the demonstration Medicaid expansion population and will receive services through the Medi-Cal fee-for-service system. To the extent the department is successful in its efforts to create managed care delivery systems in these counties, the children will be enrolled into the managed care health plans.

## 106. **Eligibility and Enrollment Process**

- a. Eligibility criteria.
  - i. *Transition children.* In order to be enrolled in the demonstration Medicaid expansion population, transition children must meet the definition of STC104.b.above and must be in a phase described in STC 104.c. that the state has been authorized to implement in accordance with STC 105. Transition children that do not meet this definition will remain enrolled in HFP under the title XXI separate program.
  - ii. *New enrollees.* Children applying for coverage after January 1, 2013 will be determined eligible for the demonstration Medicaid expansion population based on the same eligibility criteria previously employed by the HFP. Children that would have been found eligible for the HFP in December 2012 will, in the aggregate, be found eligible for the demonstration Medicaid expansion population beginning January 1, 2013. Individuals will be able to apply at either the County human services department, via in person, mail, phone, online or through the existing Single Point of



Entry (SPE), which is operated by the state’s administrative vendor. Applications received directly at the county will continue to be screened for Medi-Cal eligibility. Applications received at the SPE will be provided with an initial eligibility screen, including a determination as to whether individuals qualify for presumptive eligibility (referred to as “accelerated enrollment,” in California). Subsequent to this initial screen, applications will be transferred to the individual counties (and their Statewide Automated Welfare System Consortia (SAWS) systems). Detailed information on how applications will be processed for transition children can be found at <http://www.dhcs.ca.gov/services/medi-cal/eligibility/Documents/12-33.pdf>

1. Once determined eligible for the demonstration Medicaid expansion population, new enrollees will be promptly enrolled in a Medi-Cal managed care plan serving their county, following existing state enrollment process, unless they reside in a county with no participating Medi-Cal managed care plan, in which case, they will receive services through the Medi-Cal fee-for-service delivery system.
- b. Application of Medicaid rules – With the exception of the limited enrollment to implement a phase-in of transition children in accordance with STC 105.a., all Medicaid rules (including eligibility, benefits, cost sharing, grievances and appeals, and managed care) will apply to this demonstration Medicaid expansion population.
  - c. “Automatic” enrollment. The state will rely on the eligibility determinations previously made by the HFP for all transition children being made eligible for the demonstration Medicaid expansion population. A new application, or further documentation, will not be required, or requested, at the time transition children are made eligible under the demonstration Medicaid expansion population. California will inform all families with children made eligible for the demonstration Medicaid expansion population that, if they experience a change in circumstances, they may request a new eligibility determination and they may also request a review of income used to determine premium levels.
  - d. Annual renewal. The annual review of the case will not be due until one year after the HFP last reviewed the case (the HFP renewal date). The state must ensure that all information that has been previously collected for transition children in the HFP is successfully transferred to Medi-Cal and that upon renewal families are not required to provide the same information that has already been collected by the state. The state must also ensure that if a child’s annual renewal is delayed due to workload or system limitations, the child will remain enrolled until such time as the renewal can be appropriately conducted without undue burden placed on the family. The state will monitor, by county, the timely renewal of transitioned children and report to CMS if renewals are not being conducted in a timely manner.

107. **Public Engagement.** The state must continue to provide easily accessible and up-to-date information to stakeholders, including information provided on its existing HFP website, and contact information for questions regarding the transition. In addition, the state must

continue to regularly convene meetings with counties, consortia, and other stakeholders to discuss transition issues, identify any problems or concerns and develop solutions.

**108. Notices to Children and their Families**

- a. CMS Review of Enrollee Communication. The state will submit to CMS, 10 days in advance of finalizing the notice for production, any written communication from the state to enrollees to be used to explain the transition, for CMS review and comment. Offers of individual assistance should be clearly set forth in materials developed by both the state and the health plans. The state will also submit to CMS for review and comment any directional memoranda or guidance documents to the counties, plans, and providers.
- b. Readability and Accessibility. All informing and educational materials should be clear, easy to read, and provide the information families need to help them navigate the transition, be reviewed by a health literacy expert, and be made available in the 12 Medi-Cal threshold languages, in formats, and at reading levels that ensure materials provide clear information.
- c. Content and Timing. The state must provide written notice to transitioning children at least 60 days prior to the start of Phase 1, and at least 90 days prior to the start of Phases 2 through 4. The state must also provide a personalized reminder notice 30 days prior to each phase, starting with Phase 1B, of the transition. The notices must explain that all children will have coverage throughout the transition, and provide detailed information on how to access physical, dental, mental health, substance use disorder, and vision services, continuity-of-care rights, and what to do if a family has a problem accessing care.

**109. Consumer Assistance.** Consumer assistance will be available to families both during and after the transition.

- a. Call Centers: The state will use the HFP, Medi-Cal and Medi-Cal Managed Care, and Mental Health Ombudsman and Health Care Options call centers to provide information and assistance to families during and after the transition of children from HFP to Medi-Cal. It will ensure that all of these entities are trained to assist families and will coordinate educational material to provide accurate and consistent responses to questions from families.
- b. Community-based assistance groups: The state will ensure that community-based assistance groups (e.g., certified application assisters) are adequately informed to help families of transitioning children continue to maintain enrollment and access to care.
- c. State Review of Beneficiary Complaints, Grievances, and Appeals to Managed Care Organizations: The state must review quantity and type of complaints, grievances, and appeals for each MCO and data from the state or MCO call centers, to understand what issues beneficiaries and providers are having with the transition. The state will use this information to implement any immediate corrective actions necessary. The state must review these statistics at least weekly

for the first 90 days, and monthly, thereafter. Data and information regarding the beneficiary complaints, grievances, and appeals process must be made available to CMS.

110. **Beneficiary Surveys.** Beneficiary surveys will be conducted on a statistically significant sample of transition children. The surveys will determine beneficiary perceptions related to access to care in Medi-Cal (including primary care, medical and dental specialty care, dental, mental health and substance use disorder services). Additionally, the survey will ask questions about families' overall experiences during and after the transition. The first survey will be conducted within the first 60 days of the transition of Phase 1a, and will be repeated quarterly. Survey populations will include families of children in each phase of transition and families accessing the range of services described above (primary care, medical and dental specialty care, dental, mental health and substance use disorder services). The state will submit survey questions to CMS for review and feedback prior to distribution, and survey findings will be submitted to CMS upon completion of each survey.
111. **Delivery System.** Individuals eligible under the demonstration Medicaid expansion population will receive health care through a Medi-Cal managed care health plan where available. Children living in counties where Medi-Cal managed care is available will be required to be enrolled in a health plan, and will receive default assignments as indicated in STC 104 or, if not indicated there, under the state's normal default assignment rules. Nothing in these STCs exempts the state from managed care requirements at 42 CFR 438.
112. **Benefits.** The benefits provided to the demonstration Medicaid expansion population are the same as those specified in California's Medicaid state plan for categorically needy children through 18, including all services the state is required to cover under §440.210(a)(1) (including Early and Periodic Screening, Diagnosis and Treatment (EPSDT) at §441 subpart B), and all services it has opted to cover under §440.225. The state must provide a written description to CMS of how it will ensure continuity of care in each transition phase for children receiving all types of services, including primary and specialty medical care, dental treatment, and mental health and substance use disorder services.
- a. **Dental Services.** Dental services for the demonstration Medicaid expansion population will be covered under the Medi-Cal fee-for-service program, known as Denti-Cal, with the following exceptions. Children in Los Angeles County will choose between Denti-Cal and a dental managed care plan. Children in Sacramento County will be required to enroll into a dental managed care plan (unless qualified for the beneficiary exception process). In Sacramento, if a child's HFP dental plan is *not* a Medi-Cal dental managed care plan then the child will be automatically enrolled into a plan. In Los Angeles, if a child's HFP plan is *not* a Medi-Cal dental managed care plan the child will be automatically enrolled into Denti-Cal fee-for-service if they have not already made an active choice of a dental managed care plan.
- i. **Consumer Assistance for Dental Services.** The state must employ strategies to ease the transition for children who will have to change plans and/or providers, as well as assess outcomes in this area.

1. Denti-Cal Beneficiary Customer Service Line – The state will improve its current Denti-Cal Beneficiary Customer Service line referral process by having a customer service representative remain on the line while transferring a family member to a dental provider who has actively indicated that he or she is accepting new patients. The customer service representative will also help the family member secure an appointment for the child (if requested). The state must collect information on a monthly basis on the number of provider referral calls. The report should also list outcomes, including requests unresolved, and resolved, on locating providers to provide the necessary services to the beneficiary, and number of beneficiaries referred out of county. In addition, the state must ensure that a process is in place to identify providers listed on the referral list who are not actively accepting new patients and to document and outreach to those geographical areas that are lacking sufficient providers willing to accept new patients. This information will be reported to CMS on a monthly basis.
  2. Denti-Cal Website - The state must maintain on its website a current and accurate list of dentists providing care to children enrolled in Denti-Cal, including dentists who treat children with special health care needs, and must submit data to the Insure Kids Now website, as required by Section 2108(f) of the Act, on a quarterly basis. CMS will provide technical assistance to the state on strategies to enhance the quality and accuracy of the data.
  3. Dental Informing Materials – The state must ensure that dental-specific informing materials are mailed to all children as they transition to Medi-Cal.
- ii. *Dental Provider Recruitment and Simplification of Administrative Requirements.* In partnership with the dental community, the state must establish new incentives to increase provider participation in Denti-Cal, and identify and eliminate existing administrative barriers.
1. Provider Survey - A survey must be sent to providers to assess provider capacity, ability to accept new clients, and identify barriers to enrollment, prior to implementation of each phase.
  2. Streamlined Provider Application and Enrollment Process - The state must streamline its process for provider enrollment in Denti-Cal, including elimination of the requirement for a hard copy provider signature on the application in order to be added to the online Denti-Cal provider directory. Dentists may request Preferred Provisional Provider status, which enables providers credentialed with a Knox Keene plan to begin treating and billing for Medicaid patients while Denti-Cal credentialing is pending, for up to 18 months. PPP applicants submit a cover letter and DHCS 6204 or 6203 with supporting documentation. In addition, providers must be allowed to request inclusion, removal, or updating of information, on the Denti-Cal provider directory by phone, email, fax, or mail. The state must also contact providers for any additional information needed to

complete the provider application, and notify the provider once he/she has been added to the provider directory.

3. Provider Outreach –Based on provider survey results, the state will perform provider outreach to encourage current providers to accept new children enrolled in Medi-Cal and to encourage HFP dental providers to enroll in Medi-Cal dental managed care plans and fee-for-service. In addition, the state will oversee Medi-Cal dental managed care plans’ outreach to their enrolled providers to ensure continuity of care.
4. Provider training – Denti-Cal will hold a series of webinars and in person workshops to educate providers on how to enroll in Denti-Cal, how to bill for services, and other frequently asked questions.

iii. *Efforts to Ensure a Seamless Transition and Continuity of Care.* The state must provide a written description to CMS of how it will ensure continuity of care for children receiving dental services. If a transition child previously received a prior authorization from a HFP dental plan provider, the new Denti-Cal provider of the transition child will be able to utilize the approved prior authorization when claiming for dental services with Denti-Cal. Neither the provider nor the family will be required to obtain another prior authorization from Denti-Cal as long as the existing prior authorization has not expired.

b. Mental Health Services. Basic mental health services for the demonstration Medicaid expansion population will be covered primarily through managed care health plans. More specialized mental health services are provided by local County Mental Health plans as “carve-outs” for both programs. Under Medi-Cal, Specialty Mental Health Services (SMHS) are provided through a 1915b waiver.

- i. *Continuity of Care for basic mental health services.* When a transition child receiving "basic" mental health services is enrolled into a Medi-Cal managed care health plan, his/her basic mental health services will continue and will be provided by the Medi-Cal managed care health plan, usually by the primary care doctor. If the service is not covered by the plan, the plan will ensure that the child is referred to a Medi-Cal fee-for-service provider or the county mental health plan (if the child meets specialty mental health services criteria). Children receiving basic mental health services previously authorized through a HFP health plan provider must be transitioned to a Medi-Cal health plan provider with no disruption in coverage.
- ii. *Continuity of care for SMHS.* If a transition child is receiving specialized mental health services through the County Mental Health plan prior to the transition, the County Mental Health plan will continue to provide services to these children after the transition with no disruption in coverage. Under select circumstances (e.g., a child is near the end of his or her treatment plan or experiences a significant change in mental health status), a child may need to be reassessed for

specialty mental health services, and will be reassessed based on Medi-Cal medical necessity criteria rather than HFP serious emotional disturbance (SED) criteria. If the child does not meet the medical necessity criteria, the County Mental Health plan will continue to provide services until the Medi-Cal managed care plan has identified a provider in its network or in the fee-for-service network, and the child is able to receive services from that provider. In such a transfer, the County Mental Health plan and Medi-Cal managed care plan will follow the protocols outlined in their memorandums of understanding, and the County Mental Health plan will follow discharge planning procedures appropriate for the client. All children have the right to appeal the outcome of a reassessment and will continue to receive services pending a Medicaid fair hearing.

- iii. *Coverage of mental health services furnished by County Mental Health Plans.* Mental Health services provided by the County Mental Health plans are covered as described by the California §1915(b) Specialty Mental Health Services waiver.
- iv. *Consumer assistance for mental health services.* The state must employ strategies to ease the transition for children who will have to change plans and/or providers, as well as assess its efforts in this area. If a child is receiving basic mental health services through his/her Medi-Cal managed care health plan or Medi-Cal SMHS through the county mental health plan, and services are reduced, changed, or terminated, families will have access to the county's Beneficiary Problem Resolution system and managed care grievance process, which manages grievances, appeals, and state fair hearings. The Medi-Cal Mental Health Services Ombudsman Unit will also be available as a resource to families.

c. Substance Use Disorder Services. Substance use disorder services will be covered through a contracted system that is primarily county-administered. DHCS also has a small number of direct contracts with Drug Medi-Cal fee-for-service providers.

d. Continuity of Care. The state must ensure that transition children eligible in the demonstration Medicaid expansion population who have been receiving substance use disorder services authorized by their health plan continue to receive such services under the demonstration. For new enrollees, health plans must appropriately refer children to county alcohol and drug programs. The county alcohol and drug programs may receive self-referrals of former HFP children.

112. **Cost Sharing.** The premiums/cost sharing for the demonstration Medicaid expansion population must be consistent with Medicaid requirements for state plan populations that are set forth in statute, regulation and policies and must be limited to a 5 percent aggregate cost sharing limit per family as specified at 1916 and 1916A of the Act.

a. Premiums. Consistent with section 1916A of the Act and Medicaid regulations at 447.71 and 447.72, California will not impose premiums for children with family income below 150 percent of the FPL. For children who have family income above 150 percent and up

to and including 250 percent of the FPL, the state will impose the following monthly premiums: \$13 for one child, \$26 for two children, and \$39 for three or more children.

- b. **Premium Policies.** Families that pay three months of premiums in advance will receive the fourth consecutive month of coverage with no premium required. Families that pay their premium by means of electronic funds transfer including credit card payment will receive a 25 percent discount on their premium. Eligibility will be terminated for failure to pay after a grace period of 90 days after the premium due date.
- c. **Cost Sharing** – The state will not apply any other type of cost sharing, such as co-payments, for children through age 18.

113. **Information Technology.** The state will need to provide an assurance to CMS, prior to the implementation of each phase, that the state has information technology available, tested and operational that are ready to ensure a smooth and timely transition of electronic data and files for transition children and ongoing interface of necessary systems to correctly and expeditiously enroll new eligible applicants into the demonstration,
114. **Oversight of Administrative Contractors.** The state must actively oversee and ensure the accuracy, and completeness of information in contracts, and other related documents, and ensure that there are administrative and management arrangements, and procedures, designed to safeguard against contractor errors in the implementation and operation of all business rules for the transition. In addition, the state must periodically monitor contractor services on site, as well as conduct random samples of cases to ensure that all business rules are implemented as intended by the state. The state must notify CMS immediately upon detection of any type of potential or identified problem with contractor administration of the Medicaid expansion demonstration program.
115. **Submission and Effective Dates of Medicaid State Plan Amendment (SPA).** To ensure the transition of these children to full Medicaid state plan authority, California must submit a Medicaid SPA to expand coverage to optional targeted low-income children under the Medicaid state plan 90 days prior to implementation of Phase 4. The SPA must be approved by CMS prior to implementation of Phase 4.
116. **Provider Network Adequacy.** The state must demonstrate provider network adequacy prior to each phase, and prior to receiving written authority and approval to implement subsequent phases. CMS reserves the right to delay implementation of any phase in the absence of sufficient evidence of provider network adequacy. Pre-implementation of each phase, the state must estimate the percentage of beneficiaries the state anticipates will be able to keep their current HFP PCPs, and dentists, in managed care and Denti-Cal arrangements (by county and taking into consideration community standards as necessary).
- a. **Managed Care Network Adequacy.** This transition involves enrollment of a new Medicaid expansion population in the Medi-Cal delivery system. Consistent with Medicaid requirements related to availability of services at §438.206, assurances of

adequate capacity and services at §438.207, and coordination and continuity of care at §438.208, the state must ensure, through oversight of its contracts, at a minimum, that each managed care plan provides the state with supporting documentation to demonstrate that it:

- i. Has the capacity to serve the expected enrollment in its service area in accordance with the state's standards for access to care. This must include the percentage of primary and specialist providers accepting new patients.
  - ii. Offers an appropriate range of primary care, and specialty services that are adequate for the anticipated number of enrollees for the service area.
  - iii. Will ensure that if the plan network is unable to provide necessary services covered under the contract, to a particular enrollee, the plan will adequately and timely cover these services
  - iv. Maintains and monitors a network of providers that is sufficient in number, mix, and geographic distribution to meet the needs of the anticipated number of enrollees.
  - v. Will ensure that if the plan network is unable to provide necessary services, covered under the contract, to a particular enrollee, the plan will adequately and timely cover these services out of network for the enrollee, for as long as the plan is unable to provide them.
- b. FFS Network Adequacy. This transition will involve the enrollment of a new Medicaid expansion population into the Medi-Cal fee-for-service delivery system in some counties. The state must monitor the availability of sufficient access to services using “A Plan to Monitor Healthcare Access for Medi-Cal Beneficiaries,” as approved by CMS. The plan is available at <http://www.dhcs.ca.gov> The state must ensure that their fee-for-service network meets the requirements at 1902(a)(30)(A).
- c. Dental Network Adequacy and Certification signed by the state Medicaid Director. In order to provide timely access to quality dental services, the state will track adherence to the 1/2000 provider adequacy ratio. This includes a 1/2000 ratio of providers to eligible children in each county. The state must provide documentation that the number of general dentists accepting new patients is sufficient to absorb the number of new enrollees and transition children who will be required to change dental providers. If certain geographic areas do not meet this threshold, the state must recruit sufficient new dentists or already-enrolled HFP dentists to accept new patients. The state must have a sufficient number, mix, and geographic distribution of providers of services. In addition, the state must certify to CMS that there is network adequacy for Denti-Cal fee-for-service providers.
- i. The state will continue to improve the accuracy of the dental provider data reported to InsureKidsNow.gov, and will develop a plan to use these data to determine the number of dentists available to treat young children and children with special health care needs. The state will work with CMS to determine a target date for reporting these data.
- d. Items necessary for network adequacy readiness for all phases:



- i. *Network certification signed by the state Medicaid Director.* After the state reviews the documentation submitted by managed care plans, the state must certify to CMS that the plans have complied with the state's requirements for availability of services, as set forth in §438.206. The state must make available to CMS, upon request, all documentation collected by the state from the managed care plans.
- ii. *Demonstration of Geographic Accessibility (e.g., GeoAccess analysis).* The state shall ensure that each plan has an accessible network with reasonable geographic proximity to the individuals enrolled as required by state statute and regulations, including the Knox Keene Act, and taking into account community standards as necessary. Based upon a showing of geographic access concerns, revealed through monitoring Phase 1 and 2, the state shall provide a GeoAccess report to CMS for subsequent phases 60 days prior.
- iii. *Continuity of care plans.* The state must provide a document describing continuity of care in the following areas: medical care, mental health, substance abuse and dental services in both managed care and fee-for-service delivery systems. This written description must be submitted to CMS 60 days prior to implementation of Phase 1A and updated, as necessary, prior to each subsequent phase.
- iv. *Contingency plans.* Should an unanticipated problem(s) be identified by the state or CMS during the implementation process, the state must provide corrective actions plans for those health plans that are currently underperforming or appear to have prospective network adequacy concerns based on previous phases implemented.

117. **Monitoring and Reporting on Medicaid Expansion Demonstration Population.** The state will collect data on the implementation of each phase of the demonstration in order to monitor, measure and report to CMS on the results of each phase prior to implementation of subsequent phases. CMS will review this data and evaluate the success of each phase before granting approval of the subsequent phase. The state's monitoring plan and monitoring report template, presented in Attachment S, are incorporated in this demonstration.

- a. Monitoring Plan and Monitoring Report Template. The plan provides a narrative description of the objectives of the transition and the monitoring report template presents the metrics that will be reported relevant to the accomplishment of those objectives, sources of data to be reported and anticipated outcomes. The data reported through this plan will assist the state, CMS and stakeholders in assessing the ongoing success of the transition and the impact on children and families with regard to, maintaining coverage for transition children, the appropriate enrollment of new enrollees, timely access to care, continuity of care, provider capacity, and consumer satisfaction under each phase, consistent with Medicaid requirements (at §438.206, §438.207, and §438.208).
- b. Monthly Submission of Data on Monitoring Report Template. Beginning one month following implementation of Phase 1a, and monthly thereafter, the state will submit within 15 days of the end of each calendar month, a monitoring report template, which

must be made publically available and must display data collected over time for the cohort of children transitioned in each phase as well as provide ongoing information on new enrollees and changes in provider capacity. The monitoring report template will be used by the state to quickly identify concerns and develop solutions and by CMS to help determine if previous transition phases have been successful and if subsequent phases will be approved for implementation.

- c. Analytical summary reports. The state must submit to CMS a monthly summary report that includes a discussion and analysis of events occurring during implementation of each phase and the state's analysis of the data presented in the monitoring report template and other relevant information available to the state. The summary report will also include proposals for addressing any problems identified during implementation of each phase. The intent of the report is to present the state's analysis of the success of the transition to date with an emphasis on children maintaining coverage, continuity of care and provider access for children receiving dental or mental health services.
- d. Reporting timeframe. Results of monitoring and corrective action plans (as appropriate) must be provided on a monthly basis during the course of this transition and after the transition to ensure access after Phase 4.
- e. Modification. CMS and the state can mutually agree at any time to delete, modify or add new metrics to the monthly report, as determined necessary to improve reporting going forward. CMS may request that certain data be reported earlier than the normal reporting timeframe in order to support approval or disapproval of subsequent phases. The state will work with CMS to determine which data elements are most relevant and available to facilitate such approval. It is also acknowledged that some data elements in the report template may require development of new systems and processes for collection and may not be available for the first monthly monitoring report due on February 15, 2013. The state and CMS will work together to determine if the reporting of any metrics may be delayed.

118. **Evaluation:** Within 30 days of the effective date of these STCs, the state must submit to CMS for approval a draft evaluation design for the Demonstration.
- a. At a minimum, the evaluation will determine the extent to which CHIP eligible children successfully transition from HFP to MediCal without loss of coverage, and maintain access to primary, specialty, and oral health care. The draft design will rely primarily on the findings from the data reported in the monthly monitoring template, which will be used in evaluating the impact of this amendment, during the period of approval, for the Medicaid expansion population. Finally, the draft evaluation design will include a detailed analysis plan that describes how the effects of all Demonstration programs will be isolated from other initiatives occurring in the state.
  - b. State shall include an assessment, using pre-transition enrollment and utilization data as a baseline, of the impact on the Medicaid expansion population, including all significant and notable findings based on all of the data accumulated through the monitoring report template and summary reports as well as utilization data made available during the transition.
  - c. CMS will provide comments on the draft evaluation design within 30 days of receipt, and

the state will submit a final evaluation design within 30 days of receipt of CMS' comments.

#### F. **2013 Managed Care Expansion**

This section describes additional requirements related to the operation of the state's planned 2013 expansion of the demonstration's COHS and non-COHS managed care models to 28 counties. Unless otherwise specified, managed care entities in these counties are subject to all other delivery system requirements described in these STCs, particularly section VII.

119. **General.** No earlier than September 1, 2013 (and not prior to CMS approval of the applicable managed care contracts) the State may enroll beneficiaries in the 8 COHS counties into Medi-Cal managed care consistent with Attachment L. No earlier than November 1, 2013 (and not prior to CMS approval of the applicable managed care contracts) the state may enroll beneficiaries in 20 non-COHS counties into Medi-Cal managed care, consistent with Attachment L. The state shall not enroll beneficiaries into Medi-Cal managed care in any particular region (without delaying enrollment in other regions) in the event that the applicable contracts have not been approved by CMS by the date specified. The state may submit technical updates to Attachment L and M without submitting an amendment.

Beneficiaries residing in counties where managed care enrollment is voluntary may be assigned to a health plan according to a passive enrollment process. Notices provided by the State to the beneficiary shall clearly indicate the beneficiary's ability to opt out of an MCO and return to the fee-for-service delivery system at any time. Seniors and persons with disabilities in non-COHS counties that are part of the 2013 managed care expansion, however, will be voluntarily enrolled through an "opt-in" process.

#### 120. **Transitional Beneficiary and Provider Notices and Information Sharing**

- a. **CMS Review of Enrollee Communication.** The state will submit to CMS, 10 days in advance of finalizing the notice for production, any written communication from the state to enrollees to be used to explain the transition for CMS review and comment. The availability of resources for individual assistance should be clearly set forth in materials developed by both the state and the health plans.
- b. **Readability and Accessibility.** All transitional informing and educational materials should be clear and easy to read, provide information beneficiaries need to help them navigate the transition, and be made available in the 12 Medi-Cal threshold languages, in formats, and at reading levels that ensure materials provide clear information.
- c. **Timing.** The state must provide at least two written notices to transitioning beneficiaries for non-COHS counties at least 60 days and 30 days prior to the transition. The state must attempt to contact the beneficiaries who have not made a plan selection by phone, at least three times, prior to 15 days before the transition.
- d. **Validation of Beneficiary Addresses.** The state will ensure mailings will be sent to the most appropriate beneficiary by using appropriate beneficiary address verification software and other means as necessary. The state will report to CMS on the

effectiveness of the validation of beneficiary addresses for the COHS transition and will incorporate lessons learned into a plan for validation of beneficiary address for the non-COHS transition, to be submitted to CMS 45 days in advance of the transition.

- e. Provider and Community Based Organization (CBO) Notice. The state shall develop and distribute written information to providers and CBOs prior to transition via provider bulletins. For the non-COHS transition, the state will provide this information no later than 45 days prior to the transition and will submit these materials to CMS at least 10 days prior to finalizing the notice for production.
- f. Beneficiary notices should include information regarding dental benefits for applicable populations.

## 121. **Eligibility and Enrollment Process**

- a. Eligibility criteria. The counties and the beneficiaries subject to managed care enrollment as part of the 2013 managed care expansion are defined in Attachment L. The geographic distribution and delivery model for each county is defined in Attachment M.
- b. Enrollment Process
  - i. *COHS expansion counties.* Eligible Medi-Cal beneficiaries residing in COHS expansion counties will be required to enroll in the COHS health plan (in Accordance with Attachment L)
  - ii. *Non-COHS expansion counties*
    - 1. Beneficiaries residing in non-COHS expansion counties that are in mandatory MEGs (in accordance with Attachment L) will be required to choose a Medi-Cal managed care health plan. If the beneficiary fails to choose, they will receive default assignments. Nothing in these STCs exempts the State from managed care requirements at 42 CFR 438.
    - 2. Beneficiaries residing in non-COHS expansion counties that are in voluntary MEGs (in accordance with Attachment L) will be given the choice of enrolling in FFS or managed care. If the beneficiary fails to choose, they will remain in FFS.
    - 3. Beneficiaries residing in non-COHS expansion counties with one plan that are in voluntary MEGs (in accordance with Attachment L) will be given the choice of enrolling in FFS or managed care. If the beneficiary fails to choose, they will be passively enrolled into the managed care health plan with an opportunity to opt-out.
- c. Default Process. State will use FFS data to link non-choosing beneficiaries to health plans. State should, at a minimum, consider highest utilized provider over the last 12 months when matching beneficiaries to health plans.
- d. Non-choosing families living in the same household and enrolled in Medi-Cal with mandatory MEG codes (in accordance with Attachment L) should be defaulted into the same health plan.
- e. Application of Medicaid rules. All Medicaid rules (including eligibility, benefits, cost sharing, grievances and appeals, and managed care) will apply to this expansion population.

## 122. **Consumer Assistance.** Consumer assistance will be available to beneficiaries during the transition through the following:

- a. The State will use the Medi-Cal Managed Care Office of the Ombudsman and Health Care Options call centers to provide information and assistance, including enrollment assistance, to beneficiaries during the transition.
  - b. The state will make informative resources available to interested CBOs on how to provide information and assistance to beneficiaries affected by the transition.
123. **Delivery System.** The managed care delivery system models, their geographic distribution, and participating health plans are identified in Attachment M.
124. **Benefits.** Transitioned beneficiaries will receive benefits as identified in Attachment N.
125. **Managed Care Network Adequacy.** Consistent with Medicaid requirements related to availability of services at §438.206, assurances of adequate capacity and services at §438.207, and coordination and continuity of care at §438.208, the State must ensure, through oversight of its contracts, at a minimum, that each managed care plan provides the State with supporting documentation to demonstrate network adequacy in accordance with STC 59.
126. **Monitoring and Reporting.** The State will collect data and information, consistent with Attachment T, on the Medi-Cal managed care expansion in order to monitor, measure and report on this expansion. The State will utilize existing monitoring tools to ensure efficiency and consistency across the Medi-Cal managed care program.

## IX. OTHER ADMINISTRATIVE REQUIREMENTS

127. **Medicaid Management Information System (MMIS).** In accordance with Title II (Administrative Simplification) provisions of the Health Insurance Portability and Accountability Act (HIPAA) of 1996, the State must adopt the American Standards Committee X12 Group Version 5010 standard electronic transaction format and the International Classification of Diseases, 10th Revision (ICD-10) standard electronic code set by January 1, 2012 and October 1, 2013, respectively as a condition of the State continuing to receive 90% and 75% Federal financial participation for the design, development, implementation, and operations of the State's new Medicaid Management Information System (MMIS). FFP for the State's MMIS may be at risk if these standards are not implemented by the HIPAA-mandated compliance date.
128. **National Correct Coding Initiative (NCCI).** In accordance with Section 6507 of the 2010 Affordable Care Act - Mandatory State Use of National Correct Coding Initiative (NCCI), the State must incorporate all five CMS-defined NCCI methodologies into its existing and new Medicaid Management Information System (MMIS) and edit claims against these five NCCI methodologies for claims filed on or after October 1, 2010. The State must submit an Advanced Planning Document no later than March 1, 2011, to CMS for review

and approval in order to effectively deactivate any NCCI edits after March 31, 2011. The State will not have the flexibility to deactivate any NCCI edits after March 31, 2011 due to lack of operational readiness.

## **X. GENERAL FINANCIAL REQUIREMENTS UNDER TITLE XIX**

129. **Quarterly Reports.** The State will provide quarterly expenditure reports using the form CMS-64 to report total expenditures for services provided under the Medicaid program, and to separately identify expenditures provided through the California's Bridge to Reform Demonstration under section 1115 authority which are subject to budget neutrality. This project is approved for expenditures applicable to services rendered during the Demonstration period. The CMS will provide FFP for allowable Demonstration expenditures only as long as they do not exceed the pre-defined limits on the costs incurred as specified in Section XI (Monitoring Budget Neutrality).
130. **Reporting Expenditures under the Demonstration.** In order to track expenditures under this Demonstration, California will report Demonstration expenditures through the Medicaid and Children's Health Insurance Program Budget and Expenditure System (MBES/CBES), following routine CMS-64 reporting instructions outlined in section 2500 of the State Medicaid Manual (SMM).
- a. All Demonstration expenditures claimed under the authority of Title XIX of the Act must be reported each quarter on separate s CMS-64.9 Waiver and/or 64.9P Waiver, identified by the Demonstration project number assigned by CMS (including the project number extension, which indicates the Demonstration year in which services were rendered or for which capitation payments were made). For monitoring purposes, costs settlements must be recorded on Line 10.b., in lieu of Lines 9 or 10.c. For any other costs settlements (i.e., those not attributable to this Demonstration), the adjustments should be reported on Lines 9 and 10.c., as instructed in the SMM. The term "expenditures subject to the budget neutrality cap," is defined in paragraph 105.
  - b. For each Demonstration year, thirty seven (37) separate Forms CMS-64.9 Waiver and/or 64.9P Waiver must be completed to report expenditures for the following Demonstration expenditures. The eligibility groups (EGs) that are used for calculation of the budget neutrality limit described in STC 148 and the specific waiver names to be used to identify these separate Forms CMS-64.9 Waiver and/or 64.9P Waiver are described below.

<b>Eligibility Group (EG)</b>	<b>Demonstration Expenditures</b>	<b>CMS 64 Waiver Form</b>
Family – COHS	Family & Children – Pre-2013 COHS counties	Families COHS
	Family & Children – 2013 managed care expansion COHS counties	Exp Family COHS
Family – TPM/GMC	Family & Children – Pre-2013 TPM/GMC counties	Families TPM/GMC
	Family & Children – 2013 managed care expansion non-COHS counties (including San Benito and Imperial counties)	Family TPM/GMC - Exp
SPD – COHS	Existing Seniors & People with Disabilities – Pre-2013 COHS counties	SPD COHS
	Seniors and Persons with Disabilities – 2013 managed care expansion COHS counties	SPD COHS - Exp
SPD – TPM/GMC	Existing Seniors & People with Disabilities – Pre-2013 TPM/GMC counties	SPD TPM/GMC
	Special Populations – SPDs in pre-2013 counties	Special Pops – SPDs
	Seniors and Persons with Disabilities – 2013 managed care expansion non-COHS counties (including San Benito and Imperial counties)	SPD TPM/GMC - Exp
CCS – State Plan Special Needs Child	Special Populations Special Needs Children	Special Pops – Child
	California Children Services	CCS – State Plan
ECM	Enhanced Case Management	ECM
CBAS	Community Based Adult Services	CBAS
MCE	Low Income Health Program/Medicaid Expansion	MCE
SNCP - Coverage Initiative	Low Income Health Program / Health Care Coverage Initiative	SNCP - HCCI

<b>Eligibility Group (EG)</b>	<b>Demonstration Expenditures</b>	<b>CMS 64 Waiver Form</b>
SNCP - Uncompensated Care	Safety Net Care Pool – Hospital Services	SNCP-Hosp
	Safety Net Care Pool – Non-Hospital Services	SNCP – Non-Hosp
SNCP - Investment/ Incentive Pool	Delivery System Reform Incentive Pool - Infrastructure Development	DSRIP - Cat 1
	Delivery System Reform Incentive Pool - Innovation & Redesign	DSRIP – Cat 2
	Delivery System Reform Incentive Pool – Population – focused Improvement	DSRIP – Cat 3
	Delivery System Reform Incentive Pool – Urgent Improvement in Care	DSRIP – Cat 4
SNCP - HIV Transition Incentive Program	Delivery System Reform Incentive Pool – HIV Transition, Improvements in Infrastructure and Program Design	DSRIP – Cat 5A
	Delivery System Reform Incentive Pool – HIV Transition, Improvements in Clinical and Operational Outcomes	DSRIP – Cat 5B
SNCP - IHS Uncompensated Care	Uncompensated care payments to IHS and 638 Facilities (IHS)	UC - IHS
SNCP – DSHP	California Children Services - Designated State Health Program	CCS - DSHP
	Genetically Handicapped Persons Program - Designated State Health Program	GHPP – DSHP
	Medically Indigent Adult Long Term Care - Designated State Health Program	MIALTC – DSHP



<b>Eligibility Group (EG)</b>	<b>Demonstration Expenditures</b>	<b>CMS 64 Waiver Form</b>
SNCP - DSHP (continued)	Breast & Cervical Cancer Treatment Program - Designated State Health Program	BCCTP – DSHP
	AIDS Drug Assistance Program - Designated State Health Program	ADAP- DSHP
	Workforce Development Programs - Designated State Health Program	Work – DSHP
	County Mental Health Services	CMHS – DSHP
	Every Woman Counts	EWC – DSHP
	IMProving, Counseling & Treatment	IMP – DSHP
	Expanded Access to Primary Care - Designated State Health Program	EAPC- DSHP
	Department of Developmental Services - Designated State Health Program	DDS – DSHP
Public Hospital Payments, Mental Health Supplements*	Designated Government-Operated Hospital Payments	D. Govt. Hosp
Private and Non-Designated Government-Operated Hospital Payments*	Private and Non-Designated Government-Operated Hospital Payments	P/ND Govt. Hosp

\* Note: These expenditures are excluded from the demonstration’s budget neutrality cap, as described below.

- c. For each Demonstration year, a separate Forms CMS-64.21U Waiver and/or 64.21UP Waiver must be completed to report expenditures for the following Demonstration expenditures. The specific waiver names to be used to identify these separate Forms CMS-64.21U Waiver and/or 64.21UP Waiver appear in brackets below:

- i. MCHIP: The CMS 64.21-Waiver form must be completed to report expenditures for the Medicaid expansion demonstration population. [MCHIP]

131. **Expenditures Subject to the Budget Neutrality Cap.** For purposes of this section, the term “expenditures subject to the budget neutrality cap” must include all expenditures,

identified in paragraph 130. except for hospital payments to Designated Government-Operated and Private/ Non-Designated Government-Operated Hospitals, as noted on the table in STC 130(b). All expenditures that are subject to the budget neutrality cap are considered Demonstration expenditures and must be reported on Forms CMS-64.9 Waiver and/or 64.9P Waiver, and CMS 64,21 Waiver and/or 64.21P Waiver .

132. **Administrative Costs.** Administrative costs will not be included in the budget neutrality limit, but the State must separately track and report additional administrative costs that are directly attributable to the Demonstration on Forms 64.10 Waiver and/or 64.10P Waiver. For each Demonstration year, 3 separate Forms CMS-64.10 Waiver and/or 64.10P Waiver must be completed to track, report, and identify administrative costs directly attributable to the Demonstration and those that are attributable to the Medicaid Coverage Expansion (MCE) and Health Care Coverage Initiative (HCCI) for each Low Income Health Program (LIHP) under the Demonstration. The specific waiver names to be used to identify these separate Forms CMS-64.10 Waiver and/or 64.910 Waiver appear in brackets below:
- a. Administrative Costs - General [Non-LIHP Admin.];
  - b. Administrative Costs – Health Care Coverage Initiative [HCCI Admin.];
  - c. Administrative Costs - Medicaid Coverage Expansion [MCE Admin]
133. **Administrative Costs Associated with Low Income Health Program.** For these costs, the State must distinguish between direct services provided under the LIHP (MCE and HCCI) and administrative activities to ensure there is no duplicate claiming for the LIHP program.
134. **Claiming Period.** All claims for expenditures subject to the budget neutrality cap (including any cost settlements) must be made within 2 years after the calendar quarter in which the State made the expenditures. All claims for services during the Demonstration period must be made within 2 years after the conclusion or termination of the Demonstration. During the latter 2 year period, the State must continue to identify separately net expenditures related to dates of service during the operation of the Demonstration on the CMS-64 waiver forms in order to properly account for these expenditures in determining budget neutrality.
135. **Standard Medicaid Funding Process.** The standard Medicaid funding process must be used during the Demonstration. California must estimate matchable Medicaid expenditures (total computable and Federal share) subject to the budget neutrality cap and separately report these expenditures by quarter for each Federal fiscal year on Form CMS-37 for both the Medical Assistance Payments (MAP) and State and Local Administration Costs (ADM). CMS shall make Federal funds available based upon the State’s estimate, as approved by CMS. Within 30 days after the end of each quarter, the State must submit the appropriate Form CMS-64 quarterly Medicaid expenditure report, showing Medicaid expenditures made in the quarter just ended. CMS will reconcile expenditures reported on the Form CMS-64 with Federal funding previously made available to the State, and include the reconciling adjustment in the finalization of the grant award to the State.

136. **Extent of Federal Financial Participation for the Demonstration.** Subject to CMS approval of the source(s) of the non-Federal share of funding and in accordance with paragraphs 37 entitled Certified Public Expenditures and paragraph 50 entitled Federal Financial Participation for the Health Care Coverage Initiative, CMS will provide FFP at the applicable Federal reimbursement rate as outlined below, subject to the limits described in Section XI:
- a. Administrative costs, including those associated with the administration of the California's Bridge to Reform Demonstration.
  - b. Net medical assistance payments/expenditures and prior period adjustments paid in accordance with the approved State Plan.
  - c. Net Safety Net Care Pool expenditures during the operation of this Demonstration.
  - d. Expenditures associated with MCE subject to paragraph 39.a.v.
  - e. Expenditures associated with the provision of the CBAS and ECM service to SPDs and dual eligibles.
  - f. Uncompensated care payments to IHS and 638 Facilities.
137. **Sources of Non-Federal Share.** The State certifies that State and local monies are used as matching funds for the Demonstration. The State further certifies that such funds shall not be used as matching funds for any other Federal grant or contract, except as permitted by law. All sources of the non-Federal share of funding must be compliant with section 1903(w) of the Act and any applicable regulations. Further, these sources and distribution of monies involving Federal match are subject to CMS approval. Upon review of the sources of the non-Federal share of funding and distribution methodologies, any sources deemed unacceptable by CMS shall be addressed within the time frames set by CMS. Any amendments that impact the financial status of the program shall require the State to provide information to CMS regarding all sources of the non-Federal share of funding.
138. **Monitoring the Demonstration.** The State will provide CMS with information to effectively monitor the Demonstration, upon request, in a reasonable time frame.
139. **Cost-Claiming.** All costs will be claimed in accordance with OMB Circular A-87 as defined within Attachment F, and any other cost claiming methodologies or protocols approved by CMS under this Demonstration.

## **XI. GENERAL FINANCIAL REQUIREMENTS UNDER TITLE XXI**

140. **Quarterly Expenditure Reports.** The State must report State Plan and Demonstration expenditures using the Medicaid and Children's Health Insurance Program Budget and Expenditure System (MBES/CBES), following the routine CMS MBES system instructions. The State shall report on separate forms, CMS-64.21U Waiver and/or CMS-64.21UP

Waiver, for Title XXI Demonstration expenditures for Medicaid Expansion children eligible for title XXI funding. This project is approved for expenditures applicable to services rendered during the Demonstration period. CMS will provide FFP only for allowable Demonstration expenditures that do not exceed the State's available title XXI funding.

141. **Reporting Expenditures Under the Demonstration.** In order to track title XXI expenditures under this Demonstration, the State will report Demonstration expenditures through the MBES/CBES, following routine CMS MBES system instructions. The State will report Title XXI Demonstration expenditures on separate Forms CMS-64.21U Waiver and CMS-64.21UP Waiver, identified by the Demonstration project number assigned by CMS (including project number extension, which indicates the demonstration year in which services were rendered or for which capitation payments were made). Once the appropriate waiver form is selected for reporting expenditures, the State must identify the program code and coverage.

- a. The State must submit all claims for expenditures related to the Demonstration (including any cost settlements) within 2 years after the calendar quarter in which the State made the expenditures. Furthermore, the State must submit all claims for services during the Demonstration period (including cost settlements) within 2 years after the conclusion or termination of the Demonstration. During the 2-year period, the State must continue to identify separately, on the Form CMS-64, 21, net expenditures related to dates of service during the operation of the Demonstration.
- b. The State will use standard MCHIP funding process during the Demonstration. The State must estimate matchable MCHIP expenditures on the quarterly Form CMS-37. On a separate CMS-37, the State shall provide updated estimates of expenditures for the Medicaid Expansion Demonstration population. CMS will make Federal funds available based upon the State's estimate, as approved by CMS. Within 30 days after the end of each quarter, the State must submit the Form CMS-64.21 quarterly CHIP expenditure report. CMS will reconcile expenditures reported on the Form CMS-64.21 with Federal funding previously made available to the State, and include the reconciling adjustment in the finalization of the grant award to the State.
- c. The State will certify State/local monies used as matching funds for the Demonstration and will further certify that such funds will not be used as matching funds for any other Federal grant or contract, except as permitted by Federal law.

142. **Limitations on Title XXI Funding.** The State will be subject to a limit on the amount of Federal title XXI funding that the State may receive on Demonstration expenditures during the Demonstration period. Federal title XXI funding available for Demonstration expenditures is limited to the State's available allotment, including currently available reallocated funds. Should the State expend its available title XXI Federal funds for the

claiming period, no further enhanced Federal matching funds will be available for costs of the approved title XXI separate child health program or Demonstration until the next allotment becomes available.

- a. Total Federal title XXI funds for the State's CHIP program (i.e., the approved title XXI State plan and this Demonstration) are restricted to the State's available allotment and reallocated funds. Title XXI funds (i.e., the allotment or reallocated funds) must first be used to fully fund costs associated with the State plan population. Demonstration expenditures are limited to remaining funds.
  - b. Total expenditures for outreach and other reasonable costs to administer the title XXI State plan and the Demonstration that are applied against the State's title XXI allotment may not exceed 10 percent of total title XXI expenditures.
143. Premium contributions under the Demonstration shall be reported to CMS on Form CMS-21 Waiver, Line 29, in order to assure that the Demonstration is properly credited with premium collections.
144. If the state exhausts the available title XXI Federal funds in a Federal fiscal year during the period of the demonstration, the State must continue to provide coverage to the approved title XXI State plan separate child health program population and the demonstration population with State funds.

## **XI. MONITORING BUDGET NEUTRALITY FOR THE DEMONSTRATION**

145. **Budget Neutrality Effective Date.** All STCs, waivers, and expenditure authorities relating to budget neutrality shall be effective beginning November 1, 2010. Notwithstanding this effective date, expenditures made by California during the temporary extension period of September 1, 2010 through October 31, 2010 must be applied against Demonstration Year 6 (DY 6) expenditures.
146. **Limit on Title XIX Funding.** California will be subject to a limit on the amount of Federal title XIX funding that California may receive on selected Medicaid expenditures during the period of approval of the Demonstration. The selected Medicaid expenditures consist of the expenditures for the range of services included in the managed care contracts and used to develop the without waiver per member per month limits under the Demonstration. The limit will consist of two parts, and is determined by using a per capita cost method combined with an aggregate amount based on the aggregate annual diverted upper payment limit determined for designated public hospitals in California. Spending under the budget neutrality limit is authorized for managed care population expenditures for the following groups – family and children, SPD, and CCS, public hospital expenditures and for spending under the SNCP, and for the CBAS/ECM services to SPDs and dual eligibles. Spending under the SNCP is for uncompensated care, DSHP, HCCI and DSRIP. Attachment

C lists the designated public hospitals. Budget neutrality expenditure targets are calculated on an annual basis with a cumulative budget neutrality expenditure limit for the length of the entire Demonstration. Actual expenditures subject to the budget neutrality expenditure limit must be reported by California using the procedures described in the section for Monitoring Budget Neutrality. The data supplied by the State to CMS to calculate the annual limits is subject to review and audit, and if found to be inaccurate, will result in a modified budget neutrality expenditure limit. CMS' assessment of the State's compliance with these annual limits will be done using the Schedule C report from the MBES/CBES system.

147. **Risk.** California will be at risk for the per capita cost for Demonstration enrollees (Medicaid State plan or hypothetical populations) under this budget neutrality agreement, but not for the number of Demonstration enrollees in each of the groups. By providing FFP for all Demonstration enrollees, California will not be at risk for changing economic conditions which impact enrollment levels. However, by placing California at risk for the per capita costs for Demonstration enrollees, CMS assures that the Federal Demonstration expenditures do not exceed the level of expenditures that would have occurred had there been no Demonstration.
148. **Budget Neutrality Annual Expenditure Limit.** For each DY, two annual limits are calculated.
- a. **Limit A.** For each year of the budget neutrality agreement an annual budget neutrality expenditure limit is calculated for each eligibility group (EG) described as follows:
- i. An annual EG estimate must be calculated as a product of the number of eligible member months reported by the State under section entitled General Reporting Requirements for each EG, including the hypothetical population, times the appropriate estimated per member per month (PMPM) costs from the table in subparagraph (iii) below;
  - ii. Starting in SFY 2011, actual expenditures for the MCE EG will be included in the expenditure limit for the California. The amount of actual expenditures to be included will be the actual MCE per member per month cost experience for DY 6-10;
  - iii. Starting in the fourth quarter of SFY 2012 (March-June), and continuing through August 31, 2014, actual expenditures for the CBAS and ECM benefit will be included in the expenditure limit for the demonstration project. The amount of actual expenditures to be included will be the actual cost of providing the CBAS and ECM services (whether provided through managed care or fee-for-service) to the SPD Medicaid-only population and to dual eligibles;
  - iv. The PMPMs for each EG used to calculate the annual budget neutrality expenditure limit for this Demonstration is specified below.

Eligibility Group (EG) <sup>1</sup>	Trend Rate	DY 6 PMPM	DY 7 PMPM	DY 8 PMPM	DY 9 PMPM	DY 10 PMPM
<b>State Plan Groups</b>						
Families - COHS	5.30%	\$171.68	\$180.78	\$190.36	\$197.40	\$207.28
Families – TPM/GMC	5.3%	\$150.40	\$158.37	\$166.76	\$174.81	\$183.68
Existing SPD – COHS	7.4%	\$1,069.73	\$1,148.89	\$1,233.91	\$1,262.70	\$1,344.93
Existing SPDs – TPM/GMC and Special Populations SPDs	7.4%	\$730.43	\$784.48	\$842.53	\$904.16	\$970.67
CCS – State Plan Special Needs Child	3.28%	\$1,390.66	\$1,436.27	\$1,483.38	\$1,532.04	\$1,582.29
<b>Hypothetical Populations<sup>2</sup></b>						
MCE	5.00%	\$300.00	\$315.00	\$330.75	\$347.29	\$0
CBAS	3.16%		\$916.60	\$945.57	\$975.45	\$1,006.27
ECM			\$10.00	\$10.00	\$10.00	\$10.00

Key: TPM = Two Plan Model counties, GMC = Geographic Managed Care counties

<sup>1</sup> The applicable reporting forms for expenditures in each eligibility group are described in STC 130.

<sup>2</sup> These PMPMs are the trended baseline costs used for purposes of calculating the impact of the hypothetical populations on the overall expenditure limit. As described in paragraph (a)(ii) and (a)(iii) above, the actual expenditures for these hypothetical populations are included in the budget neutrality limit.

b. Limit B. The amount of the designated public hospital spending as determined in the chart below. Current State plan reimbursement is actual incurred cost as defined in the State plan. The State is prohibited from changing the reimbursement methodology or amounts of supplemental payments approved in the Medicaid State plan on November 1,

2010 that result in higher overall reimbursement without recalculating the Upper Payment Limit (UPL) for the period of the new or modified payments and adjusting the UPL diversion if necessary.

<b>Total Computable IP Unspent Public Hospital Amounts</b>	
<b>DY 6</b>	\$396,364,787
<b>DY 7</b>	\$443,813,467
<b>DY 8</b>	\$518,660,641
<b>DY 9</b>	\$675,984,270
<b>DY 10</b>	\$863,054,068
<b>5 Year Total</b>	<b>\$2,897,877,233</b>

- i. The annual budget neutrality expenditure limit for the Demonstration as a whole is the sum of limit A and limit B. The overall budget neutrality expenditure limit for the Demonstration is the sum of the annual budget neutrality expenditure limits. The Federal share of the overall budget neutrality expenditure limit represents the maximum amount of FFP that California can receive for expenditures on behalf of Demonstration populations as well as Demonstration expenditures under the Safety Net Care Pool described in paragraph 39.
- ii. California must present to CMS for approval MCO contract modifications to include an increase in PMPM amounts due to adjustments associated with the inpatient hospital provider tax. The with waiver and without waiver budget neutrality PMPM limits will be adjusted for each EG with an affected rate due to requirements in the Affordable Care Act based on the increases in contracts, if necessary.
- iii. For purposes of determining the UPL, the FFS increased Medi-Cal utilization of the newly eligible beneficiaries beginning in 2014 has been included. Expenditures for these beneficiaries starting in FY2014 will receive increased FMAP. However for any expenditures under the SNCP that are funded by the portion of the UPL gap associated with their FFS utilization , the State’s regular FMAP applies.

149. **Composite Federal Share Ratios.** The Federal share of the budget neutrality expenditure limit is calculated by multiplying the limit times the Composite Federal Share Ratio. The Composite Federal Share Ratio is the ratio calculated by dividing the sum total of FFP received by California on actual Demonstration expenditures during the approval period, as reported through MBES/CBES and summarized on Schedule C with consideration of additional allowable Demonstration offsets such as, but not limited to premium collections and pharmacy rebates, by total computable Demonstration expenditures for the same period as reported on the same forms.

150. **Deficit Spending.** California will be allowed to make expenditures in DY 6 and 7 under the authority of the SNCP consistent with the limits described in paragraph 148 for each of



the four categories of SNCP spending notwithstanding budget neutrality limits determined for each of those years. SNCP spending in DY 8-10 are subject to the limitations in paragraph 148.

151. **Enforcement of Budget Neutrality.** CMS shall enforce the budget neutrality agreement over the life of the Demonstration as adjusted November 1, 2010, rather than on an annual basis. However, expenditure authorities in the Safety Net Care pool will be reduced in DY 8 through 10 if California is unable to achieve savings associated with the State plan EG included in the Demonstration as described below:
- a. By July 15, 2012 California must submit to CMS an analysis of enrollment in the Families, Existing SPD, and Mandatory SPD EGs and per member per month expenditures. If total expenditures exceed final expenditure projections for the 12 months of DY 7 as determined in the final budget neutrality projections in Attachment K by more than 10% for the period ending June 30, 2012, SNCP authority for expenditures DSHP or DSRIP will be reduced by \$350 million dollars (Total Computable) in DY 8 (July 1, 2012 - June 30, 2013) with respect to the categories described in paragraph b.ii., and b.iii.
  - b. By January 15, 2013 California must submit to CMS an analysis of enrollment in the Families, Existing SPD, and Mandatory SPD EGs and per member per month expenditures. If total expenditures for the first 6 months of DY 8 exceed final expenditure projections as determined in the final budget neutrality projections in Attachment K by more than 10% for the period ending December 31, 2012, SNCP authority for expenditures for DSHP or DSRIP will be reduced by \$350 million dollars (Total Computable) in DY 9 (July 1, 2013 - June 30, 2014) with respect to the categories described below in paragraph b.ii., and b. iii.
    - i. California must provide a savings analysis associated with State plan EGs by July 31, 2012. If in the aggregate after analyzing each State plan EG, the aggregate PMPM savings falls below projections by more than 10 % as measured by actual expenditures through July 1, 2012, CA must submit a corrective action plan by November 1, 2012 reducing expenditures in the SNCP for DY 9 (July 1, 2013 - June 30, 2014) and DY 10 (July 1, 2014 - October 31, 2015) to ensure budget neutrality by the end of the Demonstration. The corrective action plan must reduce spending in the SNCP with reductions in categorical spending in the programs described below and should include any reductions in SNCP spending associated with clauses a and b above.
    - ii. Designated State Health Programs (DSHP)
    - iii. Delivery System Reform Incentive Pool (DSRIP)
  - c. If California must submit a corrective action plan, CMS will monitor budget savings on July 1, 2013, January 1, 2014, July 1, 2014 and January 1, 2015 to ensure that the Demonstration will be budget neutral by the end of DY 10. If the Demonstration spending as amended by the corrective action plan is not projected to be budget neutral, CA must further limit SNCP spending in DY 9 and DY 10 by August 1, 2013 and August

1, 2014

- d. If actual enrollment and expenditures for EG in DY 8 or 9 produces savings that demonstrate that California is within 5% of their projected budget neutrality savings, California may submit an amendment seeking to restore SNCP spending authority as long as the amendment demonstrates that the State will be budget neutral by the end of DY 10.

152. **Restoring SNCP Spending Authority.** If actual enrollment and expenditures for EG in DY 8 or 9 produces savings that demonstrate that California is within 5% of their projected budget neutrality savings, California may submit an amendment seeking to restore SNCP spending authority as long as the amendment demonstrates that the State will be budget neutral by the end of DY 10.

153. **Exceeding Budget Neutrality.** If the budget neutrality expenditure limit has been exceeded at the end of the Demonstration period, the excess Federal funds must be returned to CMS using the methodology outlined in paragraph 149, composite Federal share ratio. If the Demonstration is terminated prior to the end of the budget neutrality agreement, the budget neutrality test shall be based on the time elapsed through the termination date.

**Attachment A – Reserved For “Critical Path for SPD Enrollment” form**

**Attachment B – Reserved For “SPD Discharge Planning Checklist” form**

<http://www.medicare.gov/publications/pubs/pdf/11376.pdf>

**Attachment C – Government Hospitals to be Reimbursed  
on a Certified Public Expenditure Basis**

**State Government-operated University of California (UC) Hospitals**

1. UC Davis Medical Center
2. UC Irvine Medical Center
3. UC San Diego Medical Center
4. UC San Francisco Medical Center
5. UC Los Angeles Medical Center
6. Santa Monica UCLA Medical Center (aka – Santa Monica UCLA Medical Center & Orthopedic Hospital)

**Non-State Government-operated**

Los Angeles County (LA Co.) Hospitals

1. LA Co. Harbor/UCLA Medical Center
2. LA Co. Olive View Medical Center
3. LA Co. Rancho Los Amigos National Rehabilitation Center
4. LA Co. University of Southern California Medical Center

**Other Government-Operated Hospitals**

1. Alameda County Medical Center
2. Arrowhead Regional Medical Center
3. Contra Costa Regional Medical Center
4. Kern Medical Center
5. Natividad Medical Center
6. Riverside County Regional Medical Center
7. San Francisco General Hospital
8. San Joaquin General Hospital
9. San Mateo County General Hospital
10. Santa Clara Valley Medical Center
11. Ventura County Medical Center

**Attachment C – Government Hospitals to be Reimbursed  
on a Certified Public Expenditure Basis**

**Attachment D - Additional Cost Elements for  
Government-Operated Hospitals Using Certified Public Expenditure (CPE) Methodology  
(For Purposes of Adjusting the CMS 2552-96 Cost Report)**

Hospital Cost Element	Medi-Cal Payment			
	Regular Medi-Cal Inpatient CPE	SNCP UCC	DSH UCC	Offset DSH Limit
a) Professional component of provider-based physician costs, including contracted physician costs, which are not part of the inpatient hospital billing. <sup>1</sup>	No	Yes	No	No
(b) Provider component of provider-based physician costs <u>not reduced by Medicare reasonable compensation equivalency (RCE) limits</u> , subject to applicable OMB Circular A-87 requirements.	No	No	No	No
(a) Costs of interns and residents in accredited programs.	Yes	Yes	Yes	Yes
(b) Costs of training and supervision provided by teaching physicians <u>not reduced by Medicare reasonable compensation equivalency (RCE) limits</u> , subject to applicable OMB Circular A-87 requirements.	No	No	No	No
(a) Non-physician practitioner costs	No	Yes	No	No
(b) For contracted therapy services, these costs will <u>not be subject to Publication 15-1, Section 1400, limitations</u> (but will be subject to applicable OMB Circular A-87 requirements.)	No	No	No	No
Non-hospital-based clinics that are under the hospital's license and are classified in the Cost Report as "Non-reimbursable Clinics"	No	Yes	No	No
Public hospital pensions	No	Yes	No	No
Administrative costs of the hospital's billing activities associated with physician services billed and received by the hospital.	No	Yes	No	No

**Attachment D - Additional Cost Elements for  
Government-Operated Hospitals Using Certified Public Expenditure (CPE) Methodology  
(For Purposes of Adjusting the CMS 2552-96 Cost Report)**

Patient and community education programs, <u>excluding cost of marketing activities</u>	No	Yes	No	No
Investigational and “off-label” drugs	No	Yes	No	No
Dental services – Inpatient only	Yes	No	Yes	Yes
Telemedicine services	No	No	No	No
(a) Drugs and supplies provided to non-Medi-Cal patients in non-inpatient or non-outpatient settings	No	Yes	No	No
(b) Drugs and supplies provided to non-Medi-Cal patients in inpatient and outpatient settings	No	Yes	Yes	Yes
Costs associated with securing free drugs for indigent persons	No	Yes	No	No

<b>Hospital Cost Element</b>	<b>Medi-Cal Payment</b>			
	<b>Regular Medi-Cal Inpatient CPE</b>	<b>Safety Net Care Pool UCC</b>	<b>DSH UCC</b>	<b>Offset DSH Limit</b>
Patient transportation	No	No	No	No
Services contracted to other providers, including services to treat uninsured patients	No	Yes	No	No
The actual cost incurred by the hospital for physicians’ private offices, less the fair market value rent paid by the physicians.	No	No	No	No



## **Attachment E – Inpatient Hospital Component**

The Inpatient Hospital Component (formerly called the Selective Provider Contracting Program and operated under section 1915(b)(4) of the Social Security Act) allows the State to selectively contract with hospitals for acute inpatient hospital services (excluding emergency services) and to limit beneficiary freedom of choice to those hospitals that agree to contract with the California Medical Assistance Commission for Medi-Cal (CMAC). It is jointly administered by the California Department of Health Care Services and CMAC.

This Demonstration incorporates the State’s descriptions and assurances with respect to Beneficiary Access and Program Monitoring, as described in Chapters II and III of the “Selective Provider Contracting Program Federal Waiver Renewal” document dated September 2001. The State will ensure the Inpatient Hospital Component of this Demonstration will not substantially impair access to quality inpatient hospital services and will not restrict access to emergency services.

## Attachment F

### **Funding and Reimbursement Protocol for Medicaid Inpatient Hospital Cost, Disproportionate Share Hospital Uncompensated Care Cost, and Safety Net Care Pool Hospital Uncompensated Care Cost Claiming**

The State must modify this protocol as well as any portion of the approved Medicaid State Plan that utilizes certified public expenditures (CPEs) to reflect any changes in CPE regulations or policy that CMS may release.

#### **I. SUMMARY OF MEDI-CAL 2552-96 COST REPORT AND STEP-DOWN PROCESS**

##### Worksheet A

The hospital's trial balance of total expenditures, by cost center. The primary groupings of cost centers are:

- (i) overhead;
- (ii) routine;
- (iii) ancillary;
- (iv) outpatient;
- (v) other reimbursable; and,
- (vi) non-reimbursable.

Worksheet A also includes A-6 reclassifications (moving cost from one cost center to another) and A-8 adjustments (which can be increasing or decreasing adjustments to cost centers). Reclassifications and adjustments are made in accordance with Medicare reimbursement principles.

##### Worksheet B

Allocates overhead (originally identified as General Service Cost Centers, lines 1-24 of Worksheet A) to all other cost centers, including the non-reimbursable costs identified in lines 96 through 100.

##### Worksheet C

Computation of the cost-to-charge ratio for each cost center. The total cost for each cost center is derived from Worksheet B, after the overhead allocation. The total charge for each cost center is determined from the provider's records. The cost-to-charge ratios are used in the Worksheet D series (see the apportionment process of ancillary and other non-routine cost centers).

##### Worksheet D

This series (including D-1) is where the total costs from Worksheet B are apportioned to different payer programs. Apportionment is the process by which a cost center's total cost is allocated to a specific payer or program or service type. For example, an apportionment is used to arrive at Medicare hospital inpatient routine and ancillary cost, Medicare hospital outpatient cost, as well as Medicaid hospital inpatient routine and ancillary cost, and Medicaid hospital outpatient cost, etc.

## Attachment F

### **Funding and Reimbursement Protocol for Medicaid Inpatient Hospital Cost, Disproportionate Share Hospital Uncompensated Care Cost, and Safety Net Care Pool Hospital Uncompensated Care Cost Claiming**

- (i) Under the apportionment process for each routine service cost center, a per diem is computed by dividing the cost center's reimbursable cost by the cost center's total patient days. The resulting per diem is multiplied by the number of program days to arrive at program cost.
- (ii) Under the apportionment process for each ancillary/outpatient /other non-routine reimbursable cost center, the cost-to-charge ratio from Worksheet C for each cost center is multiplied by the program charge for that cost center to arrive at program cost.

#### Worksheet E

This series contains the settlement worksheets that compute actual reimbursement and account for interim payments. The Medicaid costs computed from the Worksheet D series are transferred to Worksheet E-3, Part III (Title 19) for Medicaid.

#### NOTES:

(i) States making CPE-funded payments for non-hospital-based costs under section 1115(a)(2) waiver authority, must develop/identify a separate cost reporting tool and receive CMS approval for such cost reporting prior to claims for Federal matching funds.

(ii) For purposes of utilizing the Medi-Cal 2552-96 cost report to determine Medicaid reimbursements described in the subsequent instructions, the following terms are defined:

The term “finalized Medi-Cal 2552-96 cost report” refers to the cost report that is settled by the Department of Health Care Services (DHCS), Audits and Investigations (A&I) with the issuance of a Report On The Cost Report Review (Audit Report).

The term “filed Medi-Cal 2552-96 cost report” refers to the cost report that is submitted by the hospital to A&I and is due 5 months after the end of the cost reporting period.

Nothing in this document shall be construed to eliminate or otherwise limit a hospital’s right to pursue all administrative and judicial review available under the Medicaid program. Any revision to the finalized Audit Report as a result of appeals, reopening, or reconsideration shall be incorporated into the final determination.

(iii) Los Angeles County hospitals (to the extent that they, as all-inclusive-charge-structure hospitals, have been approved by Medicare to use alternative statistics such as relative value units in the cost report apportionment process) may also use alternative statistics as a substitute for charges in the apportionment processes described in this document. These alternative statistics must be consistent with alternative statistics approved for Medicare cost reporting purposes and must be supported by auditable hospital documentation.

## **II. CERTIFIED PUBLIC EXPENDITURES – DETERMINATION OF ALLOWABLE MEDICAID HOSPITAL COSTS**

## Attachment F

### **Funding and Reimbursement Protocol for Medicaid Inpatient Hospital Cost, Disproportionate Share Hospital Uncompensated Care Cost, and Safety Net Care Pool Hospital Uncompensated Care Cost Claiming**

To determine a governmentally-operated hospital's allowable Medicaid costs and associated Medicaid reimbursements when such costs are funded by a State through the certified public expenditure (CPE) process, the following steps must be taken to ensure Federal financial participation:

#### **Interim Medicaid Inpatient Hospital Payment Rate**

The purpose of an interim Medicaid inpatient hospital payment rate is to provide an interim payment that will approximate the Medicaid inpatient hospital costs eligible for Federal financial participation claimed through the CPE process. This computation of establishing interim Medicaid inpatient hospital payment funded by CPEs must be performed on an annual basis and in a manner consistent with the instructions below.

1. The process of determining the allowable Medicaid inpatient hospital costs eligible for Federal financial participation (FFP) begins with the use of each governmentally-operated hospital's most recently filed Medi-Cal\_2552-96 cost report for purposes of Medicaid reimbursement.
2. To determine the interim Medicaid payment rate, the State should use the most recently filed Medi-Cal 2552-96 cost report, follow the Medi-Cal 2552-96 cost report apportionment process as prescribed in the Worksheet D series to arrive at the total Medicaid non-psychiatric inpatient hospital cost.

On the Medi-Cal 2552-96 cost report, interns and residents costs should not be removed from total allowable costs on Worksheet B, Part I, column 26, since Medi-Cal does not separately reimburse for Graduate Medical Education costs via a per-resident amount methodology. If the costs have been removed, the State should add allowable interns and residents costs back to each affected cost center prior to the computation of cost-to-charge ratios on Worksheet C. This can be accomplished by using Worksheet B, Part I, column 25 (instead of column 27) for the Worksheet C computation of cost-to-charge ratios. The State is to only add back allowable interns and residents costs that are consistent with Medicare cost principles. If the hospital is a cost election hospital under the Medicare program, the costs of teaching physicians that are allowable as GME under Medicare cost principles shall be treated as hospital interns and residents costs consistent with non-cost election hospitals.

For hospitals that remove Medicaid inpatient dental services (through a non-reimbursable cost center or as an A-8 adjustment), the State will make necessary adjustments to Worksheet A trial balance cost (and, as part of the cost report flow, any other applicable Medi-Cal 2552-96 worksheets) to account for the Medicaid inpatient dental services identified in Attachment D to the Special Terms and Conditions. This is limited to allowable hospital inpatient costs and should not include any professional cost component.

## Attachment F

### **Funding and Reimbursement Protocol for Medicaid Inpatient Hospital Cost, Disproportionate Share Hospital Uncompensated Care Cost, and Safety Net Care Pool Hospital Uncompensated Care Cost Claiming**

Additionally, the State will perform those tests necessary to determine the reasonableness of the Medicaid program data (i.e., Medicaid days and Medicaid charges) from the reported Medi-Cal 2552-96 cost report's Worksheet D series. This will include reviewing the Medicaid program data generated from its MMIS/claims system for that period which corresponds to the most recently filed Medi-Cal 2552-96 cost report. However, because the MMIS/claims system data would generally not include all paid claims until 18 months after the Fiscal Year Ending (FYE) of the cost report, the State will take steps to verify the filed Medicaid program data, including the use of submitted Medicaid claims. Only Medicaid program data related to medical services that are eligible under the Medicaid inpatient hospital cost computation should be used in the apportionment process.

Medicaid payments that are made independent of the Medicaid inpatient hospital non-psychiatric per diem for Medicaid inpatient hospital services of which the costs are already included in the Medicaid inpatient hospital non-psychiatric cost computation described above, must be offset against the computed Medicaid non-psychiatric inpatient hospital cost before a per diem is computed in Step number 3 below.

3. The computed Medicaid non-psychiatric inpatient hospital cost computed in Step number 2 above should be divided by the number of Medicaid non-psychiatric inpatient hospital days as determined in Step number 2 above for that period which corresponds to the most recently filed Medi-Cal 2552-96 cost report.
4. The Medicaid per day amount computed in Step number 3 above can be trended to current year based on Market Basket update factor(s) or other hospital-related indices as approved by CMS. The Medicaid per day amount may be further adjusted to reflect increases and decreases in costs incurred resulting from changes in operations or circumstances as follows:
  - (i) Inpatient hospital costs not reflected on the filed Medi-Cal 2552-96 cost report from which the interim payments are developed, but which would be incurred and reflected on the Medi-Cal 2552-96 cost report for the spending year.
  - (ii) Inpatient hospital costs incurred and reflected on the filed Medi-Cal 2552-96 cost report from which the interim payments are developed, but which would not be incurred or reflected on the Medi-Cal 2552-96 cost report for the spending year.

Such costs must be properly documented by the hospital and subject to review by the State and CMS. The result is the Medicaid non-psychiatric inpatient hospital cost per day amount to be used for interim Medicaid inpatient hospital payment rate purposes.

5. An audit factor may be applied to the filed Medi-Cal 2552-96 cost report to adjust computed cost by the average percentage change from total reported costs to final costs for the three most recent Medi-Cal 2552-96 cost reporting periods for which final determinations have been made. Such percentage must be identified to CMS.

## **Attachment F**

### **Funding and Reimbursement Protocol for Medicaid Inpatient Hospital Cost, Disproportionate Share Hospital Uncompensated Care Cost, and Safety Net Care Pool Hospital Uncompensated Care Cost Claiming**

#### **Interim Reconciliation of Interim Medicaid Inpatient Hospital Payment Rate**

Each governmentally-operated hospital's interim Medicaid payments will be reconciled to its filed Medi-Cal 2552-96 cost report for the spending year in which interim payments were made. If, at the end of the interim reconciliation process, it is determined that a hospital received an overpayment, the overpayment will be properly credited to the federal government.

The State will adjust the cost used in the Worksheet C computation by adding back allowable interns and residents costs to the appropriate cost centers as explained in Step number 2 in the Interim Medicaid Inpatient Hospital Payment Rate section of this document. The State will also adjust the cost for inpatient dental as explained in Step 2 for those hospitals that used such adjustment to create the interim Medicaid payment rate.

In computing the Medicaid non-psychiatric inpatient hospital cost on the most recently filed Medi-Cal 2552-96 cost report, the State should update the Medicaid program data (such as Medicaid days and charges) on the cost report worksheet D series with Medicaid program data generated -from its MMIS/claims system for the respective cost reporting period. As explained in Step number 2 in the Interim Medicaid Inpatient Hospital Payment Rate section of this document, data generated from the MMIS/claims system will not be complete, and steps to verify the data will be taken by the State including the use of submitted Medicaid claims. Only Medicaid program data related to medical services that are eligible under the Medicaid inpatient hospital cost computation should be used in the apportionment process.

Medicaid payments that are made independent of the Medicaid inpatient hospital non-psychiatric per diem for Medicaid inpatient hospital services of which the costs are already included in the Medicaid inpatient hospital non-psychiatric cost computation described above, must be included in the total Medicaid payments (along with the interim Medicaid payments based on the Medicaid non-psychiatric inpatient hospital per diem) under this interim reconciliation process. Adjustments made to the MMIS data mentioned above may address outstanding Medicaid claims for which the hospital has not received payment. The State will take steps to ensure that payments associated with the pending claims, when paid, for Medicaid costs included in the current spending year cost report are properly accounted.

An audit factor may be applied to the filed Medi-Cal 2552-96 cost report to adjust computed cost by the average percentage change from total reported costs to final costs for the three most recent Medi-Cal 2552-96 cost reporting periods for which final determinations have been made. Such percentage must be identified to CMS.

#### **Final Reconciliation of Interim Medicaid Inpatient Hospital Payment Rate**

## Attachment F

### **Funding and Reimbursement Protocol for Medicaid Inpatient Hospital Cost, Disproportionate Share Hospital Uncompensated Care Cost, and Safety Net Care Pool Hospital Uncompensated Care Cost Claiming**

Each governmentally-operated hospital's interim payments and interim adjustments in a spending year will also be subsequently reconciled to its Medi-Cal 2552-96 cost report for that same spending year as finalized by A&I for purposes of Medicaid reimbursement. If, at the end of the final reconciliation process, it is determined that a hospital received an overpayment, the overpayment will be properly credited to the federal government.

The State will adjust the cost used in the Worksheet C computation by adding back allowable interns and residents costs to the appropriate cost centers as explained in Step number 2 in the Interim Medicaid Inpatient Hospital Payment Rate section of this document. The State will also adjust the cost for inpatient dental as explained in Step 2 for those hospitals that used such adjustment to create the interim Medicaid payment rate.

In computing the Medicaid non-psychiatric inpatient hospital cost from the finalized Medi-Cal 2552-96 cost report, the State should update the Medicaid program data (such as Medicaid days and charges) on the finalized cost report Worksheet D series with Medicaid program data generated from its MMIS/claims system for the respective cost reporting period. Only Medicaid program data related to medical services that are eligible under the Medicaid inpatient hospital cost computation should be used in the apportionment process.

Medicaid payments that are made independent of the Medicaid inpatient hospital non-psychiatric per diem for Medicaid inpatient hospital services of which the costs are already included in the Medicaid inpatient hospital non-psychiatric cost computation described above, must be included in the total Medicaid payments (along with the interim Medicaid payments based on the Medicaid non-psychiatric inpatient hospital per diem) under this final reconciliation process.

### **III. CERTIFIED PUBLIC EXPENDITURES – DETERMINATION OF ALLOWABLE SAFETY NET AND DSH COSTS FOR HOSPITALS**

To determine a governmentally-operated hospital's allowable Safety Net Care Pool (SNCP) costs and the associated SNCP reimbursements and to determine a hospital's allowable uncompensated care costs eligible for disproportionate share hospital (DSH) reimbursement when such costs are funded by a State through the certified public expenditure (CPE) process, the following steps must be taken to ensure Federal financial participation:

#### **Safety Net Care Pool (SNCP) Payments to Hospitals**

The purpose of interim SNCP payments is to provide an interim payment that will approximate the SNCP costs eligible for Federal financial participation claimed through the CPE process. This computation of establishing interim SNCP payments funded by CPEs must be performed on an annual basis and in a manner consistent with the instruction below.

## Attachment F

### **Funding and Reimbursement Protocol for Medicaid Inpatient Hospital Cost, Disproportionate Share Hospital Uncompensated Care Cost, and Safety Net Care Pool Hospital Uncompensated Care Cost Claiming**

1. The process of determining the allowable SNCP costs eligible for Federal financial participation (FFP) begins with the use of each governmentally-operated hospital most recently filed Medi-Cal 2552-96 cost report for purposes of Medicaid reimbursement.
2. The total allowable SNCP hospital cost should be computed by using the most recently filed Medi-Cal 2552-96 cost report.

The State will make necessary adjustments to Worksheet A trial balance cost (and, as part of the cost report flow, any other applicable Medi-Cal 2552-96 worksheets) to account for the SNCP cost elements identified in Attachment D to the Special Terms and Conditions.

As discussed in the Interim Medicaid Inpatient Hospital Payment Rate section of this document, the State will adjust the cost used in the Worksheet C computation by adding back allowable interns and residents' costs to the appropriate cost centers.

In the cost report apportionment process in Worksheet D series, auditable uninsured program data (days and charges) will be used to determine uninsured hospital cost. This data will be submitted to the State by the hospitals based on data from the hospital's records. Only program data for medical services eligible for SNCP should be included in the apportionment process in the Worksheet D series. Though not part of the standard Medi-Cal 2552, this information provided to the State is subject to the same audit standards and procedures as the data included in the Medi-Cal 2552 cost report.

The costs described in this document eligible under the SNCP relate strictly to individuals with no source of third party insurance coverage for the inpatient and outpatient hospital services they receive that would have been benefits eligible for federal reimbursement under Title XIX had these individuals been eligible Medi-Cal beneficiaries, and those costs identified in Attachment D of the Special Terms and Conditions. The determination of other costs eligible for SNCP funding (e.g., clinic costs, medical care costs incurred by the State or counties) will be addressed in a separate methodology within the protocol document.

The program data should be for the period which corresponds to the most recently filed Medi-Cal 2552-96 cost report.

Any SNCP-eligible cost that is not reported on the hospital cost report or that the State believes should not be subject to the cost report apportionment process must be identified separately to and approved by CMS.

Any self-pay payments made by or on behalf of uninsured patients to the hospital for services of which the costs are already included in the SNCP cost computation described above should be offset against the computed SNCP-eligible costs. For purposes of the preceding sentence, payments and other funding and subsidies made by a state or a unit of local



## Attachment F

### **Funding and Reimbursement Protocol for Medicaid Inpatient Hospital Cost, Disproportionate Share Hospital Uncompensated Care Cost, and Safety Net Care Pool Hospital Uncompensated Care Cost Claiming**

government (e.g., state-only, local-only, or joint state-local health programs) to a hospital for inpatient and outpatient services provided to indigent patients shall not be considered a source of third party payment.

3. The net SNCP cost computed above can be trended to current year based on Market Basket update factor(s) or other hospital-related indices as approved by CMS. The net SNCP costs may be further adjusted to reflect increases or decreases in costs incurred resulting from changes in operations or circumstances as follows:
  - ii. Inpatient and outpatient hospital costs not reflected on the filed Medi-Cal 2552-96 cost report from which the interim payments are developed, but which would be incurred and reflected on the Medi-Cal 2552-96 cost report for the spending year.
  - iii. Inpatient and outpatient hospital costs incurred and reflected on the filed Medi-Cal 2552-96 cost report from which the interim payments are developed, but which would not be incurred or reflected on the Medi-Cal 2552-96 cost report for the spending year.

Such costs must be properly documented by the hospital and are subject to review by the State and CMS.

4. The total SNCP certifiable expenditures as computed above should be reduced by 13.95% to account for non-emergency care furnished to unqualified aliens. The costs of non-emergency care furnished to unqualified aliens are eligible for federal matching funds under the DSH program only. Those costs that are limited to SNCP funding in Attachment D are not eligible for federal matching funds under the DSH program.
5. The State will identify that portion of the SNCP certifiable expenditures computed above that is also eligible as Disproportionate Share Hospital costs. Annually, the State will separately identify to CMS:
  - i. Total inpatient and outpatient hospital costs eligible only for SNCP funded by SNCP payments;
  - ii. Total inpatient and outpatient hospital costs eligible for both DSH and SNCP funded by SNCP payments;
  - iii. Total inpatient and outpatient hospital costs eligible for both DSH and SNCP funded by DSH payments
  - iv. Total inpatient and outpatient hospital costs eligible only for DSH funded by DSH payments;
  - v. Total non-hospital costs funded by SNCP payments.

An audit factor may be applied to the filed Medi-Cal 2552-96 cost report to adjust computed cost by the average percentage change from total reported costs to final costs for the three

## Attachment F

### **Funding and Reimbursement Protocol for Medicaid Inpatient Hospital Cost, Disproportionate Share Hospital Uncompensated Care Cost, and Safety Net Care Pool Hospital Uncompensated Care Cost Claiming**

most recent Medi-Cal 2552-96 cost reporting periods for which final determinations have been made. Such percentage must be identified to CMS.

6. Interim SNCP payments can be made based on the SNCP certifiable expenditures as computed above. The interim payments can be on a quarterly or other periodic basis approved by CMS. There will be no duplication of claiming with respect to costs as SNCP certifiable expenditures and DSH certifiable expenditures.

#### **Interim Reconciliation of Interim SNCP Payments to Hospitals**

Each governmentally-operated hospital's interim SNCP certifiable expenditures will be reconciled based on its filed Medi-Cal 2552-96 cost report for the spending year in which interim payments were made. The State will adjust, as necessary, the aggregate amount of interim SNCP funds claimed based on the total SNCP certifiable expenditures determined under the interim reconciliations. If, at the end of the interim reconciliation process, it is determined that SNCP funding was over-claimed, the overpayment will be properly credited to the federal government.

The State will make necessary adjustments to Worksheet A trial balance cost (and, as part of the cost report flow, any other applicable Medi-Cal 2552-96 worksheet) to account for the SNCP cost elements (Attachment D to the Special Terms and Conditions).

As discussed in the Interim Medicaid Inpatient Hospital Payment Rate section of this document, the State will adjust the cost used in the Worksheet C computation by adding back allowable interns and residents' costs to the appropriate cost centers.

Also, in computing the uninsured hospital cost on the most recently filed Medi-Cal 2552-96 cost report, the State should use auditable uninsured program data (such as days and charges) for the Worksheet D series apportionment process. Only program data for medical services eligible for SNCP should be included in the apportionment process in Worksheet D series. Though not part of the standard Medi-Cal 2552, this information provided to the State is subject to the same audit standards and procedures as the data included in the Medi-Cal 2552 cost report.

Any self-pay payments made by or on behalf of uninsured patients to the hospitals for services of which costs are included in the SNCP cost computation described above should be offset against the computed SNCP costs under the interim reconciliation process. For purposes of the preceding sentence, payments and other funding and subsidies made by a state or a unit of local government (e.g., state-only, local-only or joint state-local health programs) to a hospital for inpatient and outpatient services provided to indigent patients shall not be considered a source of third party payment.

The total SNCP certifiable expenditures as computed above should be reduced by 13.95% to account for non-emergency care furnished to unqualified aliens. The costs of non-emergency

## Attachment F

### **Funding and Reimbursement Protocol for Medicaid Inpatient Hospital Cost, Disproportionate Share Hospital Uncompensated Care Cost, and Safety Net Care Pool Hospital Uncompensated Care Cost Claiming**

care furnished to unqualified aliens are eligible for federal matching funds under the DSH program only. Those costs that are limited to SNCP funding in Attachment D are not eligible for federal matching funds under the DSH program.

The State will identify that portion of the SNCP certifiable expenditures computed above that is also eligible as Disproportionate Share Hospital costs. Annually, the State will separately identify to CMS:

- (i) Total inpatient and outpatient hospital costs eligible only for SNCP\_funded by SNCP payments;
- (ii) Total inpatient and outpatient hospital costs eligible for both DSH and SNCP funded by SNCP payments;
- (iii) Total inpatient and outpatient hospital costs eligible for both DSH and SNCP funded by DSH payments;
- (iv) Total inpatient and outpatient hospital costs eligible only for DSH funded by DSH payments;
- (v) Total non-hospital costs funded by SNCP payments.

There will be no duplication of claiming with respect to costs as SNCP certifiable expenditures and DSH certifiable expenditures.

An audit factor may be applied to the filed Medi-Cal 2552-96 cost report to adjust computed cost by the average percentage change from total reported costs to final costs for the three most recent Medi-Cal 2552-96 cost reporting periods for which final determinations have been made. Such percentage must be identified to CMS.

#### **Final Reconciliation of Interim SNCP Payments to Hospitals**

Each governmentally-operated hospital's interim SNCP certifiable expenditures (and any interim adjustments) will also subsequently be reconciled based on its Medi-Cal 2552-96 cost report as finalized by A&I for purposes of Medicaid reimbursement for the respective cost reporting period. The State will adjust, as necessary, the aggregate amount of interim SNCP funds claimed based on the total certifiable SNCP expenditures determined under the final reconciliations. If, at the end of the final reconciliation process, it is determined that SNCP funding was over-claimed, the overpayment will be properly credited to the federal government.

The State will make necessary adjustments to Worksheet A trial balance cost (and, as part of the cost report flow, any other applicable Medi-Cal 2552-96 worksheet) to account for the SNCP cost elements (Attachment D to the Special Terms and Conditions).

As discussed in the Interim Medicaid Inpatient Hospital Payment Rate section of this document, the State will adjust the cost used in the Worksheet C computation by adding back allowable interns and residents' costs to the appropriate cost centers.

## Attachment F

### **Funding and Reimbursement Protocol for Medicaid Inpatient Hospital Cost, Disproportionate Share Hospital Uncompensated Care Cost, and Safety Net Care Pool Hospital Uncompensated Care Cost Claiming**

Also, in computing the uninsured hospital cost on the finalized Medi-Cal 2552-96 cost report, the State should use auditable uninsured program data (such as days and charges) for the Worksheet D series apportionment process. Only program data for medical services eligible for SNCP should be included in the apportionment process in Worksheet D series. Though not part of the standard Medi-Cal 2552, this information provided to the State is subject to the same audit standards and procedures as the data included in the Medi-Cal 2552 cost report.

Any self-pay payments made by or on behalf of uninsured patients to the hospitals for services of which costs are included in the SNCP cost computation described above should be offset against the computed SNCP costs under this final reconciliation process. For purposes of the preceding sentence, payments and other funding and subsidies made by a state or a unit of local government (e.g., state-only, local-only, or joint state-local health programs) to a hospital for inpatient and outpatient services provided to indigent patients shall not be considered a source of third party payment.

The total SNCP certifiable expenditures as computed above should be reduced by 13.95% to account for non-emergency care furnished to unqualified aliens. The costs of non-emergency care furnished to unqualified aliens are eligible for federal matching funds under the DSH program only. Those costs that are limited to SNCP funding in Attachment D are not eligible for federal matching funds under the DSH program.

The State will identify that portion of the SNCP certifiable expenditures computed above that is also eligible as Disproportionate Share Hospital costs. Annually, the State will separately identify to CMS:

- (i) Total inpatient and outpatient hospital costs eligible only for SNCP funded by SNCP payments;
- (ii) Total inpatient and outpatient hospital costs eligible for both DSH and SNCP funded by SNCP payments;
- (iii) Total inpatient and outpatient hospital costs eligible for both DSH and SNCP funded by DSH payments;
- (iv) Total inpatient and outpatient hospital costs eligible only for DSH funded by DSH payments;
- (v) Total non-hospital costs funded by SNCP payments.

There will be no duplication of claiming with respect to costs as SNCP certifiable expenditures and DSH certifiable expenditures.

#### **Disproportionate Share Hospital (DSH) Payments**

The purpose of an interim DSH payment is to provide an interim payment that will approximate the Medicaid and uninsured inpatient hospital and outpatient hospital uncompensated care costs

## Attachment F

### **Funding and Reimbursement Protocol for Medicaid Inpatient Hospital Cost, Disproportionate Share Hospital Uncompensated Care Cost, and Safety Net Care Pool Hospital Uncompensated Care Cost Claiming**

(“shortfall”) eligible for Federal financial participation claimed through the CPE process. This computation of establishing interim DSH payment funded by CPEs must be performed on an annual basis and in a manner consistent with the instructions below.

1. The process of determining the allowable DSH costs eligible for Federal financial participation (FFP) begins with the use of each governmentally-operated hospital's most recently filed Medi-Cal 2552-96 cost report for purposes of Medicaid reimbursement.
2. The total Medicaid managed care and Medicaid psychiatric inpatient and outpatient hospital shortfall and the uninsured hospital inpatient and outpatient costs should be computed by using the most recently filed Medi-Cal 2552-96 cost report.<sup>1</sup>

As discussed in the Interim Medicaid Inpatient Hospital Payment Rate section of this document, the State will adjust the cost used in the Worksheet C computation by adding back allowable interns and residents’ costs to the appropriate cost centers. The State will also adjust the cost for inpatient dental as explained in Step 2 of the Interim Medicaid Inpatient Hospital Payment Rate section for those hospitals that used such adjustment to create the interim Medicaid payment rate and as identified in Attachment D to the Terms and Conditions.

In the cost report apportionment process in the Worksheet D series, auditable Medicaid managed care, Medicaid psychiatric, and uninsured program data (days and charges) will be used to compute the hospital's eligible DSH cost. This data will be submitted to the State. Only hospital inpatient and outpatient program data for medical services eligible for DSH should be included in the apportionment process in Worksheet D series. The program data should be from the period which corresponds to the most recently filed Medi-Cal cost report. Though not part of the standard Medi-Cal 2552, this information provided to the State is subject to the same audit standards and procedures as the data included in the Medi-Cal 2552 cost report.

Uninsured individuals are individuals with no source of third party insurance coverage for the inpatient hospital and outpatient hospital services they receive and as defined in governing federal statute and regulation.

3. All applicable Medicaid inpatient and outpatient hospital revenues, all SNCP payments claimed with respect to the hospital’s expenditures for the provision of inpatient and outpatient hospital services (i.e. the DSH eligible costs claimed for SNCP payments) and any self-pay payments made by or on behalf of uninsured patients for such services, must be offset against the computed cost from Step number 2 above to arrive at the eligible DSH

---

<sup>1</sup> No shortfall related to fee-for-service Medicaid inpatient hospital and /or Medicaid outpatient hospital services is anticipated based on the certification of public expenditures up to total Medicaid inpatient and Medicaid outpatient hospital costs.

## Attachment F

### **Funding and Reimbursement Protocol for Medicaid Inpatient Hospital Cost, Disproportionate Share Hospital Uncompensated Care Cost, and Safety Net Care Pool Hospital Uncompensated Care Cost Claiming**

expenditure. Payments, funding and subsidies made by a state or a unit of local government shall not be offset (e.g., state-only, local-only or state-local health programs). Using CPEs as a funding source, federal matching funds for DSH payments may be claimed up to the hospital's eligible uncompensated costs as determined in this process. Notwithstanding all of the foregoing, for purposes of calculating a hospital's 175% DSH limit only, SNCP payments claimed for the hospital's DSH eligible costs will not be counted as revenue offsets during Demonstration years one and two.

4. The net DSH cost computed above can be trended to current year based on Market Basket update factor(s) or other hospital-related indices as approved by CMS. The net DSH costs may be further adjusted to reflect increases or decreases in costs incurred resulting from changes in operations or circumstances as follows:
  - (i) Inpatient and outpatient hospital costs not reflected in the filed Medi-Cal 2552-96 cost report from which the interim payments are developed, but which would be incurred and reflected on the Medi-Cal 2552-96 cost report for the spending year.
  - (ii) Inpatient and outpatient hospital costs incurred and reflected in the filed Medi-Cal 2552-96 cost report from which the interim payments are developed, but which would not be incurred or reflected on the Medi-Cal 2552-96 cost report for the spending year.

Such costs must be properly documented by the hospital and are subject to review by the State and CMS.

An audit factor may be applied to the filed Medi-Cal 2552-96 cost report to adjust computed cost by the average percentage change from total reported costs to final costs for the three most recent Medi-Cal 2552-96 cost reporting periods for which final determinations have been made. Such percentage must be identified to CMS.

5. The State will identify that portion of the certifiable DSH expenditures computed above that is also eligible as SNCP costs (a maximum of 86.05% of the hospital uninsured costs). The State will identify that portion of the SNCP certifiable expenditures computed above that is also eligible as Disproportionate Share Hospital costs. Annually, the State will separately identify to CMS:
  - (i) Total inpatient and outpatient hospital costs eligible only for SNCP funded by SNCP payments;
  - (ii) Total inpatient and outpatient hospital costs eligible for both DSH and SNCP funded by SNCP payments;
  - (iii) Total inpatient and outpatient hospital costs eligible for both DSH and SNCP funded by DSH payments;

## Attachment F

### **Funding and Reimbursement Protocol for Medicaid Inpatient Hospital Cost, Disproportionate Share Hospital Uncompensated Care Cost, and Safety Net Care Pool Hospital Uncompensated Care Cost Claiming**

- (iv) inpatient and outpatient hospital costs eligible only for DSH funded by DSH payments;
  - (v) Total non-hospital costs funded by SNCP payments.
6. Interim DSH payments can be made based on the eligible DSH expenditure computed above. The interim payments can be on a quarterly or other periodic basis, but such payments must account for all revenue offsets. There will be no duplication of claiming with respect to costs as SNCP certifiable expenditures and DSH certifiable expenditures.

#### **Interim Reconciliation of Interim DSH Payments**

Each governmentally-operated hospital's interim DSH certifiable expenditures will be reconciled based on its filed Medi-Cal 2552-96 cost report for the spending year in which interim payments were made. The State will adjust, as necessary, the aggregate amount of interim DSH funds claimed based on the total DSH certifiable expenditures determined under the interim reconciliations. If, at the end of the interim reconciliation process, it is determined that DSH funding was over-claimed, the overpayment will be properly credited to the federal government.

As discussed in the Interim Medicaid Inpatient Hospital Payment Rate section of this document, the State will adjust the cost used in the Worksheet C computation by adding back allowable interns and residents' costs to the appropriate cost centers. The State will also adjust the cost for inpatient dental as explained in Step 2 of the Interim Medicaid Inpatient Hospital Payment Rate section for those hospitals that used such adjustment to create the interim Medicaid payment rate and as identified in Attachment D to the Terms and Conditions.

In computing the Medicaid managed care and Medicaid psychiatric shortfall and the uninsured hospital inpatient and outpatient cost based on the most recently filed Medi-Cal 2552-96 cost report, the State should use auditable Medicaid managed care, Medicaid psychiatric and uninsured program data (days and charges) for the Worksheet D series apportionment process. Only hospital inpatient and outpatient program data for medical services eligible for DSH should be included in the apportionment process in the Worksheet D series. Though not part of the standard Medi-Cal 2552, this information provided to the State is subject to the same audit standards and procedures as the data included in the Medi-Cal 2552 cost report.

All applicable Medicaid inpatient and outpatient hospital revenues, all SNCP payments claimed with respect to the hospital's expenditures for the provision of inpatient and outpatient hospital services (i.e. the DSH eligible costs claimed for SNCP payments) and any self-pay payments made by or on behalf of uninsured patients for such services, must be offset against the computed cost to arrive at the eligible DSH expenditure. Payments, funding and subsidies made by a state or a unit of local government shall not be offset (e.g., state-only, local-only or state-local health programs). Using CPEs as a funding source, federal matching funds for DSH payments may be claimed up to the hospital's eligible uncompensated costs as determined in this

## Attachment F

### **Funding and Reimbursement Protocol for Medicaid Inpatient Hospital Cost, Disproportionate Share Hospital Uncompensated Care Cost, and Safety Net Care Pool Hospital Uncompensated Care Cost Claiming**

process. Notwithstanding all of the foregoing, for purposes of calculating a hospital's 175% DSH limit only, SNCP payments claimed for the hospital's DSH eligible costs will not be counted as revenue offsets during Demonstration years one and two.

The State will identify that portion of the certifiable DSH expenditures computed above that is also eligible as SNCP costs (a maximum of 86.05% of the hospital uninsured costs). The State will identify that portion of the SNCP certifiable expenditures computed above that is also eligible as Disproportionate Share Hospital costs. Annually, the State will separately identify to CMS:

- (i) Total inpatient and outpatient hospital costs eligible only for SNCP funded by SNCP payments;
- (ii) Total inpatient and outpatient hospital costs eligible for both DSH and SNCP funded by SNCP payments;
- (iii) Total inpatient and outpatient hospital costs eligible for both DSH and SNCP funded by DSH payments;
- (iv) Total inpatient and outpatient hospital costs eligible only for DSH funded by DSH payments;
- (v) Total non-hospital costs funded by SNCP payments.

An audit factor may be applied to the filed Medi-Cal 2552-96 cost report to adjust computed cost by the average percentage change from total reported costs to final costs for the three most recent Medi-Cal 2552-96 cost reporting periods for which final determinations have been made. Such percentage must be identified to CMS.

#### **Final Reconciliation of Interim DSH Payments**

Each governmentally-operated hospital's interim DSH certifiable expenditures (and any interim adjustments) will subsequently be reconciled based on its Medi-Cal 2552-96 cost report as finalized by A&I for purposes of Medicaid reimbursement for the respective cost reporting period. The State will adjust, as necessary, the aggregate amount of interim DSH funds claimed based on the total DSH certifiable expenditures determined under the final reconciliations. If, at the end of the final reconciliation process, it is determined that DSH funding was over-claimed, the overpayment will be properly credited to the federal government.

As discussed in the Interim Medicaid Inpatient Hospital Payment Rate section of this document, the State will adjust the cost used in the Worksheet C computation by adding back allowable interns and residents costs to the appropriate cost centers. The State will also adjust the cost for inpatient dental as explained in Step 2 of the Interim Medicaid Inpatient Hospital Payment Rate section for those hospitals that used such adjustment to create the interim Medicaid payment rate and as identified in Attachment D to the Terms and Conditions.



## Attachment F

### **Funding and Reimbursement Protocol for Medicaid Inpatient Hospital Cost, Disproportionate Share Hospital Uncompensated Care Cost, and Safety Net Care Pool Hospital Uncompensated Care Cost Claiming**

In computing the Medicaid managed care and Medicaid psychiatric shortfall and the uninsured hospital inpatient and outpatient cost based on the finalized Medi-Cal 2552-96 cost report, the State should use auditable Medicaid managed care, Medicaid psychiatric, and uninsured program data (days and charges) for the Worksheet D series apportionment process. Only hospital inpatient and outpatient program data for medical services eligible for DSH should be included in the apportionment process in Worksheet D series. Though not part of the standard Medi-Cal 2552, this information provided to the State is subject to the same audit standards and procedures as the data included in the Medi-Cal 2552 cost report.

All applicable Medicaid inpatient and outpatient hospital revenues, all SNCP payments claimed with respect to the hospital's expenditures for the provision of inpatient and outpatient hospital services (i.e. the DSH eligible costs claimed for SNCP payments) and any self-pay payments made by or on behalf of uninsured patients for such services, must be offset against the computed cost to arrive at the eligible DSH expenditure. Payments, funding and subsidies made by a state or a unit of local government shall not be offset (e.g., state-only, local-only or state-local health programs). Using CPEs as a funding source, federal matching funds for DSH payments may be claimed up to the hospital's eligible uncompensated costs as determined in this process. Notwithstanding all of the foregoing, for purposes of calculating a hospital's 175% DSH limit only, SNCP payments claimed for the hospital's DSH eligible costs will not be counted as revenue offsets during Demonstration years one and two.

The State will identify that portion of the certifiable DSH expenditures computed above that is also eligible as SNCP costs (a maximum of 86.05% of the hospital uninsured costs). The State will identify that portion of the SNCP certifiable expenditures computed above that is also eligible as Disproportionate Share Hospital costs. Annually, the State will separately identify to CMS:

- (i) Total inpatient and outpatient hospital costs eligible only for SNCP funded by SNCP payments;
- (ii) Total inpatient and outpatient hospital costs eligible for both DSH and SNCP funded by SNCP payments;
- (iii) Total inpatient and outpatient hospital costs eligible for both DSH and SNCP funded by DSH payments;
- (iv) Total inpatient and outpatient hospital costs eligible only for DSH funded by DSH payments;
- (v) Total non-hospital costs funded by SNCP payments.

#### NOTES:

- (i) All disproportionate share hospital (DSH) payments, funded through certified public expenditures or otherwise, are subject to the State of California's aggregate DSH allotment.

## Attachment F

### **Funding and Reimbursement Protocol for Medicaid Inpatient Hospital Cost, Disproportionate Share Hospital Uncompensated Care Cost, and Safety Net Care Pool Hospital Uncompensated Care Cost Claiming**

- (ii) Based on the State of California's proposal to certify total Medicaid inpatient and outpatient hospital costs (non-managed care), there would be no fee-for-service Medicaid inpatient and/or outpatient hospital cost "shortfall" for purposes of the hospital-specific DSH limits.
- (iii) For California's DSH hospitals that qualify for 175% DSH payment under the Benefits, Improvements, and Protections Act of 2000, during waiver years one and two, for the specific purpose of computing 175% of the OBRA 1993 hospital-specific uncompensated care cost (UCC) limit, UCC is computed without an offset for Safety Net Care Pool (SNCP) claims made for the uninsured. However, the combination of SNCP funds and DSH funds that are claimed will not exceed 175 percent of UCC (for those hospitals subject to the 175 percent authority), to ensure no duplication of claiming. For purposes of the preceding sentence, each hospital's SNCP certifiable expenditures (excluding costs that are ineligible for DSH claiming) that are actually used by the State for claiming SNCP funds shall be counted against the above hospital-specific claiming limits, rather than the amounts actually distributed to the hospital by the State.
- (iv) Claims that are based on CPEs of qualifying UCC (determined as described in this document) may be submitted for Federal reimbursement from a combination of SNCP and DSH funds, at the State's discretion. The State may also claim federal DSH funds with respect to DSH payments made to hospitals equivalent to costs between 100 and 175 percent of eligible UCC, regardless of whether the combined amount of DSH and SNCP funds have been claimed based on CPEs to 100 percent of the hospital's UCC, provided that 100 percent of UCC has been certified as actually expended. There will be no duplication of UCC claimed for SNCP and DSH reimbursement.

**Attachment F – Supplement 1  
Funding and Reimbursement Protocol for  
Claiming Against the Safety Net Care Pool (SNCP)**

**SNCP Payments – Physician and Non Physician Professional Services**

To determine a government-operated hospital's allowable physician and non-physician professional service costs eligible for SNCP reimbursement when such costs are funded by a State through the certified public expenditure (CPE) process, the following steps must be taken to ensure Federal financial participation.

The purpose of interim SNCP payments for physician and non-physician practitioner professional costs is to provide an interim payment that will approximate the SNCP costs eligible Federal financial participation through the CPE process. This computation of establishing interim physician and non-physician practitioner professional services payments funded by CPEs must be performed on an annual basis and in a manner consistent with the instruction below.

The government-operated hospitals identified in Attachment C and the government operated entities with which they are affiliated, including their affiliated government-operated physician practice groups, are eligible providers.

The eligible SNCP costs are uncompensated costs incurred by each provider described above for the furnishing of physician and non-physician professional services to uninsured individuals in accordance with STCs Items 43 – 50.

Eligible professional costs are reported on the designated hospitals' Medi-Cal 2552 cost report and, in the case of the University of California (UC) hospitals, the UC School of Medicine physician/non-physician practitioner cost report as approved by the Centers for Medicare & Medicaid Services.

1. Non-UC Provider Steps

- a. The professional component of physician costs are identified from each hospital's most recently filed Medi-Cal 2552 cost report Worksheet A-8-2, Column 4. These professional costs are:
  1. Limited to allowable and auditable physician compensations that have been incurred by the hospital;
  2. For the professional, direct patient care furnished by the hospital's physicians in all applicable sites of service, including sites that are not owned or operated by an affiliated government entity;
  3. Identified as professional costs on Worksheet A-8-2, Column 4 of the cost report of the hospital claiming payment (or, for registry physicians only, Worksheet A-8, if the physician professional compensation cost is not reported by the hospital on Worksheet A-8-2 because the registry physicians are contracted solely for direct patient care activities (i.e., no administrative, teaching, research, or any other provider component or non-patient care activities));

**Attachment F – Supplement 1**  
**Funding and Reimbursement Protocol for**  
**Claiming Against the Safety Net Care Pool (SNCP)**

**SCNP Payments – Physician and Non Physician Professional Services**

4. Supported by a time study, accepted by Medicare for Worksheet A-8-2 reporting purposes, that identified the professional, direct patient care activities of the physicians (not applicable to registry physicians discussed above); and
  5. Removed from hospital costs on Worksheet A-8.
- b. The professional costs on Worksheet A-8-2, Column 4 (or Worksheet A-8 for registry physicians) are subject to further adjustments and offsets, including any necessary adjustment to bring the costs in line with Medicare cost principles. However, Medicare physician reasonable compensation equivalents are not applied for uninsured physician professional cost determination purposes. There will be revenue offsets to account for revenues received for services furnished by such professionals to non-patients (patients whom the hospital does not directly bill for) and any other applicable non-patient care revenues that were not previously offset or accounted for by the application of time study.
- c. Reimbursement for other professional practitioner service costs that have also been identified and removed from hospital costs on the Medi-Cal cost report. The practitioner types to be included are:
- (1) Certified Registered Nurse Anesthetists
  - (2) Nurse Practitioners
  - (3) Physician Assistants
  - (4) Dentists
  - (5) Certified Nurse Midwives
  - (6) Clinical Social Workers
  - (7) Clinical Psychologists
  - (8) Optometrists
- d. To the extent these practitioners' professional compensation costs are not included in Worksheet A-8-2, Column 4, but are removed from hospital costs through an A-8 adjustment on the Medi-Cal cost report, these costs may be recognized if they meet the following criteria:
1. the practitioners must engage in the direct provision of care in addition to being Medicaid-qualified practitioners for whom the services are billable under Medi-Cal separate from hospital services;
  2. for all non physician practitioners there must be an identifiable and auditable data source by practitioner type;
  3. a CMS-approved time study must be employed to allocate practitioner compensation between clinical and non-clinical costs; and

**Attachment F – Supplement 1**  
**Funding and Reimbursement Protocol for**  
**Claiming Against the Safety Net Care Pool (SNCP)**

**SNCP Payments – Physician and Non Physician Professional Services**

4. the clinical costs resulting from the CMS-approved time study are subject to further adjustments and offsets, including adjustments to bring the costs in line with Medicare cost principles and offset of revenues received for services furnished by such practitioners to non-patients (patients for whom the hospital does not directly bill for) and other applicable non-patient care revenues that were not previously offset or accounted for by the application of CMS-approved time study.

The resulting net clinical non-physician practitioner compensation costs are allowable costs. The compensation costs for each non-physician practitioner type are identified separately.

- e. Professional costs incurred for freestanding clinics (clinics that are not recognized as hospital outpatient departments on the 2552) are separately reimbursable as clinic costs and therefore are not included in this protocol.
- f. Hospitals may additionally include physician support staff compensation, data processing, and patient accounting costs as physician-related costs to the extent that:
  1. these costs are removed from hospital inpatient and outpatient costs because they have been specifically identified as costs related to physician professional services;
  2. they are directly identified on ws A-8 as adjustments to hospital costs;
  3. they are otherwise allowable and auditable provider costs; and
  4. they are further adjusted for any non-patient-care activities such as research based on physician time studies.

If these are removed as A-8 adjustments to the hospital's general service cost centers, these costs should be stepped down to the physician cost centers based on the accumulated physician professional compensation costs. Other than the physician and non-physician practitioner compensation costs and the A-8 physician-related adjustments discussed above, no other costs are allowed.

- g. Total billed professional charges by cost center related to physician services are identified from hospital records. Similarly, for each non-physician practitioner type, the total billed professional charges are identified from hospital records. Los Angeles County hospitals, due to their all-inclusive billing limitations, do not have itemized physician or non-physician practitioner charges. Therefore, these hospitals are to use the hospital RVU system to apportion professional costs to uninsured services under the SNCP claiming; this is the same RVU system as that used by Los Angeles County hospitals for Medicare and Medi-Cal cost reporting

**Attachment F – Supplement 1**  
**Funding and Reimbursement Protocol for**  
**Claiming Against the Safety Net Care Pool (SNCP)**

**SCNP Payments – Physician and Non Physician Professional Services**

purposes. Where charges are mentioned in this paragraph and later paragraphs in this subsection, Los Angeles County will use its RVUs.

- h. A physician cost to charge ratio for each cost center is calculated by dividing the total costs for each cost center as established in paragraphs a-f of subsection 1 by the total billed professional charges for each cost center as established in paragraph g of subsection 1. For each non-physician practitioner type, a cost to charge ratio is calculated by dividing the total costs for each practitioner type as established in paragraphs a-f of subsection 1 by the total billed professional charges for each practitioner type as established in paragraph g of subsection 1.

- i. The total professional charges for each cost center related to eligible uninsured physician services, billed directly by the hospital, are identified using auditable hospital financial records. Hospitals must map the charges to their cost centers using information from their hospital billing systems. Each charge may only be mapped to one cost center to prevent duplicate mapping and claiming. These charges must be associated with services furnished during the period covered by the latest as-filed cost report.

For each non-physician practitioner type, the eligible uninsured professional charges, billed directly by the hospital, are identified using auditable hospital financial records. Hospitals must map the charges to non-physician practitioner type using information from their hospital billing systems. Each charge may only be mapped to one practitioner type to prevent duplicate mapping and claiming. These charges must be associated with services furnished during the period covered by the latest as-filed cost report.

- j. The total uninsured costs related to physician practitioner professional services are determined for each cost center by multiplying total uninsured charges as established in paragraph i of subsection 1 by the respective cost to charge ratio for the cost center as established in paragraph h of subsection 1.

For each non-physician practitioner type, the total uninsured costs related to non-physician practitioner professional services are determined by multiplying total uninsured charges as established in paragraph i of subsection 1 by the respective cost to charge ratios as established in paragraph h of subsection 1.

- k. The total uninsured costs eligible for SNCP claiming are determined by subtracting all revenues received for the uninsured physician/practitioner services from the uninsured costs as established in paragraph j of subsection 1. The amount of the SNCP interim payment will be based on the costs for the period coinciding with the latest as-filed cost report; the data sources for uninsured

**Attachment F – Supplement 1**  
**Funding and Reimbursement Protocol for**  
**Claiming Against the Safety Net Care Pool (SNCP)**

**SNCP Payments – Physician and Non Physician Professional Services**

claims are from the auditable hospital records. All revenues received (other than the SNCP professional payments being computed here in this section) for the uninsured professional services will be offset against the computed cost; these revenues include payments from or on behalf of patients and payments from other payers. The total SNCP certifiable expenditures as computed above should be reduced by 13.95% to account for non-emergency care furnished to unqualified aliens. The costs of non-emergency care furnished to unqualified aliens are eligible for federal matching funds under the DSH program only.

1. The uninsured physician/practitioner amount computed in paragraph k of subsection 1 above can be trended to current year based on Market Basket update factor(s) or other medical care-related indices as approved by CMS. The uninsured amount may be further adjusted to reflect increases and decreases in costs incurred resulting from changes in operations or circumstances as follows:

1. Physician/practitioner costs not reflected on the filed physician/practitioner cost report from which the interim supplemental payments are developed, but which would be incurred and reflected on the physician/practitioner cost report for the spending year.

2. Physician/practitioner costs incurred and reflected on the filed physician/practitioner cost report from which the interim supplemental payments are developed, but which would not be incurred or reflected on the physician/practitioner cost report for the spending year.

Such costs must be properly documented by the hospital and subject to review by the State and CMS. The result is the uninsured physician/practitioner amount to be used for interim SNCP payment purposes.

2. UC Provider Steps

- a. The physician compensation costs are identified from each UC School of Medicine's trial balance and reported on a CMS-approved UC physician/practitioner cost report. These professional compensation costs are limited to identifiable and auditable costs that have been incurred by the UC School of Medicines' physician practice group(s) for the professional patient care furnished in all applicable sites of service, including services rendered at non-hospital physician office sites operated by the UC practice groups and at sites not owned or operated by the UC for which the UC practice group bills for and collects payment.

**Attachment F – Supplement 1  
Funding and Reimbursement Protocol for  
Claiming Against the Safety Net Care Pool (SNCP)**

**SNCP Payments – Physician and Non Physician Professional Services**

The physician compensation costs are reduced by National Institute of Health (NIH) grants to the extent the research activities component is not removed via physician time studies.

- b. On the UC physician cost report, these physician compensation costs net of NIH grants as applicable, reported by cost centers/departments, are then allocated between clinical and non-clinical activities using a CMS-approved time-study. Prior to July 1, 2008, the UCs may use a CMS-approved benchmark RVU methodology in lieu of the CMS-approved time study to allocate UC physician compensation costs between clinical and non-clinical activities only. The result of the CMS-approved time study (or the benchmark RVU methodology before July 1, 2008) is the physician compensation costs pertaining only to clinical, patient care activities.
- c. The physician clinical costs are subject to further adjustments and offsets, including any necessary adjustment to bring the costs in line with Medicare cost principles. However, Medicare physician reasonable compensation equivalents are not applied for uninsured professional cost determination purposes. There will be offset of revenues received for services furnished by such professionals to non-patients (patients for whom the UC does not directly bill for) and other applicable non-patient care revenues that were not previously offset or accounted for by the application of the CMS-approved time study.
- d. Reimbursement for non-physician practitioner compensation costs will also be included. The practitioner types to be included on the UC physician/practitioner cost reports are:
  - (1) Certified Registered Nurse Anesthetists
  - (2) Nurse Practitioners
  - (3) Physician Assistants
  - (4) Dentists
  - (5) Certified Nurse Midwives
  - (6) Clinical Social Workers
  - (7) Clinical Psychologists
  - (8) Optometrists
- e. These non-physician practitioner compensation costs are recognized if they meet the following criteria:
  - (1) the practitioners must engage in the direct provision of care in addition to being Medicaid-qualified practitioners for whom the services are billable under Medi-Cal separate from hospital services;



**Attachment F – Supplement 1**  
**Funding and Reimbursement Protocol for**  
**Claiming Against the Safety Net Care Pool (SNCP)**

**SNCP Payments – Physician and Non Physician Professional Services**

- (2) the non-physician practitioner compensation costs are derived from an identifiable and auditable data source by practitioner type;
- (3) a CMS approved time study will be employed to allocate practitioner compensation between clinical and non-clinical costs;
- (4) the clinical costs resulting from the CMS-approved time study are subject to further adjustments and offsets, including adjustments to bring the costs in line with Medicare cost principles and offset of revenues received for services furnished by such practitioners to non-patients (patients for whom the UC does not directly bill for) and other applicable non-patient care revenues that were not previously offset or accounted for by the application of the CMS-approved time study.

The resulting net clinical non-physician practitioner compensation costs are allowable costs. Each non-physician practitioner type is reported in its own cost center on the UC physician/practitioner cost report.

- f. The above physician or non-physician practitioner compensation costs must not be duplicative of any costs claimed on the UC hospital cost reports.
- g. Additional costs that can be recognized as professional direct costs are costs for non-capitalized medical supplies and equipments used in the furnishing of direct patient care.
- h. Overhead costs will be recognized through the application of each UC's cognizant agency-approved rate for indirect costs. The indirect rate will be applied to the total direct cost, calculated above, based on each center/department's physician and/or non-physician practitioner compensation costs determined to be eligible for Medicaid reimbursement and identifiable medical supply/equipment costs to arrive at total allowable costs for each cost center.

Other than the direct costs defined above and the application of an approved indirect rate, no other costs are allowed.

- i. Total billed professional charges by cost center related to physician services are identified from provider records. Similarly, for each non-physician practitioner type, the total billed professional charges are identified from provider records.
- j. A physician cost to charge ratio for each cost center is calculated by dividing the total costs for each cost center as established in paragraphs a-h of subsection 2 by the total billed professional charges for each cost center as established in paragraph i of subsection 2. For each non-physician practitioner type, a cost to charge ratio is calculated by dividing the total costs for each practitioner type as

**Attachment F – Supplement 1**  
**Funding and Reimbursement Protocol for**  
**Claiming Against the Safety Net Care Pool (SNCP)**

**SNCP Payments – Physician and Non Physician Professional Services**

established in paragraphs a-h of subsection 2 by the total billed professional charges for each practitioner type as established in paragraph i of subsection 2.

- k. The total professional charges for each cost center related to eligible uninsured physician services, billed directly by UC, are identified using auditable UC financial records. UCs must map the claims to their cost centers using information from their billing systems. Each charge must be mapped to only one cost center to prevent duplicate mapping and claiming. These charges must be associated with services furnished during the period covered by the latest as-filed cost report.

For each non-physician practitioner type, the eligible uninsured professional charges, billed directly by the UC, are identified using auditable UC financial records. UCs must map the claims to non-physician practitioner type using information from their billing systems. Each charge must only be mapped to one practitioner type to prevent duplicate mapping and claiming. These charges must be associated with services furnished during the period covered by the latest as-filed cost report.

- l. The total uninsured costs related to physician practitioner professional services are determined for each cost center by multiplying total uninsured charges as established in paragraph k of subsection 2 by the respective cost to charge ratio for the cost center as established in paragraph j of subsection 2.

For each non-physician practitioner type, the total uninsured costs related to non-physician practitioner professional services are determined by multiplying total uninsured charges as established in paragraph k of subsection 2 by the respective cost to charge ratios as established in paragraph j of subsection 2.

- m. The total uninsured costs eligible for SNCP claiming are determined by subtracting all revenues received for uninsured physician practitioner services from the uninsured costs as established in paragraph l of subsection 2. The amount of the SNCP interim payment will be based on the costs for the period coinciding with the latest as-filed cost report; the data sources for uninsured claims are from the auditable UC records. All revenues received (other than the SNCP professional payments being computed here in this section) for the uninsured professional services will be offset against the computed cost; these revenues include payments from or on behalf of patients and payments from other payers. The total SNCP certifiable expenditures as computed above should be reduced by 13.95% to account for non-emergency care furnished to unqualified aliens. The costs of non-emergency care furnished to unqualified aliens are eligible for federal matching funds under the DSH program only.

**Attachment F – Supplement 1**  
**Funding and Reimbursement Protocol for**  
**Claiming Against the Safety Net Care Pool (SNCP)**

**SNCP Payments – Physician and Non Physician Professional Services**

- n. The uninsured physician/practitioner amount computed in paragraph m above can be trended to current year based on Market Basket update factor(s) or other medical care-related indices as approved by CMS. The uninsured amount may be further adjusted to reflect increases and decreases in costs incurred resulting from changes in operations or circumstances as follows:
- (1) Physician/practitioner costs not reflected on the filed physician/practitioner cost report from which the interim supplemental payments are developed, but which would be incurred and reflected on the physician/practitioner cost report for the spending year.
  - (2) Physician/practitioner costs incurred and reflected on the filed physician/practitioner cost report from which the interim supplemental payments are developed, but which would not be incurred or reflected on the physician/practitioner cost report for the spending year.

Such costs must be properly documented by the UCs and subject to review by the State and CMS. The result is the uninsured physician/practitioner amount to be used for interim SNCP payment purposes.

**Interim Reconciliation of Physician and Non-Physician Practitioner Professional Services Payments to Hospitals**

The physician and non-physician practitioner SNCP payments determined under subsections 1 and 2, which are paid for services furnished during the applicable state fiscal year, are reconciled to the as-filed Medi-Cal 2552 and UC physician/practitioner cost reports for the same year once the cost reports have been filed with the State. The UC physician/practitioner cost report should be filed, reviewed, and finalized by the State in a manner and timeframe consistent with the Medi-Cal hospital cost report process. If, at the end of the interim reconciliation process, it is determined that a provider received an overpayment, the overpayment will be properly credited to the federal government; if a provider was underpaid, and the provider will receive an adjusted payment amount. For purposes of this reconciliation the same steps as outlined for the interim payment method are carried out except as noted below:

1. For the determinations made under paragraphs a through h of subsection 1 and paragraphs a through j of subsection 2 of Section C, the costs and charges from the as-filed physician/practitioner cost report for the expenditure year are used.
2. For the determinations made under paragraph i of subsection 1 and paragraph k of subsection 2, uninsured professional charges for covered services furnished during the applicable fiscal year are used. The State will perform those tests necessary to determine the reasonableness of the uninsured physician/practitioner charges from the as-filed physician/practitioner cost report. Only eligible uninsured data related to the furnishing

**Attachment F – Supplement 1  
Funding and Reimbursement Protocol for  
Claiming Against the Safety Net Care Pool (SNCP)**

**SNCP Payments – Physician and Non Physician Professional Services**

of physician/practitioner professional medical services should be used in the apportionment process.

3. For the determinations made under paragraph k of subsection 1 and paragraph m of subsection 2, uninsured professional services furnished during the applicable state fiscal year are used.

**Final Reconciliation of Physician and Non-Physician Practitioner Professional Services Payments to Hospitals**

Once the Medi-Cal 2552 and the UC physician/practitioner cost report for the expenditure year have been finalized by the State, a reconciliation of the finalized costs to all SNCP payments made for the same period will be carried out, including adjustments for overpayments and underpayments if necessary. The same method as described for the interim reconciliation will be used except that the finalized Medi-Cal 2552 and UC physician/practitioner cost amounts and updated uninsured data will be substituted as appropriate. If, at the end of the final reconciliation process, it is determined that a hospital received an overpayment, the overpayment will be properly credited to the federal government.

The following shall apply to determine the allowable costs of providing services to uninsured individuals in government owned or operated non-hospital clinics (i.e., clinics that are not hospital outpatient departments), for purposes of calculating certified public expenditures that may be used to claim federal financial participation (FFP) from the Safety Net Care Pool (SNCP).

**Cost Finding Methodology – General Provisions**

Costs, as determined under this Supplement, will be computed in accordance with Title 42 of the Code of Federal Regulations (CFR) Part 413; the Provider Reimbursement Manual (CMS Pub. 15-1); and other applicable federal directives that establish principles and standards for determining allowable costs and the methodology for allocating and apportioning those expenses to the uninsured program, except as expressly modified in this Supplement.

The allowable SNCP non-hospital clinic costs determined under this methodology include direct, ancillary, physician/non physician practitioner, and overhead costs, which are incurred in providing health care services that are not identified as hospital services under the Special Terms and Conditions and applicable State law to uninsured beneficiaries in eligible facilities, and determined to be allowable under the regulations and publications specified above.

Allowable non-hospital clinic costs will be derived from the clinic's general ledger and reported on the approved clinic cost reporting forms. General ledger supporting schedules which group costs into direct service and overhead cost centers will accompany the filed clinic cost reports. Direct service costs and overhead expenses will be reported on separate cost center lines, and non-allowable costs will either be reclassified to non-reimbursable cost centers or removed

**Attachment F – Supplement 2**  
**Funding and Reimbursement Protocol for**  
**Claiming Against the Safety Net Care Pool (SNCP)**

**Determination of Allowable SNCP Costs for Services Provided to Uninsured Individuals in Government owned and Operated Non-hospital Clinics**

through discrete adjustments. Reclassifications and adjustments to the working trial balance, including the assignment of costs to non-reimbursable cost centers, or and the discrete disallowance of expenses, will be recorded on supporting schedules which will be submitted with the approved cost reporting forms.

Clinic overhead costs will be equitably allocated to non-allowable activities based on the use of such overhead costs by the non-allowable activities.

The allowable costs for non-hospital clinic services provided to uninsured patients will be based on the clinic's cost report which includes data for visits. The clinic cost report will determine the per-visit cost for a patient. For the purposes of determining the per-visit cost, a "visit" is defined as a face-to-face encounter between a clinic patient and health professional pursuant to paragraph F, below, for which the services provided have been documented.

The per-visit cost will be multiplied by the number of uninsured visits to determine the total uninsured costs for the clinic.

The total uninsured costs for the non-hospital clinics computed above must be offset by any payments received by the clinic from or on behalf of the patient for such uninsured clinic services. For purposes of the preceding sentence, payments and other funding and subsidies made by a state or local government (e.g., state-only, local-only, or joint state-local health programs) for services provided to indigents shall not be offset.

The net uninsured costs computed above will be reduced by 13.95 percent to account for non-emergency care furnished to unqualified aliens.

Interim SNCP certified expenditures for non-hospital clinic services will be determined for each fiscal period pursuant to the steps outlined above using the most recently available clinic cost report (if appropriate trended to the current year based on Market Basket update factor(s) or other health care related indices as approved by CMS), that are submitted to the State in conjunction with the Interim Hospital Payment Rate Workbook.

**Interim Reconciliation**

The certified expenditures for non-hospital clinic services for each fiscal period will be subject to an interim reconciliation. Allowable costs will be computed pursuant to the steps described in subparagraphs A.1 through A.8, above, using cost, visit, and payment data from each clinic's as-filed cost report and other supplemental data for the applicable fiscal period that are submitted to the State in conjunction with the Interim Hospital Payment Rate Workbook.

The State may, if appropriate, make adjustments to costs reported on the as-filed cost report based on the results of the most recently completed audit, settlement or appeal determination of a prior year cost report.

The State will adjust the amount of SNCP funds claimed and any overpayment will be credited to the federal government.

**Final Reconciliations**

**Attachment F – Supplement 2**  
**Funding and Reimbursement Protocol for**  
**Claiming Against the Safety Net Care Pool (SNCP)**

**Determination of Allowable SNCP Costs for Services Provided to Uninsured Individuals in Government owned and Operated Non-hospital Clinics**

The certified expenditures for non-hospital clinic services for each fiscal period will be subject to a final reconciliation. Allowable costs will be computed pursuant to the steps described in subparagraphs A.1 through A.9, above, using cost, visit, and payment data from the clinic's cost report for the applicable fiscal period and other supplemental data for the period submitted in conjunction with the Interim Hospital Payment Rate Workbook that is finalized by the State during its audit and settlement process..

The State will adjust the amount of SNCP funds claimed and any overpayment will be credited to the federal government.

**Eligible Clinic Reporting Requirements**

The governmental entity that reports on behalf of any eligible non-hospital clinic must do all of the following:

Report costs annually on cost reporting forms approved by the State. The clinics will use clinic cost reporting forms that are modeled on the CMS approved Federally Qualified Health Center (FQHC) cost reporting form, and that have been approved by the State and CMS.

Complete the cost report which is due five months after the fiscal period in order to submit the annual workbook and cost certification to the State in a timeframe specified by the State.

Provide evidence supporting the cost report and the cost determination as specified by the State. Keep, maintain and have readily retrievable, such records as specified by the State to fully disclose reimbursement amounts to which the eligible clinic is entitled, and any other records required by CMS.

**Definition of Visit**

For the purposes of determining the per-visit cost pursuant to paragraph A, above, a "visit" is defined as a face-to-face encounter between a clinic patient and a physician, physician assistant, nurse practitioner, clinical psychologist, or licensed clinical social worker, hereafter referred to as a "health professional." For purposes of this paragraph E, "physician" includes the following:

- (a) A doctor of medicine or osteopathy authorized to practice medicine and surgery by the State and who is acting within the scope of his/her license.
- (b) A doctor of podiatry authorized to practice podiatric medicine by the State and who is acting within the scope of his/her license.
- (c) A doctor of optometry authorized to practice optometry by the State and who is acting within the scope of his/her license.

**Attachment F – Supplement 2  
Funding and Reimbursement Protocol for  
Claiming Against the Safety Net Care Pool (SNCP)**

**Determination of Allowable SNCP Costs for Services Provided to Uninsured Individuals in  
Government owned and Operated Non-hospital Clinics**

(d) A doctor of chiropractics authorized to practice chiropractics by the State and who is acting within the scope of his/her license.

(e) A doctor of dental surgery (dentist) authorized to practice dentistry by the State and who is acting within the scope of his/her license.

Inclusion of a professional category within the term “physician” is for the purpose of determining a per visit cost, and not for the purpose of defining the types of services that these professionals may render during a visit (subject to the appropriate license).

Encounters with more than one health professional and multiple encounters with the same health professional that take place on the same day and at a single location constitute a single visit. More than one visit may be counted on the same day (which may be at a different location) in either of the following situations:

(a) When the clinic patient, after the first visit, suffers illness or injury requiring another diagnosis or treatment, two visits may be counted.

(b) When the clinic patient is seen by a dentist and sees any one of the following providers: physician (as defined in subparagraphs (1)(a) through (1)(e), above), physician assistant, nurse practitioner, clinical psychologist, or licensed clinical social worker, two visits may be counted.

**Attachment F – Supplement 3**  
**Funding and Reimbursement Protocol for**  
**Claiming Against the Safety Net Care Pool (SNCP)**  
**Determination of Allowable Costs to Uninsured Individuals in Designated State Health Programs**

The Special Terms and Conditions (STCs) for California’s Bridge to Reform section 1115(a) Medicaid Demonstration, approved by the federal Centers for Medicare and Medicaid Services (CMS) on November 2, 2010, allow the State to use allowable costs in Designated State Health Programs (DSHPs) incurred from November 1, 2010 through October 31, 2015 for federal claiming against the Safety Net Care Pool (SNCP).

DSHPs, as described under this Supplement, have two components, State Only Medical Programs (SOMPs) and Workforce Development Programs (WDPs). SOMPs are the following eleven programs funded with state and/or local funds:

California Children Services (CCS);  
Genetically Handicapped Persons Program (GHPP);  
Medically Indigent Adult Long-Term Care (MIA/LTC);  
Breast & Cervical Cancer Treatment Program (BCCTP);  
County Medical Services Program (CMSP) – for the period November 1, 2010 through December 31, 2011;  
Expanded Access to Primary Care (EAPC);  
AIDS Drug Assistance Program (ADAP);  
County Mental Health Services for the Uninsured (CMHS);  
Every Woman Counts (EWC); Prostate Cancer Treatment Program (PCTP);  
Department of Developmental Services (DDS)

The allowable costs incurred in the SOMPs for claiming against the SNCP relate strictly to expenditures for uncompensated care provided to individuals with no sources of third party insurance coverage. All costs claimed must be reasonable, allowable, and allocable under OMB Circular A-87.

To determine allowable SNCP costs and the associated SNCP reimbursement when such costs are incurred by the State and/or the local government as certified public expenditures (CPEs), the following steps must be taken to ensure federal financial participation (FFP):

**I. CERTIFIED PUBLIC EXPENDITURES – DETERMINATION OF ALLOWABLE COSTS FOR CCS, GHPP, MIA/LTC, BCCTP, CMSP, EAPC, ADAP, EWC, PCTP, and DDS**

**A. General Provisions**

Program costs, for each program described above, mean the total expenditures incurred in the State Fiscal Year (SFY) ended June 30 from all the funding sources. Allowable DSHP expenditures will be applied against each Demonstration Year using the date of service information from each paid claim.

Net program costs are program costs for health care services only.



**Attachment F – Supplement 3**  
**Funding and Reimbursement Protocol for**  
**Claiming Against the Safety Net Care Pool (SNCP)**  
**Determination of Allowable Costs to Uninsured Individuals in Designated State Health**  
**Programs**

DSHP costs, for each program described above, are net program costs funded by the State and/or local funds.

Allowable DSHP costs are DSHP costs for health care services which are allowable under section 1905(a) of the Social Security Act, rendered to the uninsured population.

Allowable SNCP costs, for each program described above, except for CMSP, are limited to the allowable DSHP costs incurred for the months of Demonstration Year (DY) per the STCs. Allowable SNCP costs for CMSP are limited to the allowable DSHP costs incurred for the period of November 1, 2010 through December 31, 2011.

For the purpose of interim claiming, the estimated program costs for each SFY are the budget amount of Fund Appropriation for the applicable fiscal period that the State and other funding authorities commit to each SOMP. The estimated program cost for each fiscal period is reduced by funding for administrative activities to arrive at estimated net program cost. Estimated net program cost is reduced by budgeted funding from non-State, non-local sources to arrive at estimated DSHP cost. Estimated DSHP cost is multiplied by an interim allocation percentage to arrive at the estimated allowable SNCP cost for the fiscal period.

For SFY 2010-11, the interim allocation percentage, for each program described above, is the ratio of total allowable SNCP costs from November 1 to June 30 of the prior period to the total twelve-month DSHP costs of the prior period.

For SFYs 2011-12, 2012-13, and 2014-15, the interim allocation percentage, for each program described above, is the ratio of total allowable SNCP costs from July 1 to June 30 of the prior period to the total twelve-month DSHP costs of the prior period.

For SFY 2015-16, the interim allocation percentage, for each program described above, is the ratio of total allowable SNCP costs from July 1 to October 31 of the prior period to the total twelve-month DSHP costs of the prior period

Costs associated with providing non-emergency services to non-qualified aliens cannot be claimed against the SNCP. To implement this limitation, 13.95 percent of total certified public expenditures for services to uninsured individuals will be treated as expended for non-emergency care to non-qualified aliens. The State will implement this requirement for the following DSHPs:

- CCS, GHPP, CMSP, EAPC, ADAP, EWC, PCTP, and DDS– A 13.95 percent reduction factor is applied to the total certified SNCP expenditures before costs are claimed.
- MIA/LTC and BCCTP - No reduction factor is applied to the total certified SNCP expenditures before costs are claimed. There are no unqualified aliens receiving services

**Attachment F – Supplement 3**  
**Funding and Reimbursement Protocol for**  
**Claiming Against the Safety Net Care Pool (SNCP)**  
**Determination of Allowable Costs to Uninsured Individuals in Designated State Health**  
**Programs**

under the MIA/LTC program. Expenditures related to non-emergency services for unqualified aliens under the BCCTP will be identified and excluded by aid codes.

**B. Program Description**

**California Children Services (CCS)**

CCS provides diagnostic and treatment services, medical case management, and physical and occupational therapy health care services to children under 21 years of age.

**Genetically Handicapped Persons Program (GHPP)**

GHPP provides comprehensive health care coverage for persons over 21 years of age with specified genetic disease, including cystic fibrosis, hemophilia, sickle cell diseases and thalassemia, and chronic degenerative neurological diseases.

**Medically Indigent Adult Long-Term Care (MIA/LTC)**

MIA/LTC provides the medically necessary services required as part of the patient's day-to-day plan of care in the long-term care facility, including pharmacy, support surface and therapies.

**Breast and Cervical Cancer Treatment Program (BCCTP)**

BCCTP provides cancer treatments for eligible low-income California (CA) residents who are screened by Cancer Detection Program and Family Planning, Access, Care and Treatment (Family PACT).

\* Eligibility

**CCS:** A child under 21 years old with family income of \$40,000 or less is a resident of CA and has out-of-pocket medical expenses expected to be more than 20% of family adjusted gross income.

**GHPP:** California residents ages 21 years or older have genetic conditions specified in the CA Code of Regulations, Title 17, Section 2932.

**MIA/LTC:** Individuals age 21 or older and under 65 year of age who do not have linkage to another program and who are US citizens or legal residents and are residing in a Nursing Facility Level A or B.

**BCCTP:** A CA resident, who is male of any age or any immigration status, a female under 65 years of age with non-citizen or unsatisfactory immigration status, or a female 65 years of age or older, has been screened and found in need of treatment for breast and/or cervical cancer, follow-up care for cancer or precancerous cervical lesions/conditions.

\* Funding Sources/Flow

CCS, GHPP, MIA/LTC, and BCCTP are State-Only funded programs and funded by the State General Funds. The State fiscal intermediary pays the program claims.

\* DSHP Costs

**Attachment F – Supplement 3**  
**Funding and Reimbursement Protocol for**  
**Claiming Against the Safety Net Care Pool (SNCP)**  
**Determination of Allowable Costs to Uninsured Individuals in Designated State Health**  
**Programs**

CCS, GHPP, MIA/LTC and BCCTP services are Medicaid-like services. The total program costs for each program funded by the State General Fund for the uninsured population will be used to determine allowable DSHP costs for SNCP reimbursement.

**\* Report Format**

CCS, GHPP, MIA/LTC, and BCCTP program costs will be compiled from the State fiscal intermediary Paid Claims Data using the specific Aid Codes to identify eligibility and the specific Billing Provider Type to identify the services types by date of services.

**County Medical Services Program (CMSP)**

CMSP provides comprehensive health care services, including hospital inpatient and outpatient services, professional medical services, pharmacy, dental, and vision services, to medically indigent adults residing in California counties. Excluded benefits under CMSP include pregnancy-related services, long-term care or skilled nursing facility services, psychological services provided by non-psychiatrist providers, and methadone maintenance services.

**\* Eligibility**

California residents ages 21 through 64 who are citizens of the US, national of the US, or an alien lawfully admitted for permanent residence, reside in a CMSP participating county, have an income at or below 200 percent of the federal poverty level (FPL), and who are not eligible for Medi-Cal benefits and are not otherwise insured.

**\* Funding Sources/Flow**

Currently, CMSP is funded exclusively by State Realignment funds (motor vehicles license fees and sales taxes) and county general funds. All CMSP funds are permissible sources for the non-federal share of payments under the SNCP. The CMSP Governing Board, through its contractors, is responsible for providing policy direction, setting program eligibility requirements, determining the scope of covered health care benefits, and setting the payment rates paid to health care providers. The State Realignment revenue allocated to CMSP is directly deposited into a Governing Board account used to pay CMSP program cost. The authorized contractors issue checks from the Governing Board account for the payment of claims.

**\* DSHP Costs**

CMSP services are Medicaid-like services. CMSP total program costs funded by State Realignment funds and county general funds will be used to determine allowable DSHP costs for SNCP reimbursement.

**\* Report Format**

CMSP program costs will be compiled from CMSP Paid Claims Data using specific Aid Codes to identify eligibility and Billing Provider Type to identify the service category by date of services.

**Attachment F – Supplement 3**  
**Funding and Reimbursement Protocol for**  
**Claiming Against the Safety Net Care Pool (SNCP)**  
**Determination of Allowable Costs to Uninsured Individuals in Designated State Health**  
**Programs**

**Expanded Access to Primary Care Program (EAPC)**

EAPC was established to improve the quality and expand the access of outpatient health care for medically indigent persons residing in under-served areas of California. The program reimburses community-based primary care clinics, which are primarily Federally Qualified Health Centers (FQHCs) or rural health centers, for uncompensated care visits on a per visit basis. Primary care clinics are funded by EAPC for the delivery of comprehensive primary and preventive health care services, including medical diagnosis, treatment, support, and smoking prevention and cessation health education.

**\* Eligibility**

Individuals in families with incomes at or below 200 percent of the FPL who do not have third party coverage for any medical services. EAPC is not available to those individuals who are eligible for Medi-Cal services, with the exception of individuals who are eligible for limited Medi-Cal benefits, such as pregnancy services, and emergency services, or recipients of care under the EAPC who have unmet Medi-Cal share of costs.

**\* Funding Sources/Flow**

EAPC is mainly funded by the Cigarette and Tobacco Products Surtax Fund, authorized by the Tobacco Tax and Health Protection Act of 1988 (Proposition 99) and the State General Fund. The program also receives federal Title V funds for expenditures incurred in the California Department of Public Health (CDPH) Children's Medical Services Program, which requires a state match. Federal Title V and Proposition 99 funds are deposited into the State General Fund to pay claims. The State fiscal intermediary pays the program claims.

**\* DSHP Costs**

EAPC services are Medicaid-like services except for the share of cost payments covered under the program for a limited number of EAPC participants. EAPC total program costs funded by the Proposition 99 funds and the State General Fund, net of federal matching requirement and costs incurred for payments for Medi-Cal share of costs or payments for services furnished to individuals who are eligible for limited Medi-Cal, will be used to determine allowable DSHP costs for SNCP reimbursement.

**\* Report Format**

EAPC program costs will be compiled from EAPC Paid Claims Data using the specific Aid Codes to identify the eligibility and the EAPC Billing Codes to identify the services types by date of services.

**AIDS Drug Assistance Program (ADAP)**

ADAP, established in 1987, provides prescription drug coverage for the HIV positive uninsured and under-insured individuals who are HIV positive, to ensure that they have access to medication. The Ryan White Comprehensive AIDS Resources Emergency (CARE) Act of 1990

**Attachment F – Supplement 3**  
**Funding and Reimbursement Protocol for**  
**Claiming Against the Safety Net Care Pool (SNCP)**  
**Determination of Allowable Costs to Uninsured Individuals in Designated State Health**  
**Programs**

established the ADAP nationally and provides the federal fund (CARE Act Fund) for this program.

**\* Eligibility**

HIV-infected individuals who are California residents and 18 years of age or older who:

- Have a Federal Adjusted Gross Income (FAGI) that does not exceed \$50,000;
- Have a valid prescription from a licensed California physician; and
- Have limited or no prescription drug benefits from another source.

Federal and State laws require that ADAP funds be used as the payer of last resort and ensure that ADAP is used only after all other potential payer options are exhausted. ADAP participants with limited prescription drug benefits will be eligible for financial assistance in meeting their out-of-pocket costs or premiums payment assistance. ADAP also pays the Share of Cost for individuals who are Medi-Cal beneficiaries.

**\* Funding Sources/Flow**

ADAP is funded by the State General Fund, the Federal fund (CARE Act Fund), and the Special Fund (drug rebate). CDPH is the State's grantee for the federal CARE Act Fund. CDPH is required to meet the annual federal maintenance of effort (MOE) requirements for the grant. Federal CARE Act and Special Funds are deposited into the State General Fund to pay claims. The State pays the program claims.

**\* DSHP Costs**

ADAP services are Medicaid-like services except for payments of share of cost for a limited number of ADAP participants. ADAP program costs funded by the State General Fund and Special Fund that are not used for the CARE Act MOE and matching requirements, net of costs incurred for Medi-Cal share of cost payments or costs incurred for individuals who are otherwise insured, will be used to determine allowable DSHP cost for SNCP reimbursement.

**\* Report Format**

ADAP program costs will be compiled from ADAP Paid Claims Data by funding sources and the eligible population. Claims data is compiled from CDPH paid claims database.

**Every Woman Counts (EWC)**

EWC is a cancer detection programs that provides CA low income, uninsured and medically underserved women access to screening, and diagnostic services for breast and cervical cancer. EWC offers multi-faceted, early detection and diagnosis services for breast and cervical cancer, coupled with continuous monitoring to reduce missed or delayed cancer diagnoses. EWC provides the direct services including: (1) screening and diagnostic mammography; (2) clinical breast exams; (3) pelvic exams; (4) case management, including follow-up and referrals for abnormal screens; and (5) cervical cancer screening.

**Attachment F – Supplement 3**  
**Funding and Reimbursement Protocol for**  
**Claiming Against the Safety Net Care Pool (SNCP)**  
**Determination of Allowable Costs to Uninsured Individuals in Designated State Health**  
**Programs**

**\* Eligibility**

CA female residents with household income at or below 200 percent of the Federal poverty level have no medical insurance coverage for these services or have a high insurance deductible or co-payment and are not getting these services through Medi-Cal or another government-sponsored program. To receive free breast cancer screening services, the individuals must be at least 40 years of ages; to receive free cervical cancer prevention services, the individuals must be at least 25 years of age.

**\* Funding Sources/Flow**

EWC is mainly funded by a federal grant from Disease Control and Prevention (CDC), the tobacco tax revenue, including the Breast Cancer Control Account (BCCA) fund and Proposition 99 fund, and State General Fund. At least 60% of EWC's federal CDC grant must be spent on direct services. After meeting this 60 percent obligation, remaining federal grant funds can be spent for program administration. The CDC grant requires MOE in addition to a three to one matching requirement. The program delivers these direct services through a statewide network of medical providers who enroll women into the program and submit claims to EWC to be reimbursed for delivering the clinical services.

**\* DSHP Costs**

EWC services are Medicaid-like services. EWC total program costs, which are reduced by any program costs for services provided to individuals with high insurance deductible or co-payment and funded by State General Fund, BCCA fund, and Proposition 99 fund that are not used for CDC MOE and matching requirements, will be used to determine allowable DSHP costs for SNCP reimbursement.

**\* Report Format**

EWC program costs will be compiled from EWC Paid Claim Data by the eligible population. Claims data is compile from CDPH paid claims database.

**Prostate Cancer Treatment Program (PCTP)**

PCTP provides prostate cancer early detection, diagnosis, and comprehensive treatment services to low-income and uninsured men to prevent and reduce the devastating effects of prostate cancer. The direct treatment services include brachytherapy, chemotherapy, hormone therapy, orchiectomy, radical retropubic prostatectomy, radiation therapy, transurethral resection of the prostate and active surveillance. In addition to the direct treatment services, PCTP also offers support services, such as psychosocial therapy, nutrition counseling, patient education, incontinence supplies and transportation assistance. PCTP is administered through a contract with the University of California, Los Angeles (UCLA).

**\* Eligibility**

**Attachment F – Supplement 3**  
**Funding and Reimbursement Protocol for**  
**Claiming Against the Safety Net Care Pool (SNCP)**  
**Determination of Allowable Costs to Uninsured Individuals in Designated State Health**  
**Programs**

CA male residents, who are 18 years old or older with household income at or below 200 percent of the Federal poverty level, have no medical insurance coverage for these services and do not qualify for Medicare or Medi-Cal.

**\* Funding Sources/Flow**

PCTP is funded by State General Fund. Eighty seven percent of the total contract funding shall be used for direct patient care. No less than seventy percent of the total contract funding shall be expended on direct patient care treatment, which is defined as funding for fee-for-service providers for Medi-Cal eligible services at established Medi-Cal rate.

**\* DSHP Costs**

PCTP services for direct patient care treatment are Medicaid-like services. PCTP is the payer of last resort for men who are not eligible for Medi-Cal or Medicare and have no access to local or county resources. PCTP total program costs incurred for direct patient care treatment will be used to determine allowable DSPH costs for SNCP reimbursement.

**\* Report Format**

PCTP program costs will be compiled from PCTP Paid Claim Data by treatment category and by the eligible population.

**Department of Developmental Services (DDS)**

DDS is responsible under the Lanterman Developmental Disabilities Services Act (Lanterman Act) for ensuring that more than 246,000 people with developmental disabilities receive the services and supports needed to live independent and productive lives. These disabilities include mental retardation, cerebral palsy, epilepsy, autism and related conditions. Services are delivered directly through four state-operated developmental centers and one community facility (Developmental Center Services), and under contract with a statewide network of 21 private, nonprofit regional centers (Community Based Services).

The Lanterman Act establishes an entitlement to services and supports for persons with developmental disabilities and their families that are determined through an individualized planning process that occurs after a series of discussions or interactions among a team of people including the person with a developmental disability, their family (when appropriate), regional center representative(s) and others. The Individual Program Plan (IPP) may include a wide array of services such as: residential, day program and employment, independent and supported living, transportation, behavioral, respite and other family supports, and case management/service coordination. Regional centers are payers of last resort, requiring consumers to access generic resources when available to meet their individual needs.

**\*Eligibility**

**Attachment F – Supplement 3**  
**Funding and Reimbursement Protocol for**  
**Claiming Against the Safety Net Care Pool (SNCP)**  
**Determination of Allowable Costs to Uninsured Individuals in Designated State Health**  
**Programs**

- A person with a developmental disability that originates before an individual attains age 18 years, continues, or can be expected to continue, indefinitely, and constitutes a substantial disability for that individual, as defined in California Welfare and Institutions Code (W&I Code) Section 4512. A developmental disability includes mental retardation, cerebral palsy, epilepsy, autism, and disabling conditions found to be closely related to mental retardation or to require treatment similar to that required for individuals with mental retardation. It does not include conditions that are solely physical in nature.
- Infants and toddlers (age 0 to 36 months) who have a developmental delay (defined in Section 95014 of CA Government Code) also receive services from DDS.

**\*Funding Sources/Flows**

DDS Community-Based Services are funded by the following funding sources:

**State Funds:**

- State General Fund
- Mental Health Services Fund
- California Children and Family Trust Fund (Proposition 10 funding to create a comprehensive and integrated system of information and services to promote early childhood development (from prenatal to age 5) and school readiness, including community health care, quality child care, and education programs for young children)

**Federal Funds:**

- Medicaid (e.g. Home and Community Based Services Waiver (HCBS), Medicaid Administration, Targeted Case Management, 1915(i) State Plan Amendment, and Money Follows the Person Grant)
- Title XX Block Grant (no State match or MOE is required)
- Early Start Program Grant for infants and toddlers age 0 to 36 months
- Foster Grandparents Program (administrative funding supports the volunteer program that establishes person-to-person relationship between low income senior, age 55 years or older, and children with intellectual disabilities)
- Homeland Security Grant (funding to regional centers for equipment, training, and exercise to prevent, respond to, and recover from acts of terrorism and other catastrophic events)

**Others:**

- Program Development Fund (fees assessed to parents of children under the age of 18 who receive 24-hour out-of-home services purchased with State funds through a regional center)
- Vocational Rehabilitation (funding by HCBS and GF for transportation expenditures)
- Developmental Disabilities Services Account (application fees paid by housing developers to reimburse DDS' costs for review and approval of the housing proposals)



**Attachment F – Supplement 3**  
**Funding and Reimbursement Protocol for**  
**Claiming Against the Safety Net Care Pool (SNCP)**  
**Determination of Allowable Costs to Uninsured Individuals in Designated State Health**  
**Programs**

The above represents all funding received by DDS for community-based services.

The federal funds are deposited into the State General Fund as reimbursement for appropriate claims initially paid from the General Fund.

**\*DSHP Costs**

DDS services to individuals not eligible for Medi-Cal are Medicaid-like services in that they are the same services as State plan approved services and services provided under approved HCBS waivers for Medi-Cal beneficiaries. DDS services applicable to this claiming protocol include uninsured Medicaid-like services provided under Community Based Services to individuals age 3 years and older, including assessment, evaluation and diagnostic services.

Allowable DSHP costs will be the community-based Purchase of Services (POS) expenditures, which exclude administrative expenditures, adjusted for the following exclusions:

DDS community-based POS costs that are not related to Medicaid-like healthcare services, including:

- POS contract costs
- Expenditures for Community Placement Plan (funds paid to regional centers for permanent housing placement)
- Expenditures for Medical Facilities (payments to Intermediate Care Facilities and Developmentally Disabled Continuous Nursing Care for services not eligible for Medi-Cal).
- Proposition 10/California & Family Trust Fund expenditures (funds paid to regional centers for development of comprehensive and integrated system of information and services to promote early childhood development and school readiness).

DDS community-based POS costs related to Medicaid-like healthcare services funded by other payers, including:

- Expenditures for Early Start program (including federal funds and State matching/MOE funds)
- Expenditures for services to Medi-Cal beneficiaries(including federal funds, State matching funds, and Vocational Rehabilitation funds)
- Expenditures related to services eligible for Federal Title XX funds
- Program Development Fund

**\*Report Format**

DDS program costs will be compiled from DDS POS Claims Data file using Eligibility Codes to identify the uninsured population, Budget Codes to identify the funding sources, and Service Codes to identify the eligible services.

**Attachment F – Supplement 3**  
**Funding and Reimbursement Protocol for**  
**Claiming Against the Safety Net Care Pool (SNCP)**  
**Determination of Allowable Costs to Uninsured Individuals in Designated State Health**  
**Programs**

**C. DSHP Interim Claiming**

The purpose of DSHP interim claiming is to provide an interim payment that will approximate the allowable costs for Medicaid-like services in SOMPs that are eligible for FFP through the CPE process.

For each demonstration year, the process of determining the allowable costs eligible for FFP begins with the use of most recently completed Paid Claims Data reports for CCS, GHPP, MIA/LTC, BCCTP, CMSP, EAPC, ADAP, EWC, PCTP, and DDS. The fiscal year covered by the most recently completed Paid Claims Data reports will serve as the prior period.

The net program costs, for each program described above, will be determined by using the most recently completed Paid Claims Data report provided by its governing agency. The costs from the Paid Claims Data report represent net program costs incurred by the governing agency for medical services and are net of any self-payment or copayments made by or on behalf of the patients.

Net program costs are reduced by other funding and subsidies made by a federal government, MOE and other matching requirements, or other third party to the program costs to arrive at the computed DSHP costs.

DSHP costs are further reduced by any program costs incurred for payments made for non-Medicaid-equivalent services or payments for services furnished to any individuals who are otherwise insured. The result is the allowable DSHP costs.

Allowable SNCP costs are determined as the following:

SFY2010-11: The allowable SNCP costs are the allowable DSHP costs incurred for November – June of the prior period.

SFY 2011-12 to FY 2014-15: The allowable SNCP costs are the allowable DSHP costs incurred for the prior period.

SFY 2015-16: The allowable SNCP costs are the allowable DSHP costs incurred for July – October of the prior period.

An interim allocation percentage is computed by dividing the allowable SNCP costs for each fiscal year by the total DSHP costs from Step 3 computed above.

SFYs 2010-2011 to 2015-2016 DSHP costs will be computed pursuant to the step 3, except for interim claiming purposes, the DSHP costs will be based on budgeted appropriations and funding amounts rather than actual paid claims reports.

Interim certified public expenditures of the DSHPs will be equal to the amounts of SFYs 2010-11 to 2015-2016 DSHP costs in Step 6 multiplied by the interim allocation percentage for the applicable fiscal period computed in step 5 and reduced by 13.95 percent as described in subsection A to account for non-emergency care furnished to non-qualified aliens.

SNCP interim claiming for the federal reimbursement will be made quarterly based on the interim certified public expenditures as computed above.

**D. Final Reconciliation of DSHP Interim Claiming**

**Attachment F – Supplement 3**  
**Funding and Reimbursement Protocol for**  
**Claiming Against the Safety Net Care Pool (SNCP)**  
**Determination of Allowable Costs to Uninsured Individuals in Designated State Health**  
**Programs**

The DSHP interim certified public expenditures will be reconciled based on the actual Paid Claims Data for the applicable fiscal periods as finalized by its governing agencies for each program.

Allowable SNCP costs for each SFY will be computed pursuant to the steps described in subsection C.1 through C.5 above, using actual paid claims reports and actual funding and expenditure amounts for each SFY.

The State will adjust, as necessary, the aggregate amount of interim SNCP funds claimed based on the total certified DSHP expenditures determined under this final reconciliation. If, at the end of the final reconciliation process, it is determined that SNCP funding was over-claimed, the overpayment will be properly credited to the federal government.

**II. CERTIFIED PUBLIC EXPENDITURES – DETERMINATION OF ALLOWABLE COSTS FOR CMHS**

A. Cost Finding Methodology

California counties, which receive federal and state funds for providing public mental health services, are required to submit a fiscal year-end (July to June) Mental Health Cost Report with the Department of Mental Health (DMH) by December 31 following the close of each fiscal year. The cost report forms, cost determination, and allocation methodologies are approved by the State and in compliance with the Federal Medicaid regulations.

County total mental health costs are reported in four primary groups of service categories:

Administrative Costs.

Research & Evaluation Costs.

Utilization Review Costs.

Direct Service Costs.

The eligible SNCP costs are direct service costs funded by the State Realignment Funds and Mental Health Services Act (MHSA) Fund incurred by each county for the furnishing of mental health services allowable under Section 1905(a) of the Social Security Act to uninsured individuals.

The allowable SNCP costs, computed under this Supplement, are limited to the eligible SNCP costs incurred for months of DYs. Allowable SNCP costs claimable under this Supplement should not include any uninsured mental health costs incurred by counties which operate Designated Public Hospitals (DPHs); such uninsured costs are separately addressed in Attachment F - Supplement 4.

**Attachment F – Supplement 3**  
**Funding and Reimbursement Protocol for**  
**Claiming Against the Safety Net Care Pool (SNCP)**  
**Determination of Allowable Costs to Uninsured Individuals in Designated State Health**  
**Programs**

Costs associated with providing non-emergency services to non-qualified aliens cannot be claimed against the SNCP. A 13.95 percent reduction factor is applied to the total certified SNCP expenditures before costs are claimed.

**B. Summary of Mental Health Cost Report**

The Mental Health Cost Report includes

Detail Cost Report: Detail forms for each legal entity, including county and contract providers.

Summary Cost Report: Aggregate county mental health costs for the Fiscal Year.

Legal entity means each county mental health department or agency and each private provider furnishing public mental health services under contract with the county department or agency.

Direct service costs are reported by Modes of Service (MS) and Service Functions (SF). MS describes a classification of service types. SF identifies the specific type of service received under a MS.

Allowable SNCP costs are captured by the following MS and SF (which represent specialty mental health services that would be covered by Medi-Cal if furnished to Medi-Cal recipients):

05 (Hospital Inpatient and other 24 Hour Services)

SF 10-18: Local Hospital Inpatient

SF 19: Hospital Administrative Days

SF 20-29: Psychiatric Health Facility

SF 40-49: Adult Crisis Residential

SF 65-79: Adult Residential

10 (Less than 24 Hour Day Treatment Program Services)

SF 20-29: Crisis Stabilization

SF 81-89: Day Treatment Intensive

SF 91-99: Day Rehabilitation

15 (Outpatient Services) All SFs.

The above MS and SF do not include any service that is subject to the Institutions for Mental Diseases (IMDs) exclusion per Section 1905(a) of the Social Security Act.

**MH 1901 Schedule B (Worksheet for Units of Service and Revenue by Mode & Service Function)**

The individual legal entity's worksheet for units of service by MS and SF codes under the following categories

Medi-Cal Units:

Regular Medi-Cal

Medicare/Medi-Cal Crossover

Enhanced Medi-Cal (Children and Refugees)

Healthy Families

**Attachment F – Supplement 3**  
**Funding and Reimbursement Protocol for**  
**Claiming Against the Safety Net Care Pool (SNCP)**  
**Determination of Allowable Costs to Uninsured Individuals in Designated State Health**  
**Programs**

Non Medi-Cal Units

MH 1901 Schedule C (Allocated costs to Mode of Service & Service Function)

The individual legal entity's supporting documentation to distribute the direct service costs to MS and SF.

MH 1960 (Calculation of Program Costs)

The individual legal entity's worksheet to identify the allowable costs for allocation applicable to the four major service categories.

MH 1966 (Allocation of Costs to Service Function – Mode Total)

The individual legal entity's worksheet to compute the cost per unit and the allocation costs to SFs. The units of service are derived from MH 1901 Schedule B; the total allocated costs are derived from MH 1901 Schedule C.

MH 1992 (Funding Sources)

The individual legal entity's total mental health costs by funding sources and service categories.

MH 1992 SUM (Summary Funding Sources)

The county total mental health costs (from all reporting legal entities) by funding sources and service categories.

C. DSHP Interim Claiming

The process of determining the allowable SNCP costs eligible for FFP begins with the use of most recently filed Mental Health Cost Report. The period covered by this most recently filed cost report will serve as the base period for interim payment computation.

Cost per unit for each SF will be computed by using the total direct service costs from MH 1901 Schedule C divided by the total units of service from MH 1901 Schedule B.

Non Medi-Cal units of service from MH 1901 Schedule B will be reduced, using additional auditable county and provider records, to determine the uninsured units of service.

Cost per unit will be multiplied by the number of uninsured units of service computed above for each eligible SF to determine the total uninsured costs. If a legal entity has a contract with the county limiting its cost per unit and the contracted cost per unit is lower than the cost per unit computed in the cost report, the lower contracted cost per unit will be used to determine the total uninsured costs for the legal entity.

The total uninsured costs computed above can be trended to current year based on Consumer Price Index (CPI) for U.S City Average by commodity for Hospital and related services.

**Attachment F – Supplement 3**  
**Funding and Reimbursement Protocol for**  
**Claiming Against the Safety Net Care Pool (SNCP)**  
**Determination of Allowable Costs to Uninsured Individuals in Designated State Health**  
**Programs**

In order to identify the total uninsured costs funded by the State Realignment Funds and the MHSA Fund, the State will compute the allocation percentage based on funding sources for each direct service MS. By using the Summary Cost Report, MH 1992 SUM, the Realignment Funds and MHSA Funds for each direct service MS will be adjusted to exclude the matching funds used for Short-Doyle/Medi-Cal and Healthy Families FFP.

The allocation percentage for each direct service MS is the ratio of direct service costs funded by the net State Realignment Funds and MHSA Funds computed above to the total direct service costs from all funding sources.

The eligible SNCP costs will be the total trended uninsured costs for each MS computed in step 3 multiplied by the applicable allocation percentage.

Uninsured mental health costs claimable under this Supplement do not include uninsured mental health costs incurred by counties which operate DPHs; those costs are addressed in Attachment F - Supplement 4. Furthermore, any county uninsured mental health costs incurred for other SNCP claiming, , such as the Medicaid Coverage Expansion and the Health Care Coverage Initiative, will be offset against the computed eligible SNCP costs.

The net eligible SNCP costs will be multiplied by the following ratio to determine the allowable SNCP costs:

SFY 2010-11:	67.67% (8 months over 12 months)
SFYs 2011-12 to 2014-15:	100%
SFY 2015-16:	33.33% (4 months over 12 months)

Interim certified public expenditures for CMHS are the allowable SNCP costs computed above reduced by 13.95 percent to account for non-emergency care furnished to non-qualified aliens.

DSHP interim claiming for federal reimbursement will be made quarterly based on the interim certified public expenditures as computed above.

**D. Interim and Final Reconciliations of DSHP Interim Claiming**

The interim certified public expenditures for CMHS will be first reconciled based on the Mental Health Cost Reports for the applicable fiscal years accepted by DMH.

The interim certified public expenditures for CMHS will also be subsequently reconciled based on Mental Health Cost Reports for the applicable fiscal years as settled and audited by DMH.

Allowable SNCP costs for each SFY will be computed pursuant to the steps described in subsection C, except that the cost report for the applicable SFYs will be used to determine actual expenditures incurred. For DY 10, allowable SNCP costs for the partial period of July 1, 2015

**Attachment F – Supplement 3**  
**Funding and Reimbursement Protocol for**  
**Claiming Against the Safety Net Care Pool (SNCP)**  
**Determination of Allowable Costs to Uninsured Individuals in Designated State Health**  
**Programs**

through October 31, 2015 will be computed pursuant to the steps described in subsection C, except that the cost report for the SFY 2015-2016 will be used to determine actual expenditures incurred.

If legal entities costs are not fully reimbursed by the county, such as the application of legal entity contract limits, thereby reducing actual expenditures incurred by the county below legal entity costs, such reduction must be proportionately applied to the allowable SNCP costs. The State will adjust, as necessary, the aggregate amount of interim SNCP funds claimed based on the total certified SNCP expenditures determined under this final reconciliation. If, at the end of the final reconciliation process, it is determined that SNCP funding was over-claimed, the overpayment will be properly credited to the federal government.

Any prospective revision to the Medi-Cal mental health cost reports, as approved by CMS, must be incorporated into the mental health cost reporting methodology used in this CPE protocol.

**Attachment F – Supplement 4**  
**Funding and Reimbursement Protocol for Claiming Against the Safety Net Care Pool**  
**Determination of Allowable Costs to Uninsured Individuals for Mental Health Services**  
**(Requires Revision for the Current Demonstration Period DY 6 – DY 10)**

This Attachment F–Supplement 4 addresses mental health costs incurred by county mental health plans in those counties that operate Designated Public Hospitals (“DPHs”). This Supplement 4 addresses the allowable certified public expenditures (“CPEs”) for the Safety Net Care Pool (“SNCP”) for such counties that are based on the cost of mental health services provided to uninsured individuals by county owned and operated non-hospital clinics (i.e., clinics that are not hospital outpatient departments) and county expenditures for mental health services to uninsured individuals under contracts with other providers.

The allowable SNCP mental health costs incurred by counties that do not operate DPHs are addressed in Attachment F–Supplement 3.

The allowable costs incurred by county mental health plans in counties that operate DPHs for claiming against the SNCP relate strictly to individuals who have no sources of third party insurance coverage for the mental health services they receive and who receive Medicaid-like services, in other words, mental health services that would have been eligible for federal reimbursement under Title XIX if these individuals were eligible under the Medi-Cal program.

To determine the allowable SNCP costs and the associated SNCP reimbursement when such costs are incurred by a county, the following steps must be taken to ensure federal financial participation (“FFP”).

**I. DETERMINATION OF ALLOWABLE COSTS FOR MENTAL HEALTH INPATIENT AND OUTPATIENT SERVICES PROVIDED TO UNINSURED INDIVIDUALS BY COUNTY HOSPITALS**

A. The costs of mental health services provided by a county hospital to uninsured inpatients and uninsured outpatients will be included in the Interim Hospital Payment Rate Workbook, in accordance with the cost finding guidelines set forth in Attachment F.

B. The payments to a county hospital for mental health services provided by a county hospital to uninsured inpatients and uninsured outpatients will be determined in accordance with the provisions for SNCP payments as set forth in Attachment F, including the provisions for interim reconciliations and final reconciliations.

C. The costs of physician and non-physician practitioner professional mental health services provided to uninsured inpatients and uninsured outpatients at a county hospital will be included in the Interim Hospital Payment Rate Workbook, in accordance with the cost finding guidelines set forth in Attachment F, Supplement 1, entitled SNCP Payments-Physician and Non-Physician Professional Services, including the provisions for interim reconciliations and final reconciliations.

D. The payments to a county hospital for professional mental health services provided by physicians and non-physician practitioners at a county hospital will be determined in accordance with the provisions for SNCP payments set forth in Attachment F–Supplement 1, entitled SNCP



**Attachment F – Supplement 4**  
**Funding and Reimbursement Protocol for Claiming Against the Safety Net Care Pool**  
**Determination of Allowable Costs to Uninsured Individuals for Mental Health Services**  
**(Requires Revision for the Current Demonstration Period DY 6 – DY 10)**

Payments-Physician and Non-Physician Professional Services, including the provisions for interim reconciliations and final reconciliations.

**II. CERTIFIED PUBLIC EXPENDITURES – DETERMINATION OF ALLOWABLE COSTS FOR COUNTY MENTAL HEALTH SERVICES PROVIDED TO UNINSURED INDIVIDUALS OTHER THAN IN COUNTY HOSPITALS**

**A. Cost Finding Methodology**

California counties, which receive federal and state funds for providing public mental health services, are required to submit a fiscal year-end (July to June) Mental Health Cost Report with the Department of Mental Health (“DMH”) by December 31 following the close of each fiscal year. The cost report forms, cost determination, and allocation methodologies are approved by the State and are in compliance with the Federal Medicaid regulations.

County total mental health costs are reported in four primary groups of service categories:

Administrative Costs.

Research & Evaluation Costs.

Utilization Review Costs.

Direct Service Costs.

The eligible SNCP costs are direct service costs funded by the State, county, or local government funding and subsidies that are incurred by each county for the furnishing of mental health services allowable under Section 1905(a) of the Social Security Act to uninsured individuals. Costs associated with providing non-emergency services to non-qualified aliens cannot be claimed against the SNCP. A 17.79 percent reduction factor is applied to the total certified SNCP expenditures before costs are claimed.

**B. Summary of Mental Health Cost Report**

The Mental Health Cost Report includes:

Detail Cost Report: Detail forms for each legal entity, including county and contract providers.

Summary Cost Report: Aggregate county mental health costs for the Fiscal Year.

Legal entity means each county mental health department or agency and each private provider furnishing public mental health services under contract with the county department or agency.

The allowable mental health costs include expenditures made by counties for mental health services furnished by other providers. The allowable expenditures for inpatient, outpatient, clinic and other mental health services provided to uninsured individuals by providers through a contract with the county will be based on the payment methodology set forth in the contract.

Direct service costs are reported by Modes of Service (“MS”) and Service Functions (“SF”). MS describes a classification of service types. SF identifies the specific type of service received under a MS.

**Attachment F – Supplement 4**  
**Funding and Reimbursement Protocol for Claiming Against the Safety Net Care Pool**  
**Determination of Allowable Costs to Uninsured Individuals for Mental Health Services**  
**(Requires Revision for the Current Demonstration Period DY 6 – DY 10)**

Allowable SNCP costs are captured by the following MS and SF (which represent specialty mental health services that would be covered by Medi-Cal if furnished to Medi-Cal recipients):

05 (Hospital Inpatient and other 24 Hour Services).

SF 10-18: Local Hospital Inpatient

SF 19: Hospital Administrative Days

SF 20-29: Psychiatric Health Facility

SF 40-49: Adult Crisis Residential

SF 65-79: Adult Residential

10 (Less than 24 Hour Day Treatment Program Services)

SF 20-29: Crisis Stabilization

SF 81-89: Day Treatment Intensive

SF 91-99: Day Rehabilitative

15 (Outpatient Services) All SFs.

All MS 05, 10 and 15 services provided by county hospitals will be reported on the hospital's Medi-Cal 2552-96 cost report and in its Interim Hospital Rate Workbook, and will be paid under Attachment F.

The above MS and SF do not include any service that is subject to the Institutions for Mental Disease (IMDs) exclusion per Section 1905(a) of the Social Security Act.

MH 1901 Schedule B (Worksheet for Units of Service and Revenue by Mode & Service Function)

The individual legal entity's worksheet for units of service by MS and SF codes under the following categories:

Medi-Cal Units:

Regular Medi-Cal

Medicare/Medi-Cal Crossover

Enhanced Medi-Cal (Children and Refugees)

Healthy Families

Non Medi-Cal Units

MH 1901 Schedule C (Allocated costs to Mode of Service & Service Function) The individual legal entity's supporting documentation to distribute the direct service costs to MS and SF.

MH 1960 (Calculation of Program Costs)

The individual legal entity's worksheet to identify the allowable costs for allocation applicable to the four major service categories.

MH 1966 (Allocation of Costs to Service Function – Mode Total)

The individual legal entity's worksheet to compute the cost per unit and the allocation of costs to SFs. The units of service are derived from MH 1901 Schedule B; the total allocated costs are derived from MH 1901 Schedule C.

**Attachment F – Supplement 4**  
**Funding and Reimbursement Protocol for Claiming Against the Safety Net Care Pool**  
**Determination of Allowable Costs to Uninsured Individuals for Mental Health Services**  
**(Requires Revision for the Current Demonstration Period DY 6 – DY 10)**

MH 1992 (Funding Sources)

The individual legal entity's total mental health costs by funding sources and service categories.

MH 1992 SUM (Summary Funding Sources)

The county total mental health costs (from all reporting legal entities) by funding sources and service categories.

C. Interim Claiming

1. The process of determining the allowable SNCP costs eligible for FFP begins with the use of the most recently filed Mental Health Cost Report. The period covered by this most recently filed cost report will serve as the base period for interim payment computation.
2. Cost per unit for each SF will be computed by using the total direct service costs from MH 1901 Schedule C divided by the total units of service from MH 1901 Schedule B. Non Medi-Cal units of service from MH 1901 Schedule B will be adjusted, using additional auditable county and provider records, to determine the uninsured units of service.

Cost per unit will be multiplied by the number of uninsured units of service computed above for each eligible SF to determine the total uninsured costs. If a legal entity has a contract with the county limiting its cost per unit and the contracted cost per unit is lower than the cost per unit computed in the cost report, the lower contracted cost per unit will be used to determine the total uninsured costs for the legal entity.

3. The total uninsured costs computed above can be trended to current year based on Market Basket update factors(s) or other related indices approved by CMS.
4. Any self-pay or third party payments made by or on behalf of uninsured individuals to the county mental health plan for services of which the costs are included in the uninsured cost computation described above should be offset against the computed uninsured-eligible costs. For purposes of the preceding sentence, State and county funds payments and other funding and subsidies made by a state or a unit of local government (e.g., state-only, local-only, or joint state-local health programs) to a county mental health plan for mental health services provided to uninsured individuals shall not be considered a source of third party payment. The offset should also include funds that have been matched under maintenance of effort (MOE) and other matching requirements, if applicable.
5. Interim certified public expenditures for mental health services are the allowable SNCP costs computed above reduced by 17.79 percent to account for non-emergency care furnished to non-qualified aliens.
6. Interim claiming for federal reimbursement will be made based on the interim certified public expenditures as computed above.

D. Interim and Final Reconciliations of Interim Claiming

**Attachment F – Supplement 4**  
**Funding and Reimbursement Protocol for Claiming Against the Safety Net Care Pool**  
**Determination of Allowable Costs to Uninsured Individuals for Mental Health Services**  
**(Requires Revision for the Current Demonstration Period DY 6 – DY 10)**

The interim certified public expenditures for mental health services will be first reconciled based on the Mental Health Cost Reports for the applicable fiscal years accepted by DMH.

The interim certified public expenditures for mental health services will also be subject to a final reconciliation based on Mental Health Cost Reports for the applicable fiscal years as settled and audited by DMH. The final reconciliation will follow the same cost methodology as used for interim claiming, as set forth in Section II.C above, except that the final reconciliation will be based on the Mental Health Cost Reports for the applicable years as settled and audited by DMH.

If legal entities costs are not fully reimbursed by the county, such as the application of legal entity contract limits, thereby reducing actual expenditures incurred by the county below legal entity costs, such reduction must be proportionately applied to the allowable SNCP costs. If, at the end of the final reconciliation process, it is determined that SNCP funding was over-claimed, the overpayment will be properly credited to the federal government.

Any prospective revision to the Medi-Cal mental health cost reports, as approved by CMS, must be incorporated into the mental health cost reporting methodology used in this CPE protocol.

**Attachment F – Supplement 5**  
**Funding and Reimbursement Protocol for Claiming Against the Safety Net Care Pool**  
**Determination of Allowable Costs to Workforce Development Programs in Designated**  
**State Health Programs**

The Special Terms and Conditions (STCs) for California’s Bridge to Reform section 1115(a) Medicaid Demonstration, approved by the federal Centers for Medicare and Medicaid Services (CMS) on November 2, 2010, allow the State to use allowable costs in Designated State Health Programs (DSHPs) incurred from November 1, 2010 through October 31, 2015 for federal claiming against the Safety Net Care Pool (SNCP).

DSHPs, as described under this Supplement, have two components, State Only Medical Programs (SOMPs) and Workforce Development Programs (WDPs). WDPs are integral to the successful transition to the era of health care reform. They improve access to healthcare in underserved areas of CA by providing scholarship, loan repayments, and programs to health professional students and graduates who are dedicated to providing direct patient care in those areas. WDPs also provide educational opportunities in health professional training through established state educational institutions and state department programs. WDPs include the following state/local funded programs:

- Office of Statewide Health Planning & Development (OSHPD)
  - Song-Brown Healthcare Workforce Training Program (Song-Brown)
  - Steven M. Thompson Physician Corps Loan Repayment Program (STLRP)
  - Mental Health Loan Assumption Program (MHLAP)

The allowable costs incurred in the WDPs for claiming against the SNCP are the State program expenditures incurred in the months of Demonstration Year (DY) per the STCs.

To determine allowable SNCP costs and the associated SNCP reimbursement when such costs are incurred by the State as certified public expenditures (CPEs), the following steps must be taken to ensure federal financial participation (FFP):

**I. CERTIFIED PUBLIC EXPENDITURES – DETERMINATION OF ALLOWABLE COSTS FOR OFFICE OF STATEWIDE HEALTH PLANNING & DEVELOPMENT**

**A. General Provision**

Program costs, for each OSHPD program described above, mean the total expenditures incurred in the State Fiscal Year (SFY) ended June 30 from all the funding sources. Program costs are the expenditures necessary to maintain and support WDPs, including State operation expenditures, loan repayment, and award payments.

Net program costs are program costs for award or loan repayments funded by the State or local only.

Allowable SNCP costs, for each OSHPD program described above, are limited to the net program costs paid in the months of Demonstration Year (DY) per the STCs.

For the purpose of interim claiming, the estimated program costs for each SFY are the total budget amount of Fund Appropriation for the applicable fiscal period that the State commits to

**Attachment F – Supplement 5**  
**Funding and Reimbursement Protocol for Claiming Against the Safety Net Care Pool**  
**Determination of Allowable Costs to Workforce Development Programs in Designated**  
**State Health Programs**

each OSHPD program. The estimated program cost for each fiscal period is reduced by budgeted funding for State operation costs and from non-State, non-local sources to arrive at the estimated net program cost. The estimated net program cost is multiplied by an interim allocation percentage to arrive at the estimated allowable SNCP cost for the fiscal period. For SFY 2010-11, the interim allocation percentage is the ratio of 8 months over 12 months. For SFYs 2011-12 to 2014-15, the interim allocation percentage is 100%. For SFY 2015-16, the interim allocation percentage is the ratio of 4 months over 12 months.

**B. Program Description**

**Song-Brown Healthcare Workforce Training Program**

The Song-Brown Health Care Workforce Training Act (Song-Brown Program), established in 1973, provides financial support to various healthcare education programs with an emphasis on primary care and encourages primary care health professionals to provide healthcare in medically underserved areas.

**\*Eligibility**

The Song-Brown Program provides award funding to institutions (not individual students) that provide clinical training for Family Practice Residents, Family Nurse Practitioners, Physician Assistants, and Registered Nurses in rural and urban underserved areas. The awards are utilized by the residence programs to develop curriculum, clinical training sites and other necessary expenses to increase the number of health professional training slots in established medical schools. The program encourages universities and primary care health professionals to provide healthcare in medically underserved areas, and provides financial support to family practice residency, nurse practitioner, physician assistant, and registered nurse education programs through CA. It does not help cover resident tuition.

**\*Funding Source**

The Song-Brown Program is currently funded by the California Health Data and Planning Fund (CHDPF), a special fee charged to CA licensed health facilities, and the State General Fund (GF). The State pays the program claims.

**\*Report Format**

Song-Brown Program costs will be compiled from the State CalSTARS system, which uses Object of Expenditure Codes, Program Cost Account (PCA), and Category to identify the actual State expenditures for award payments. All costs claimed must be reasonable, allowable, and allocable under OMB Circular A-87.

**Steven M. Thompson Physician Corps Loan Repayment Program (STLRP)**

The purpose of STLRP is to encourage physicians to practice in medically underserved areas of California by authorizing a plan for repayment of their educational loans. STLRP repays up to \$105,000 in outstanding government or commercial educational loans for expenses incurred for undergraduate education and graduate medical education.

**Attachment F – Supplement 5**  
**Funding and Reimbursement Protocol for Claiming Against the Safety Net Care Pool**  
**Determination of Allowable Costs to Workforce Development Programs in Designated**  
**State Health Programs**

**\*Eligibility**

Loan repayment awards are available to physicians who hold a full and unrestricted license to practice medicine in CA. Physicians awarded under this program must complete a three years service obligation to practice as a full-time physician in a medically underserved area of CA providing direct patient care.

**\*Funding Source**

STLRP is funded through \$25 surcharge for renewal of allopathic physician licenses in CA and through the Managed Care Administrative Fines and Penalties Fund.

**\*Report Format**

STLRP program cost will be compiled from the State CalSTARS system, which uses Object of Expenditure Codes, Program Cost Account (PCA), and Category to identify the actual State expenditures for award payments. All costs claimed must be reasonable, allowable, and allocable under OMB Circular A-87.

**Mental Health Loan Assumption Program (MHLAP)**

The MHLAP, created by the Mental Health Services Act, encourages mental health providers to practice in underserved locations in CA by authorizing a plan for repayment of some or all of their educational loans in exchange for their services in a designated hard-to-fill/retain position in the Public Mental Health System. Each eligible participant may receive up to \$10,000 award. In no event shall the amount of the award exceed the amount of the participant's outstanding educational debt.

**\*Eligibility**

Loan repayment awards are available to mental health provides who have a current, full, permanent, unencumbered, unrestricted health provider license, registration, or waiver and work or volunteer in the Public Mental Health System. Award recipients are required to complete a minimum 12 months consecutive or equivalent paid or unpaid service obligation and work or volunteer either full-time or part-time.

**\*Funding Source**

The MHLAP is funded through the Mental Health Services Act, which receives the funding from special tax revenue to expand mental health services. The annual MHLAP funding is used to administer the programs, including awards, marketing, program operations, and staff.

**\*Report Format**

MHLAP program cost will be compiled from the State CalSTARS system, which uses Object of Expenditure Codes, Program Cost Account (PCA), and Category to identify the actual State expenditures for award payments. All costs claimed must be reasonable, allowable, and allocable under OMB Circular A-87.

**Attachment F – Supplement 5**  
**Funding and Reimbursement Protocol for Claiming Against the Safety Net Care Pool**  
**Determination of Allowable Costs to Workforce Development Programs in Designated**  
**State Health Programs**

**C. DSHP Interim Claiming**

The purpose of DSHP interim claiming is to provide an interim payment that will approximate the allowable costs in OSHPD programs that are eligible for FFP through the CPE process.

1. The process of determining the allowable costs eligible for FFP begins with the use of annual budget amount of Funding Appropriation for each OSHPD program described above.
2. The estimated program costs are reduced by program operation costs and other funding and subsidies made by a federal government or other third party to arrive at the net program costs. For the OSHPD Workforce Development Programs, there is no funding other than State funding. Therefore, program operation costs are the only funding reduction needed to arrive at net program costs.
3. The net program costs for each SFY will be multiplied by the following interim allocation percentage to determine the allowable SNCP costs:  
SFY 2010-11: 67.67% (8 months over 12 months)  
SFYs 2011-12 to 2014-15: 100%  
SFY 2015-16: 33.33% (4 months over 12 months)
4. DSHP Interim certified public expenditures for OSHPD programs are the allowable SNCP costs as computed above.
5. SNCP interim claiming for the federal reimbursement will be made quarterly based on the interim certified public expenditures as computed above.

**D. Final Reconciliation of DSHP Interim Claiming**

The DSHP interim certified public expenditures will be reconciled based on the actual expenditures data for the applicable fiscal periods as finalized by its governing agencies for each program.

Allowable SNCP costs are the net program costs paid in the months of each DY, using actual expenditures reports for each SFY.

The State will adjust, as necessary, the aggregate amount of interim SNCP funds claimed based on the total certified DSHP expenditures determined under this final reconciliation. If, at the end of the final reconciliation process, it is determined that SNCP funding was over-claimed, the overpayment will be properly credited to the federal government.



**Attachment F – Supplement 6**  
**Funding and Reimbursement Protocol for Claiming Against the Safety Net Care Pool**  
**Determination of Allowable Costs for Contracted Services to the Uninsured**  
**(RESERVED)**

## Attachment F – Supplement 7

### Funding and Reimbursement Protocol for Claiming Against the Safety Net Care Pool IHS and 638 Facilities Uncompensated Care Payment Methodology

The methodology outlined below has been approved for structuring supplemental payments to IHS and 638 facilities from the date of CMS approval of the amendment to this demonstration submitted by the state on March 1, 2013 through December 31, 2013 as required by STC 38.b.iii. Using the methodology described below the state shall make supplemental payments to Indian Health Service (IHS) and tribal facilities to account for the uncompensated costs of furnishing primary care services to uninsured individuals with incomes up to 133 percent of the Federal Poverty Level (FPL) who are not enrolled in a Low Income Health Program (LIHP) and the uncompensated costs of furnishing services that were eliminated from the state plan pursuant to state plan amendment 09-001 to individuals enrolled in the Medi-cal program and uninsured individuals with incomes up to 133 percent of the FPL who are not enrolled in a LIHP.

#### Provider Claiming Methodology

1. Participating IHS and tribal 638 facilities shall enter into a billing agent agreement with the California Rural Indian Health Board (CRIHB) consistent with the requirements of 42 C.F.R. 447.10.
2. Participating facilities shall track qualifying uncompensated encounters by utilizing a tracking document or other electronic means to record the following:
  - a. The service provided;
  - b. Whether the service was provided to an IHS eligible individual;
  - c. Whether the service was provided to an uninsured individual;
  - d. Whether the service was provided to a Medi-Cal beneficiary; and
  - e. The service date.
3. Qualifying encounters shall not include encounters for which any payment was made under Medi-Cal at the IHS published rate.
4. Participating facilities shall have procedures to determine if individuals are Medi-Cal eligible or uninsured, and if uninsured to determine their income level (which could include a protocol based on self-attestation) and whether they are enrolled in LIHP.
5. Participating IHS and tribal 638 facilities shall maintain existing policies for pursuing third party liability, and shall have procedures to ensure that individuals who have a source of third party liability are not considered uninsured.
6. Participating IHS and tribal 638 facilities shall submit to CRIHB, on a quarterly basis, the number of qualifying uncompensated encounters, broken down by type of qualifying uncompensated service (primary care or formerly optional Medi-Cal), type of individual (uninsured or Medi-Cal individual) and status of individual as IHS-eligible (Indian or Alaskan Native).
7. Participating IHS and tribal 638 facilities shall submit to CRIHB, on a quarterly basis, the amount of third party payments received for Medi-Cal beneficiaries for qualifying uncompensated care. Third party payments received after the end of the quarter shall be reported as a prior period adjustment.

## Attachment F – Supplement 7

### Funding and Reimbursement Protocol for Claiming Against the Safety Net Care Pool IHS and 638 Facilities Uncompensated Care Payment Methodology

8. CRIHB will process the reports from participating IHS and tribal facilities and submit to DHCS, within 60 working days after the end of each quarter, a Quarterly Summary Aggregate Encounter Report (Exhibit 1) specifying the number of qualifying uncompensated encounters for each IHS/Tribal 638 facility, broken down as reported by each facility. The submission will also include a summary page totaling the aggregate qualifying uncompensated encounters as well as the aggregate supplemental payments due based on the applicable IHS encounter rate offset by any third party payments received by each facility for the qualifying uncompensated encounters.
9. In support of the Quarterly Aggregate Encounter Rate, CRIHB shall submit a certification, signed by the Executive Director of CRIHB that the information contained therein is current, complete, and accurate.

#### State Payment Process

10. The state shall make supplemental payments to each participating facility through CRIHB within 30 days of receipt of each quarterly report, based on the reported uncompensated care costs as calculated by multiplying qualifying uncompensated encounters by the appropriate IHS published rate, offset by any third party payments received by each IHS/Tribal 638 facility for uncompensated encounters involving Medi-Cal beneficiaries, including third party payments reported as a prior period adjustment. If third party payments are reported as a prior period adjustment after the supplemental payment period, the state will offset other Medi-Cal payments to the facility by the amount of such payments.
11. The state shall terminate supplemental payments if the cap for the SNCP is met.
12. The CRIHB must maintain, and upon request provide DHCS, documentation sufficient to support the claims for supplemental payments.
13. CRIHB will disburse the supplemental payments received from the state to each IHS facility in accordance with its agreement with each facility, but no later than 20 business days after receipt from the state.
14. The State may claim federal matching funding for supplemental payments to IHS and tribal 638 at the 100 percent FMAP rate only to the extent that the supplemental payments reflect uncompensated care furnished to IHS eligible individuals..



**Attachment F – Supplement 7**

**Funding and Reimbursement Protocol for Claiming Against the Safety Net Care Pool IHS  
and 638 Facilities Uncompensated Care Payment Methodology**

**Attachment F – Supplement 7**

**Funding and Reimbursement Protocol for Claiming Against the Safety Net Care Pool IHS  
and 638 Facilities Uncompensated Care Payment Methodology**

Certification:

I HEREBY CERTIFY THAT:

1. I have examined this statement, for the period from XXX to XXX and that to the best of my knowledge and belief they are true and correct statements prepared from the books and records of the IHS/Tribal 638 facilities and CRIHB.
2. The information contained in this report is current, complete, and accurate.

\_\_\_\_\_  
Signature (officer of the governmental entity)

\_\_\_\_\_  
Date

\_\_\_\_\_  
Title

**Attachment G – Supplement 1**  
**Low Income Health Program Allocations for the Health Care Coverage Initiative Population**  
**By Demonstration Year (DY) — Total Computable —**

Reserved for State submission of Demonstration Year 6-9 claiming protocol for the LIHP per paragraph 47.

**Attachment G – Supplement 1**  
**Low Income Health Program Allocations for the Health Care Coverage Initiative Population**  
**By Demonstration Year (DY) — Total Computable —**

**Introduction:** The following Table reflects the HCCI allocations for expenditures in each county for years 6 through 9 of the Demonstration. The allocations will be the maximum levels of SNCP funding that will be available to pay for expenditures for HCCI recipients in each county during the Demonstration year.

If FFP is to be provided based on county certified public expenditures, the expenditures for health care coverage service costs for county HCCI recipients must be documented by each county and must be compliant with the Office of Management and Budget Circular A-87, "Cost Principles for State, Local, and Indian Tribal Governments." Expenditures will be claimed in accordance with the CMS-approved HCCI claiming protocol in a Supplement to Attachment G.

LIHP		Extension Period 9/1 – 10/31/10*	DY 6 Total	DY 6 + Extension Period	DY 7 Total	DY 8 Total	DY 9 Total
1	Alameda County Health Care Services Agency	\$2,215,148	\$33,129,413	\$35,344,561	\$52,800,000	\$52,800,000	\$26,400,000
2	Contra Costa Health Services	\$4,117,501	\$16,096,080	\$20,213,581	\$30,030,000	\$31,527,600	\$33,111,000
3	Kern Medical Center	\$2,700,001	\$7,040,000	\$9,740,001	\$6,000,000	\$5,000,000	\$2,500,000
4	Los Angeles, County of	\$14,580,000	\$269,280	\$14,849,280	\$742,000	\$41,365,000	\$23,850,000
5	Orange, County of	\$4,555,327	\$40,040,000	\$44,595,327	\$66,300,000	\$66,300,000	\$33,800,000
6	Riverside County					\$10,500,000	\$5,250,000
7	San Diego, County of	\$3,520,799	\$2,464,000	\$5,984,799	\$4,000,000	\$4,200,000	\$2,400,000
8	San Francisco Department of Public Health	\$6,579,901	\$18,692,590	\$25,272,491	\$26,428,000	\$28,348,000	\$15,202,000
9	San Mateo County	\$2,042,326	\$4,928,000	\$6,970,000	\$7,250,000	\$7,450,000	\$3,770,000
10	Santa Clara, County of	\$5,589,000	\$6,160,000	\$11,749,000	\$7,100,000	\$6,200,000	\$3,000,000



**Attachment G – Supplement 1**  
**Low Income Health Program Allocations for the Health Care Coverage Initiative Population**  
**By Demonstration Year (DY) — Total Computable —**

11	Ventura County Health Care Agency	\$2,700,001	\$6,336,000	\$9,036,001	\$13,000,000	\$9,500,000	\$5,000,000
	<b>Total</b>	<b>\$48,600,004</b>	<b>\$135,155,363</b>	<b>\$183,755,367</b>	<b>\$213,650,000</b>	<b>\$263,190,600</b>	<b>\$154,283,000</b>

## Attachment H - Accounting Procedures

The following Accounting Procedures have been developed to ensure that no over claiming of expenditures occur and to provide for accurate reporting of mandated reports as required by CMS for the Demonstration. The Safety Net Financing Division's (SNFD) Hospital Contracts Unit (HCU), within the Inpatient Contract and Monitoring Section (ICMS), is responsible for preparing quarterly and annual reconciliation of program expenditures.

**I. STATE-ONLY PROGRAMS** - Reserved for State submission of accounting procedures for DY 6-10 DSHPs per paragraph 20.

### II. CERTIFIED PUBLIC EXPENDITURES

CPEs are expenditures certified by counties, university teaching hospitals, or other governmental entities within a state, as having been spent on the provision of covered services to Medi-Cal beneficiaries and uninsured individuals. CPEs are eligible for reimbursement at the federal medical assistance percentage in effect on the date the service is provided.

#### Cost Submission

At least annually, designated public hospitals (DPHs) send to SNFD an estimate of their CPEs for the project (current) year, accompanied by an attestation of the costs. The CPEs are derived from the Medi-Cal 2552-96 cost report, a Workbook developed by SNFD, and other documentation to support the estimated CPEs. These CPEs are used to establish an interim per diem rate of reimbursement for the costs of providing inpatient care to Medi-Cal beneficiaries, and to determine DSH payments, and payments from the SNCP. In addition, the data is used as the basis of a tentative settlement made for inpatient services rendered to Medi-Cal beneficiaries.

#### 1. Review Process

SNFD reviews all data submitted for accuracy and compliance with established procedures, and performs tests for reasonableness. If discrepancies or inconsistencies are identified, SNFD works directly with the DPH staff to resolve issues and correct data.

#### 2. Interim Payment Process

##### *Establish Inpatient Interim Rates*

SNFD establishes the inpatient interim rate for each DPH based on the most current filed Medi-Cal 2552-96 and Workbook. SNFD instructs Provider Enrollment Division (PED) to update the Provider Master File (PMF) to reflect the new interim rates. The new interim rates are not retroactive and are applied to all claims for services rendered effective with the update.

##### *Determine Interim Payment*

SNFD reviews the most current filed Medi-Cal 2552-96 cost report and Workbook filed by each DPH for the purpose of determining a tentative settlement. The tentative settlement is made to settle on an interim basis all claims paid to date to reflect the difference between the

## Attachment H - Accounting Procedures

interim rate paid and actual costs. The actual claims paid are based on the most current Medi-Cal claims payment data generated by California's fiscal intermediary. Based on the review and application of the current payment data, SNFD generates a notice of tentative settlement to each DPH that includes schedules supporting the calculation and a copy of the payment data. A copy of the notice is forwarded to A&I for preparation of an action notice authorizing California's fiscal intermediary to pay or recover the tentative settlement amount.

California's fiscal intermediary will prepare a Statement of Account Status which will inform the hospital of the date of payment or instructions for repayment.

### 3. Final Reconciliation Process

The final audit report of the Medi-Cal 2552-96 cost report generated by A&I will be used as the basis for final determination and settlement of the CPEs. SNFD will instruct A&I to prepare an action notice informing California's fiscal intermediary of the final settlement. California's fiscal intermediary will issue a Statement of Account Status which will incorporate the previous tentative settlement and inform the DPH of any further payment or recovery.

## III. INTERGOVERNMENTAL TRANSFERS (IGTs)

IGTs are transfers of public funds between governmental entities, such as from a county to the State. One source of the funding used for the transfer is local tax dollars. SNFD reviews the source of funding for each IGT that is proposed by a governmental entity to ensure that it meets state and federal requirements for permissible transfers.

### Pre-Transfer

For IGTs used as the non-federal share of DSH payments, DHCS and the State Treasurer's Office (STO) are notified by the county or governmental entity, prior to the transfer of funds to ensure all arrangements are complete.

For IGTs used as the non-federal share of the supplemental payments under the provisions of section 14166.12 of the California Welfare and Institutions (W&I) Code, DHCS, the California Medical Assistance Commission (CMAC), and STO are notified by the county, or governmental entity, prior to the transfer of funds to assure that all arrangements are complete.

### Transfer

#### 1. IGTs used as the non-federal share of DSH payments.

The amounts of the IGTs are determined by the data submitted to DHCS by the DPHs. Staff of the DSH Payment Unit will coordinate the amount and timing of transfers from the DPHs to STO.

#### 2. IGTs used as the non-federal share of the supplemental payments.

CMAC coordinates with HCU on the amount and timing of IGTs to the STO under the provisions of section 14166.12 of the W&I Code.

## Attachment H - Accounting Procedures

### Post-Transfer

For all IGTs, the county, or governmental entity, notifies DHCS after the transfer is complete. The transfer is verified and documented, and DHCS deposits the transferred amount into the appropriate funds for payments.

### IV. SAFETY NET CARE POOL PAYMENTS

DPHs receive SNCP payments for hospital and clinic costs associated with health care services provided to uninsured individuals.

#### Payment Processes

**The SNFD Program payment computation includes automated verification that the federal SNCP allotment, quarterly interim payments and the total SNCP funding level are not exceeded.**

The payment process includes three phases.

##### *Phase One*

Four quarterly interim payments are disbursed to hospitals during and immediately after the program year.

##### *Phase Two*

Interim reconciliation occurs based on hospital cost reports filed five months after the end of the fiscal year. Appropriate adjustments are made to either distribute an additional payment to a hospital or recover an overpayment amount.

##### *Phase Three*

The final reconciliation is based on audited hospital cost reports. Appropriate adjustments are made to either distribute an additional payment to a hospital or recover an overpayment amount.

HCU prepares a payment package for signatures. The package is reviewed by a peer for verification prior to routing to management for signatures. Each package includes:

- (i) A memorandum addressed to the Financial Management Branch Chief requesting authorization for payment.
- (ii) An invoice for the signatures of the Chiefs of ICMS and HCU.
- (iii) A copy of the support documents.

After internal signatures are obtained, HCU will:

- (i) Make a photocopy of payment package for program files.

## **Attachment H - Accounting Procedures**

- (ii) Record data on an internal spreadsheet, (including amount, date paid and annual totals).

The payment packages are submitted to Accounting. Accounting processes the payment request and submits it to SCO. After the payment is made, Accounting will send a claim schedule to HCU for confirmation.

### **V. DISPROPORTIONATE SHARE HOSPITAL PROGRAM**

DHCS disburses \$1.0325 billion of the federal DSH allotment to eligible DPHs and non-designated public hospitals (NDPHs) annually. Hospitals that satisfy federal criteria specified in the Social Security Act and determined by the California Medicaid State Plan (State Plan), are eligible to receive DSH program funding. The State Plan defines DPHs and NDPHs, specifies the funding level, and describes the distribution methodology.

The non-federal share of DSH payments to DPHs is comprised of CPEs and IGTs. DPHs use CPEs to claim DSH funding for up to 100 percent of their uncompensated care costs, and use IGTs to claim DSH funding for up to 175 percent of their uncompensated care costs, as permitted by the Omnibus Budget Reconciliation Act of 1993. By contract, the nonfederal share of DSH payments to NDPHs is the State General Fund.

Annually, the DSH Share Hospital Eligibility Unit submits a DSH Program audit report to CMS as required by the Social Security Act. The DSH Share Hospital Payment Unit (DSHPU) performs a final reconciliation of total DSH hospital-specific payments to ensure that funding provided during and after the project year does not exceed appropriate funding levels established by actual hospital uncompensated care costs, as required by the State Plan.

The DSH Program payment computations include automated verification that the federal DSH allotment, appropriate IGT funds invoiced for DSH payments, and the total DSH Program funding level are not exceeded.

The DSHPU protocol and procedures include quality audits to ensure that correct data is used appropriately and that correct amounts are disbursed to the appropriate hospitals.

#### **A. DESIGNATED PUBLIC HOSPITALS**

##### **Check Write Memorandum**

The DSHPU generates a check write memorandum addressed to California's fiscal intermediary. The check write memorandum specifies the funding period, the payment amount, and the funding source.

The check write memorandum includes a payment authorization notice (PAN) and a memorandum to Accounting. The DSHPU uses a unique PAN sequence number to identify each payment transaction. For payments using IGTs as the non-federal share of the payments, the

## **Attachment H - Accounting Procedures**

PAN provides Accounting with authorization to use the federal DSH allotment and IGT funds from the Medicaid Inpatient Adjustment Fund. The memorandum provides instructions for Accounting to draw federal funds using the appropriate non-federal share sources.

### **Signature Authorization**

The DSH Program signature authorization document includes the DSHPU Chief and the DSH Financing & Non-Contract Hospital Recoupment Section Chief.

### **Payment Process**

The payment process for DPHs includes three phases.

#### *Phase One*

Four quarterly interim payments are disbursed to hospitals during and immediately after the program year.

#### *Phase Two*

Interim reconciliation is based on hospital cost reports filed five months after the end of the fiscal year. Appropriate adjustments are made to either distribute an additional payment to a hospital or recover an overpayment amount.

#### *Phase Three*

The final reconciliation is based on audited hospital cost reports. Appropriate adjustments are made to either distribute an additional payment to a hospital or recover an overpayment amount.

EDS prepares the check write computer file for submission to SCO.

## **B. NON-DESIGNATED PUBLIC HOSPITALS**

### **Check Write Memorandum**

The DSHPU generates a check write memorandum addressed to California's fiscal intermediary. The check write memorandum specifies the funding period, the payment amount, and the funding source (50% General Fund and 50% federal DSH allotment).

The check write memorandum includes a PAN and a memorandum to Accounting. The DSHPU uses a unique PAN sequence number to identify each payment transaction. The PAN provides Accounting with authorization to use the General Fund and federal DSH allotment. The memorandum provides instructions for Accounting to draw federal funds using the appropriate non-federal share sources.

### **Signature Authorization**

## **Attachment H - Accounting Procedures**

The DSH Program signature authorization document includes the DSHPU Chief and the DSH Financing & Non-Contract Hospital Recoupment Section Chief.

### **Payment Process**

The payment process for NDPHs includes two phases.

#### *Phase One*

During the first phase, interim payments are disbursed to hospitals during and immediately after the program year. Bimonthly payments are made based on tentative data. The first payment of the year is based on the prior year's data. As more current data becomes available, a recalculation is made and payments are adjusted based on current information.

#### *Phase Two*

Before the final payment is made, hospitals are given the opportunity to review the data used to calculate payment amounts. Final adjustments to payments are made in this phase after all discrepancies have been resolved. Appropriate adjustments are made to either distribute the final installment or recover any overpayment amounts.

EDS prepares the check write computer file for submission to SCO.

### **C. PRIVATE HOSPITALS**

DHCS disburses approximately \$465 million of DSH replacement funding to eligible private hospitals annually. Hospitals that satisfy federal criteria specified in the Social Security Act and determined by the State Plan, are eligible to receive DSH replacement funding. The State Plan defines private hospitals, specifies the funding level, and describes the funding distribution methodology. In addition to the DSH replacement funding, DSH-eligible private hospitals receive their pro rata share of payments from a defined pool within the annual DSH allotment.

#### **Check Write Memorandum**

The DSHPU generates a check write memorandum addressed to California's fiscal intermediary. The check write memorandum specifies the funding period, the payment amount, and the funding source (50% General Fund and 50% federal Medicaid funding).

The check write memorandum includes a PAN and a memorandum to Accounting. The DSHPU uses a unique PAN sequence number to identify each payment transaction. The PAN provides Accounting with authorization to use the State General Fund and federal Medicaid funds. The memorandum provides instructions for Accounting to draw federal funds using the appropriate non-federal sources.

#### **Signature Authorization**

## Attachment H - Accounting Procedures

The DSH Program signature authorization document includes the DSHPU Chief and the DSH Financing & Non-Contract Hospital Recoupment Section Chief.

### Payment Process

The payment process for private hospitals includes two phases.

#### *Phase One*

During the first phase, interim payments are disbursed to hospitals during and immediately after the program year. Bimonthly payments are made based on tentative data. The first payment of the year is based on the prior year's data. As more current data becomes available, a recalculation is made and payments are adjusted based on current information.

#### *Phase Two*

Before the final payment is made, hospitals are given the opportunity to review the data used to calculate payment amounts. Final adjustments to payments are made in this phase after all discrepancies have been resolved. Appropriate adjustments are made to either distribute the final installment or recover an overpayment amounts.

EDS prepares the check write computer file for submission to SCO.

## VI. PRIVATE HOSPITAL SUPPLEMENTAL PAYMENTS

CMAC negotiates contract amendments with hospitals participating in the Selective Provider Contracting Program (SPCP) to provide acute inpatient hospital care to Medi-Cal patients. Eligible private hospitals receive supplemental payments funded with State General Funds and federal funds.

### Payment Determination

Approximately two times per year, CMAC forwards to HCU the contract amendments for supplemental payments from the Private Hospital Supplemental Fund. Each contract amendment indicates the amount and date to be paid.

### Payment Process

HCU prepares a payment package for signatures. The package is reviewed by a peer for verification prior to routing to management for signatures. Each package includes:

- (i) A memorandum addressed to the Financial Management Branch Chief requesting authorization for payment.
- (ii) An invoice for the signatures of the Chiefs of ICMS and HCU.
- (iii) A copy of the support documents.

After internal signatures are obtained, HCU will:



## **Attachment H - Accounting Procedures**

- (i) Make a photocopy of payment package for program files.
- (ii) Record data on an internal spreadsheet, (including amount, date paid, and annual totals).

The payment packages are submitted to Accounting. Accounting processes the payment request and submits it to SCO. After the payment is made, Accounting will send a claim schedule to HCU for confirmation.

### **VII. NON-DESIGNATED PUBLIC HOSPITAL SUPPLEMENTAL PAYMENTS**

CMAC negotiates contract amendments with hospitals participating in the SPCP to provide acute inpatient hospital care to Medi-Cal patients. Eligible NDPHs receive supplemental payments funded with State General Funds and federal funds.

#### **Payment Determination**

Approximately two times per year, CMAC forwards to HCU the contract amendments for supplemental payments from the Non-designated Public Hospital Supplemental Fund. Each contract amendment indicates the amount and date to be paid.

#### **Payment Process**

HCU prepares a payment package for signatures. The package is reviewed by a peer for verification prior to routing to management for signatures. Each package includes:

- (i) A memorandum addressed to Financial Management Branch Chief requesting authorization for payment.
- (ii) An invoice for the signatures of the Chiefs of ICMS and HCU.
- (iii) A copy of the support documents.

After internal signatures are obtained, HCU will:

- (i) Make a photocopy of payment package for program files.
- (ii) Record data on an internal spreadsheet, (including amount, date paid, and annual totals).

The payment packages are submitted to Accounting. Accounting processes the payment request and submits it to SCO. After the payment is made, Accounting will send a claim schedule to HCU for confirmation.

### **VIII. DISTRESSED HOSPITAL FUND PAYMENTS**

CMAC negotiates contract amendments with participating SPCP hospitals that meet criteria for distressed hospitals. These hospitals must serve a substantial volume of Medi-Cal patients, be a critical component of the Medi-Cal program's health care delivery system, and be facing a

## **Attachment H - Accounting Procedures**

significant financial hardship that may impair ability to continue their range of services for the Medi-Cal program.

The non-federal share of distressed hospital fund payments is funded by State Treasury funds that are 20% of the July 2005 balance of the prior supplemental funds (PFSs), accrued interest on the PFSs, and any additional amounts appropriated by the Legislature.

### **Payment Determination**

Approximately two times per year, CMAC forwards to HCU the contract amendments for payments from the Distressed Hospital Fund. Each contract amendment indicates the amount and date to be paid.

### **Payment Process**

HCU prepares a payment package for signatures. The package is reviewed by a peer for verification prior to routing to management for signatures. Each package includes:

- (i) A memorandum addressed to Financial Management Branch Chief requesting authorization for payment.
- (ii) An invoice for the signatures of the Chiefs of ICMS and HCU.
- (iii) A copy of the support documents.

After internal signatures are obtained, HCU will:

- (i) Make a photocopy of payment package for program files.
- (ii) Record data on an internal spreadsheet, (including amount, date paid, and annual totals).

The payment packages are submitted to Accounting. Accounting processes the payment request, and submits it to SCO. After the payment is made, Accounting will send a claim schedule to HCU for confirmation.

## **IX. CONSTRUCTION/RENOVATION REIMBURSEMENT PROGRAM (SB 1732)**

In 1989, Senate Bill (SB) 1732 was enacted to establish the Construction/Renovation Reimbursement Program (also known as the SB 1732 program) (Welfare and Institutions Code 14085.5). Under this program, reimbursement is provided to eligible hospitals for the debt service costs incurred on revenue bonds used to finance eligible hospital construction project(s).

### **Invoice Submission**

Invoices are submitted by participating hospitals to HCU no more than twice each year. The invoices consist of the following:

## **Attachment H - Accounting Procedures**

- (i) A cover letter from the hospital's Chief Financial Officer, or other appropriate representative.
- (ii) A reimbursement request that includes bond debt service payment (principal and/or interest).
- (iii) Support documents verifying payment by the hospital to the debt holder.

### **Review Process**

HCU verifies inclusion and accuracy of all required documents in the invoice package.

### **Payment Process**

HCU calculates reimbursement amounts on a spreadsheet by:

- (i) Determining the amount of debt service paid.
- (ii) Deducting interest earned in the hospital's SB 1732 account.
- (iii) Calculating the reimbursable amount based on the eligible portion of the construction project and the Medi-Cal Utilization Rate percentage.

HCU prepares a reimbursement payment package, which is reviewed and approved by the ICMS Chief, and submits it to California's fiscal intermediary. .

HCU sends a notification letter to each eligible hospital and a copy of the notification letter is forwarded to CMAC.

California's fiscal intermediary forwards payment requests to SCO and sends copies of the payment requests to HCU.

SCO mails the payment to the hospital.

## **X. SELECTIVE PROVIDER CONTRACTING PROGRAM**

The SPCP was established in 1982 and operated under a two-year section 1915(b) waiver until August 31, 2005. On September 1, 2005, CMS approved the continuation of a restructured SPCP under California's new five-year section 1115 Medi-Cal Hospital/Uninsured Care Demonstration. The SPCP allows DHCS to selectively contract with acute care hospitals to provide inpatient hospital care to Medi-Cal beneficiaries. Under the SPCP, CMAC negotiates contract terms and conditions and per diem rates with participating hospitals on behalf of DHCS. This program has resulted in millions of dollars of savings each year which offset expenditures in this Demonstration to assist in achieving budget neutrality.

The non-federal share of SPCP payments is funded by amounts from the State General Fund.

### **Contract Process**

California Bridge to Health Reform

Demonstration Approval Period: November 1, 2010 through October 31, 2015 unless otherwise specified

Amended August 29, 2013

Page 187 of 419

## Attachment H - Accounting Procedures

CMAC forwards proposed contract(s)/amendment(s) to HCU for review. After review, final proposed contracts/amendments are presented at a CMAC meeting for approval by the Commissioners. The approved contracts/amendments are signed by authorized hospital representatives and submitted by CMAC to HCU for processing. The HCU analyst prepares contract/amendment packages for processing and obtains the signature of DHCS's delegated Contract Officer (SNFD Chief) to fully execute the contracts/amendments.

### Notification Process

HCU notifies PED of new per diem rates and/or new Current Procedural Terminology codes, revenue codes, and Health Care Procedure Coding System codes, to update the Provider Master File with the hospital- specific information. This file is used by California's fiscal intermediary to process and pay claims submitted by all Medi-Cal providers, including those participating in the SPCP.

### Distribution Process

HCU distributes fully executed contracts/amendments to the following:

- (i) Contracted hospital
- (ii) CMAC Executive Director
- (iii) Medi-Cal Field Office
- (iv) A&I

### i. CMS-64 QUARTERLY EXPENSE REPORT

After the end of every quarter, Accounting summarizes all payments and claims made relating to the Demonstration during the quarter and sends the summary to SNFD to verify the payment period, amount and funding source. After the confirmation, Accounting prepares and submits the CMS-64 Quarterly Expense Report to CMS.

## Attachment I

### Quarterly Report Guidelines

In accordance with Section, paragraph 20, the State is required to submit quarterly progress reports to CMS. The purpose of the quarterly report is to inform CMS of significant Demonstration activity from the time of approval through completion of the Demonstration. The reports are due to CMS 60 days after the end of each quarter.

The following report guidelines are intended as a framework and can be modified when agreed upon by CMS and the State. A complete quarterly progress report must include the budget neutrality monitoring workbook. An electronic copy of the report narrative and the Microsoft Excel budget neutrality monitoring workbook is provided.

#### **NARRATIVE REPORT FORMAT:**

##### **TITLE**

**Title Line One** – State of California Bridge to Health Reform Demonstration 11-W-00193/9)

**Title Line Two - Section 1115 Quarterly Report  
Demonstration Reporting Period:**

Example:

Demonstration Year: 6 (9/1/10 - 12/31/10)

##### **Introduction:**

Information describing the goal of the Demonstration, what it does, and key dates of approval /operation. (This should be the same for each report.)

##### **Enrollment Information:**

Please complete the following table that outlines current enrollment in each HCCI program under the Demonstration. The State should indicate “N/A” where appropriate.

##### **Note:**

Monthly enrollment data during the quarter and Demonstration Year to Date by:

- i. County of participation the number of persons in the Medicaid Coverage Expansion Program ([MCE]) who are new recipients and existing recipients by FPL;
- ii. County of participation the number of persons in the HCCI program ([SNCP – HCCI]) who are new recipients and existing recipients by FPL;
- iii. County of participation the number of persons enrolled in the SPD program ([Existing SPD] or [Mandatory SPD]);
- iv. County of participation the number of persons enrolled in the California Children Services Program based on Medi-Cal eligibility ([CCS – State Plan]) and DSHP ([CCS – DSHP]); and
- v. County of participation the number of persons participating in DSHP receiving FFP.
- vi. Monthly eligible member-month totals for [LIHP], [Existing SPD], [Mandatory SPD], [CCS – State Plan], and [Families],

## Attachment I

### Quarterly Report Guidelines

**Member-Months:** To permit full recognition of “in-process” eligibility, reported member month totals may be revised subsequently as needed. To document revisions to totals submitted in prior quarters, the State must report a new table with revised member month totals indicating the quarter for which the member month report is superseded. The term “eligible member months” refers to the number of months in which persons are eligible to receive services. For example, a person who is eligible for 3 months contributes 3 eligible member months to the total. Two individuals who are eligible for 2 months each contribute 2 eligible member months to the total, for a total of 4 eligible member months.

Demonstration Programs	Month 1	Month 2	Month 3	Quarter	Current Enrollees (to date)
154.					

**Outreach/Innovative Activities:**

Summarize outreach activities and/or promising practices for the current quarter.

**Operational/Policy Developments/Issues:**

Identify all significant program developments/issues/problems that have occurred in the current quarter.

**Financial/Budget Neutrality Developments/Issues:**

Identify all significant developments/issues/problems with financial accounting, budget neutrality, and CMS 64 reporting for the current quarter. Identify the State’s actions to address these issues.

**Consumer Issues:**

A summary of the types of complaints or problems consumers identified about the program in the current quarter. Include any trends discovered, the resolution of complaints, and any actions taken or to be taken to prevent other occurrences.

**Quality Assurance/Monitoring Activity:**

Identify any quality assurance/monitoring activity in current quarter.

**Enclosures/Attachments:**

Identify by title any attachments along with a brief description of what information the document contains.

**State Contact(s):**

Identify individuals by name, title, phone, fax, and address that CMS may contact should any questions arise.

## **Attachment I**

### **Quarterly Report Guidelines**

*The State may also add additional program headings as applicable.*

**Date Submitted to CMS:**

## **Attachment J – Administrative Cost Claiming Protocol**

Reserve for State submission of modified LIHP administrative cost claiming protocol per paragraph 45.



**Attachment K – Budget Neutrality Projections and Allotment Neutrality Requirements**

<b>WITHOUT WAIVER - PMPM</b>								
<u>MEGS</u>	<u>CMS-64 reporting form (if applicable)</u>	<u>Trend Rates</u>	<u>DY06</u>	<u>DY07</u>	<u>DY08</u>	<u>DY09</u>	<u>DY10</u>	<u>5 Year Total</u>
<b><i>State Plan Groups</i></b>								
Family - COHS		<b>5.30%</b>	\$171.68	\$180.78	\$190.36	\$197.40	\$207.28	
	<i>Family - COHS</i>	5.30%	\$171.68	\$180.78	\$190.36	\$200.45	\$211.07	
	<i>Expansion Family COHS</i>	5.30%				\$163.31	\$171.96	
Family - TPM/GMC		<b>5.30%</b>	\$150.40	\$158.37	\$166.76	\$174.81	\$183.68	
	<i>Family - TPM/GMC</i>	5.30%	\$150.40	\$158.37	\$166.76	\$175.60	\$184.91	
	<i>Expansion Family TPM/GMC</i>	5.30%				\$153.09	\$161.21	
SPD - COHS		<b>7.40%</b>	\$1,069.73	\$1,148.89	\$1,233.91	\$1,262.70	\$1,344.93	
	<i>Existing SPD's - COHS</i>	7.40%	\$1,069.73	\$1,148.89	\$1,233.91	\$1,325.22	\$1,423.29	
	<i>Expansion SPDs - COHS</i>	7.40%				\$884.64	\$950.10	
SPD - TPM/GMC		<b>7.40%</b>	\$730.43	\$784.48	\$842.53	\$904.16	\$970.67	
	<i>Existing SPD's - TPM/GMC</i>	7.40%	\$730.43	\$784.48	\$842.53	\$904.88	\$971.84	
	<i>Special Populations-SPD's</i>	7.40%	\$730.43	\$784.48	\$842.53	\$904.88	\$971.84	
	<i>Expansion SPDs - TPM/GMC</i>	7.40%				\$801.45	\$860.76	
Special Populations-Spec. Needs Child.		<b>3.28%</b>	\$1,390.66	\$1,436.27	\$1,483.38	\$1,532.04	\$1,582.29	
<b><i>Hypothetical Populations</i></b>								
MCE		5.00%	\$300.00	\$315.00	\$330.75	\$347.29		
ECM		3.16%	\$10.00	\$10.00	\$10.00	\$10.00	\$10.00	
CBAS		3.16%	\$888.53	\$916.60	\$945.57	\$975.45	\$1,006.27	

**Attachment K – Budget Neutrality Projections and Allotment Neutrality Requirements**

<b>WITHOUT WAIVER - Revised Member Months (January 2012)</b>									
<u>MEGS</u>	<u>CMS-64 reporting form (if applicable)</u>	<u>Trend Rates</u>	<u>DY06</u>	<u>DY07</u>	<u>DY08</u>	<u>DY09</u>	<u>DY10</u>	<u>5 Year Total</u>	
<b><i>State Plan Groups</i></b>									
Family - COHS			7,456,116	7,530,677	7,605,984	8,368,969	8,591,417		
	<i>Family - COHS</i>	<i>1.00%</i>	<i>7,456,116</i>	<i>7,530,677</i>	<i>7,605,984</i>	<i>7,682,044</i>	<i>7,758,864</i>		
	<i>Expansion Family COHS</i>	<i>1.00%</i>				<i>686,925</i>	<i>832,553</i>		
Family - TPM/GMC			36,909,574	37,278,670	37,651,457	39,418,058	40,514,232		
	<i>Family - TPM/GMC</i>	<i>1.00%</i>	<i>36,909,574</i>	<i>37,278,670</i>	<i>37,651,457</i>	<i>38,027,971</i>	<i>38,408,251</i>		
	<i>Expansion Family TPM/GMC</i>	<i>1.00%</i>				<i>1,390,087</i>	<i>2,105,981</i>		
SPD - COHS			1,064,064	1,074,705	1,085,452	1,277,602	1,327,000		
	<i>Existing SPD's - COHS</i>	<i>1.00%</i>	<i>1,064,064</i>	<i>1,074,705</i>	<i>1,085,452</i>	<i>1,096,306</i>	<i>1,107,269</i>		
	<i>Expansion SPDs - COHS</i>	<i>1.00%</i>				<i>181,296</i>	<i>219,731</i>		
SPD - TPM/GMC			1,773,473	4,061,876	5,500,366	5,556,795	5,594,669		
	<i>Existing SPD's - TPM/GMC</i>	<i>1.00%</i>	<i>1,745,286</i>	<i>1,762,739</i>	<i>1,780,366</i>	<i>1,798,170</i>	<i>1,816,152</i>		
	<i>Special Populations-SPD's</i>		<i>28,187</i>	<i>2,299,137</i>	<i>3,720,000</i>	<i>3,720,000</i>	<i>3,720,000</i>		
	<i>Expansion SPDs - TPM/GMC</i>	<i>1.00%</i>				<i>38,625</i>	<i>58,518</i>		
Special Populations-Spec. Needs Child.			1,356,036	1,396,717	1,438,619	1,481,777	1,526,230		
<b><i>Hypothetical Populations</i></b>									
MCE			2,996,500	3,918,500	4,610,000	2,535,500			
ECM			0	21,000	84,000	84,000	14,000		
CBAS			0	84,000	336,000	336,000	56,000		
<b>Total Member Months</b>			<b>51,555,763</b>	<b>55,366,145</b>	<b>58,311,877</b>	<b>59,058,702</b>	<b>57,623,549</b>		

**Attachment K – Budget Neutrality Projections and Allotment Neutrality Requirements**

<b>WITHOUT WAIVER - Projected Without Waiver Expenditures</b>								
<u>MEGS</u>	<u>CMS-64 reporting form</u> <u>(if applicable)</u>	<u>Trend</u> <u>Rates</u>	<u>DY06</u>	<u>DY07</u>	<u>DY08</u>	<u>DY09</u>	<u>DY10</u>	<u>5 Year Total</u>
<b>State Plan Groups</b>								
Family - COHS			\$1,280,074,346	\$1,361,397,469	\$1,447,887,050	\$1,652,052,238	\$1,780,868,672	\$7,522,279,775
	<i>Family - COHS</i>		<i>\$1,280,074,346</i>	<i>\$1,361,397,469</i>	<i>\$1,447,887,050</i>	<i>\$1,539,871,314</i>	<i>\$1,637,699,339</i>	
	<i>Expansion Family COHS</i>					<i>\$112,180,923</i>	<i>\$143,169,333</i>	
Family - TPM/GMC			\$5,551,199,601	\$5,903,867,312	\$6,278,940,002	\$6,890,653,023	\$7,441,582,033	\$32,066,241,971
	<i>Family - TPM/GMC</i>		<i>\$5,551,199,601</i>	<i>\$5,903,867,312</i>	<i>\$6,278,940,002</i>	<i>\$6,677,841,061</i>	<i>\$7,102,084,303</i>	
	<i>Expansion Family TPM/GMC</i>					<i>\$212,811,962</i>	<i>\$339,497,729</i>	
SPD - COHS			\$1,138,263,784	\$1,234,720,257	\$1,339,350,452	\$1,613,228,268	\$1,784,727,625	\$7,110,290,387
	<i>Existing SPD's - COHS</i>		<i>\$1,138,263,784</i>	<i>\$1,234,720,257</i>	<i>\$1,339,350,452</i>	<i>\$1,452,847,009</i>	<i>\$1,575,961,265</i>	
	<i>Expansion SPDs - COHS</i>					<i>\$160,381,259</i>	<i>\$208,766,360</i>	
SPD - TPM/GMC			\$1,295,390,692	\$3,186,450,077	\$4,634,216,959	\$5,024,215,504	\$5,430,605,013	\$19,570,878,245
	<i>Existing SPD's - TPM/GMC</i>		<i>\$1,274,802,175</i>	<i>\$1,382,828,912</i>	<i>\$1,500,009,834</i>	<i>\$1,627,120,667</i>	<i>\$1,765,002,872</i>	
	<i>Special Populations-SPD's</i>		<i>\$20,588,516</i>	<i>\$1,803,621,165</i>	<i>\$3,134,207,125</i>	<i>\$3,366,138,452</i>	<i>\$3,615,232,698</i>	
	<i>Expansion SPDs - TPM/GMC</i>					<i>\$30,956,384</i>	<i>\$50,369,443</i>	
Special Populations-Spec. Needs Child.			\$1,885,785,024	\$2,006,067,936	\$2,134,022,973	\$2,270,139,494	\$2,414,938,072	\$10,710,953,498
<b>Hypothetical Populations</b>								
MCE			\$898,950,000	\$1,234,327,500	\$1,524,757,500	\$880,547,456	\$0	\$4,538,582,456
ECM			\$0	\$210,000	\$840,000	\$840,000	\$140,000	\$2,030,000
CBAS			\$0	\$76,994,808	\$317,711,377	\$327,751,057	\$56,351,332	\$778,808,574
<b>Other below the line adjustments</b>								
Public Hospital IP UPL		6.43%	\$2,596,361,467	\$2,763,307,510	\$2,940,988,182	\$3,205,705,972	\$3,504,932,961	\$15,011,296,092
<b>Total Without Waiver Ceiling</b> <b>(Total Computable)</b>			<b>\$14,646,024,914</b>	<b>\$17,767,342,869</b>	<b>\$20,618,714,496</b>	<b>\$21,865,133,012</b>	<b>\$22,414,145,708</b>	<b>\$97,311,360,998</b>

**Attachment K – Budget Neutrality Projections and Allotment Neutrality Requirements**

<b>WITH WAIVER - PMPM</b>									
<u>MEGS</u>	<u>CMS-64 reporting form (if applicable)</u>	<u>Trend Rates</u>	<u>DY06</u>	<u>DY07</u>	<u>DY08</u>	<u>DY09</u>	<u>DY10</u>	<u>5 Year Total</u>	
<b><i>State Plan Groups</i></b>									
Family - COHS			\$150.49	\$156.89	\$163.55	\$169.19	\$176.14		
	<i>Family - COHS</i>		\$150.49	\$156.89	\$163.55	\$170.50	\$177.75		
	<i>Expansion Family COHS</i>					\$154.51	\$161.08		
Family - TPM/GMC			\$120.22	\$125.33	\$130.66	\$135.92	\$141.56		
	<i>Family - TPM/GMC</i>		\$120.22	\$125.33	\$130.66	\$136.21	\$142.00		
	<i>Expansion Family TPM/GMC</i>					\$128.13	\$133.58		
SPD - COHS			\$946.99	\$989.60	\$1,034.14	\$1,052.55	\$1,095.01		
	<i>Existing SPD's - COHS</i>		\$946.99	\$989.60	\$1,034.14	\$1,080.67	\$1,129.30		
	<i>Expansion SPDs - COHS</i>					\$882.47	\$922.18		
SPD - TPM/GMC			\$497.00	\$528.75	\$563.53	\$599.75	\$637.50		
	<i>Existing SPD's - TPM/GMC</i>		\$496.94	\$519.30	\$542.67	\$567.09	\$592.61		
	<i>Special Populations-SPD's</i>		\$500.93	\$536.00	\$573.51	\$613.66	\$656.62		
	<i>Expansion SPDs - TPM/GMC</i>					\$780.14	\$815.25		
Special Populations-Spec. Need Children			\$1,390.66	\$1,436.27	\$1,469.02	\$1,487.82	\$1,506.86		
<b><i>Hypothetical Groups</i></b>									
MCE			\$300.00	\$315.00	\$330.75	\$347.29			
ECM			\$10.00	\$10.00	\$10.00	\$10.00	\$10.00		
CBAS			\$888.53	\$916.60	\$945.57	\$975.45	\$1,006.27		

**Attachment K – Budget Neutrality Projections and Allotment Neutrality Requirements**

<b>WITH WAIVER - Revised Member Months (January 2012)</b>									
	<u>MEGS</u>	<u>CMS-64 reporting form (if applicable)</u>	<u>Trend Rates</u>	<u>DY06</u>	<u>DY07</u>	<u>DY08</u>	<u>DY09</u>	<u>DY10</u>	<u>5 Year Total</u>
<b><i>State Plan Groups</i></b>									
	Family - COHS			7,456,116	7,530,677	7,605,984	8,368,969	8,591,417	
		<i>Family - COHS</i>		7,456,116	7,530,677	7,605,984	7,682,044	7,758,864	
		<i>Expansion Family COHS</i>					686,925	832,553	
	Family - TPM/GMC			36,909,574	37,278,670	37,651,457	39,418,058	40,514,232	
		<i>Family - TPM/GMC</i>		36,909,574	37,278,670	37,651,457	38,027,971	38,408,251	
		<i>Expansion Family TPM/GMC</i>					1,390,087	2,105,981	
	SPD - COHS			1,064,064	1,074,705	1,085,452	1,277,602	1,327,000	
		<i>Existing SPD's - COHS</i>		1,064,064	1,074,705	1,085,452	1,096,306	1,107,269	
		<i>Expansion SPDs - COHS</i>					181,296	219,731	
	SPD - TPM/GMC			1,773,473	4,061,876	5,500,366	5,556,795	5,594,669	
		<i>Existing SPD's - TPM/GMC</i>		1,745,286	1,762,739	1,780,366	1,798,170	1,816,152	
		<i>Special Populations-SPD's</i>		28,187	2,299,137	3,720,000	3,720,000	3,720,000	
		<i>Expansion SPDs - TPM/GMC</i>					38,625	58,518	
	Special Populations-Spec. Need Children			1,356,036	1,396,717	1,438,619	1,481,777	1,526,230	
<b><i>Hypothetical Groups</i></b>									
	MCE			2,996,500	3,918,500	4,610,000	2,535,500	0	
	ECM			0	21,000	84,000	84,000	14,000	
	CBAS			0	84,000	336,000	336,000	56,000	
<b>Total Member Months</b>				<b>51,555,763</b>	<b>55,366,145</b>	<b>58,311,877</b>	<b>59,058,702</b>	<b>57,623,549</b>	

**Attachment K – Budget Neutrality Projections and Allotment Neutrality Requirements**

<b>WITH WAIVER – Population Expenditures</b>							
<u>MEGS</u>	<u>CMS-64 reporting form (if applicable)</u>	<u>DY06</u>	<u>DY07</u>	<u>DY08</u>	<u>DY09</u>	<u>DY10</u>	<u>5 Year Total</u>
Family - COHS		\$1,122,070,897	\$1,181,456,499	\$1,243,985,084	\$1,415,959,777	\$1,513,250,262	\$6,476,722,519
	<i>Family - COHS</i>	<i>\$1,122,070,897</i>	<i>\$1,181,456,499</i>	<i>\$1,243,985,084</i>	<i>\$1,309,822,995</i>	<i>\$1,379,145,377</i>	
	<i>Expansion Family COHS</i>				<i>\$106,136,782</i>	<i>\$134,104,885</i>	
Family - TPM/GMC		\$4,437,269,019	\$4,672,111,482	\$4,919,382,982	\$5,357,853,174	\$5,735,186,654	\$25,121,803,310
	<i>Family - TPM/GMC</i>	<i>\$4,437,269,019</i>	<i>\$4,672,111,482</i>	<i>\$4,919,382,982</i>	<i>\$5,179,741,326</i>	<i>\$5,453,879,136</i>	
	<i>Expansion Family TPM/GMC</i>				<i>\$178,111,847</i>	<i>\$281,307,518</i>	
SPD - COHS		\$1,007,657,967	\$1,063,532,602	\$1,122,505,484	\$1,344,736,548	\$1,453,074,084	\$5,991,506,685
	<i>Existing SPD's - COHS</i>	<i>\$1,007,657,967</i>	<i>\$1,063,532,602</i>	<i>\$1,122,505,484</i>	<i>\$1,184,748,414</i>	<i>\$1,250,442,713</i>	
	<i>Expansion SPDs - COHS</i>				<i>\$159,988,134</i>	<i>\$202,631,371</i>	
SPD - TPM/GMC		\$881,422,139	\$2,147,720,511	\$3,099,627,857	\$3,332,677,528	\$3,566,591,569	\$13,028,039,603
	<i>Existing SPD's - TPM/GMC</i>	<i>\$867,302,425</i>	<i>\$915,394,344</i>	<i>\$966,152,961</i>	<i>\$1,019,726,142</i>	<i>\$1,076,269,957</i>	
	<i>Special Populations-SPD's</i>	<i>\$14,119,714</i>	<i>\$1,232,326,166</i>	<i>\$2,133,474,896</i>	<i>\$2,282,818,139</i>	<i>\$2,442,615,408</i>	
	<i>Expansion SPDs - TPM/GMC</i>				<i>\$30,133,247</i>	<i>\$47,706,203</i>	
Special Populations-Spec. Need Children		\$1,885,779,146	\$2,006,061,683	\$2,113,353,886	\$2,204,616,960	\$2,299,821,139	\$10,509,632,812
<b><i>Hypothetical Groups</i></b>							
MCE		\$898,950,000	\$1,234,327,500	\$1,524,757,500	\$880,547,456	\$0	\$4,538,582,456
ECM		\$0	\$210,000	\$840,000	\$840,000	\$140,000	\$2,030,000
CBAS		\$0	\$76,994,808	\$317,711,377	\$327,751,057	\$56,351,332	\$778,808,574
	<b>TOTAL POPULATION EXPENDITURES</b>	<b>\$10,233,149,167</b>	<b>\$12,382,415,084</b>	<b>\$14,342,164,170</b>	<b>\$14,864,982,499</b>	<b>\$14,624,415,039</b>	<b>\$66,447,125,959</b>

<b>WITH WAIVER – Hospital Expenditures</b>							
<u>Description</u>	<u>Trend Rates</u>	<u>DY06</u>	<u>DY07</u>	<u>DY08</u>	<u>DY09</u>	<u>DY10</u>	<u>5 Year Total</u>
Public Hospital Payments	6.43%	\$2,196,242,461	\$2,315,498,426	\$2,418,075,006	\$2,525,195,729	\$2,637,061,900	\$12,092,073,523
Mental Health Supplements		\$3,754,220	\$3,995,616	\$4,252,534	\$4,525,972	\$4,816,992	\$21,345,336
	<b>TOTAL HOSPITAL EXPENDITURES</b>	<b>\$2,199,996,681</b>	<b>\$2,319,494,043</b>	<b>\$2,422,327,541</b>	<b>\$2,529,721,702</b>	<b>\$2,641,878,893</b>	<b>\$12,113,418,858</b>

## Attachment K – Budget Neutrality Projections and Allotment Neutrality Requirements

<b>WITH WAIVER – Waiver Savings Expenditures</b>							
<u>Description</u>	<u>DY06</u>	<u>DY07</u>	<u>DY08</u>	<u>DY09</u>	<u>DY10</u>	<u>5 Year Total</u>	
Existing Uncompensated Care	\$1,172,000,000	\$1,172,000,000	\$1,172,000,000	\$1,172,000,000	\$1,172,000,000	\$5,860,000,000	
Proposed Uncompensated Care	\$461,486,827	\$822,000,000	\$497,000,000	\$276,000,000	\$100,000,000	\$2,156,486,827	
Coverage Initiative (134%-200%)	\$184,000,000	\$214,000,000	\$263,000,000	\$154,000,000	\$0	\$815,000,000	
Investment/Incentive Pool	\$1,006,880,349	\$1,300,000,000	\$1,400,000,000	\$1,400,000,000	\$1,400,000,000	\$6,506,880,349	
HIV Transition Incentive Program	\$0	\$0	\$110,000,000	\$55,000,000	\$0	\$165,000,000	
IHS Uncompensated Care	\$0	\$0	\$15,461,000	\$15,461,000	\$0	\$30,922,000	
<b>TOTAL SNCP EXPENDITURES</b>	<b>\$2,824,367,176</b>	<b>\$3,508,000,000</b>	<b>\$3,457,461,000</b>	<b>\$3,072,461,000</b>	<b>\$2,672,000,000</b>	<b>\$15,534,289,176</b>	

<b>WITH WAIVER – Total Expenditures</b>							
	<u>DY06</u>	<u>DY07</u>	<u>DY08</u>	<u>DY09</u>	<u>DY10</u>	<u>5 Year Total</u>	
<b>Total With Waiver Expenditures</b>	\$15,257,513,024	\$18,209,909,127	\$20,221,952,711	\$20,467,165,200	\$19,938,293,931	\$94,094,833,993	
<b>Total Net Waiver Expenditures</b>	<b>\$15,257,513,024</b>	<b>\$18,209,909,127</b>	<b>\$20,221,952,711</b>	<b>\$20,467,165,200</b>	<b>\$19,938,293,931</b>	<b>\$94,094,833,993</b>	

<b>SUMMARY</b>							
	<u>DY06</u>	<u>DY07</u>	<u>DY08</u>	<u>DY09</u>	<u>DY10</u>	<u>5 Year Total</u>	
<b>Annual Budget Neutrality Margin</b>	<b>-\$611,488,110</b>	<b>-\$442,566,258</b>	<b>\$396,761,785</b>	<b>\$1,397,967,812</b>	<b>\$2,475,851,776</b>		
<b>Cumulative Budget Neutrality Margin</b>	<b>-\$611,488,110</b>	<b>-\$1,054,054,368</b>	<b>-\$657,292,583</b>	<b>\$740,675,229</b>	<b>\$3,216,527,005</b>		

## Attachment L – Managed Care Enrollment Requirements

Prior authority/ 1115 transition group	County Included	Included State Plan Populations								
		Section 1931 Children	Section 1931 Adults	Blind/ Disabled Adults	Blind/ Disabled Children	Aged & Related Populations	Foster Care Children	Title XXI CHIP <sup>a</sup>	BCCPT * Program	Children with accelerated eligibility
<b>HIO Waiver 1915(b)</b>	<b>Santa Cruz</b>	All populations are required to enroll in managed care					Req.	Req.	Req.	Req.
	<b>Monterey</b>	All populations are required to enroll in managed care					Req.	Req.	Req.	Req.
	<b>Merced</b>	All populations are required to enroll in managed care					Req.	Req.	Req.	Req.
	<b>Orange</b>	All populations are required to enroll in managed care					Req.	Req.	Req.	Req.
	<b>Solano</b>	All populations are required to enroll in managed care					Req.	Req.	Req.	Req.
	<b>Napa</b>	All populations are required to enroll in managed care					Req.	Req.	Req.	Req.
	<b>Sonoma</b>	All populations are required to enroll in managed care					Req.	Req.	Req.	Req.
<b>Yolo</b>	All populations are required to enroll in managed care					Req.	Req.	Req.	Req.	
<b>HPSM 1915(b)</b>	<b>San Mateo</b>	All populations are required to enroll in managed care					Req.	Req <sup>a</sup>	Req.	Req.
<b>SBSLOR HA 1915(b)</b>	<b>Santa Barbara</b>	All populations are required to enroll in managed care					Req.	Req <sup>a</sup>	Req.	Req.
	<b>San Luis Obispo</b>	All populations are required to enroll in managed care					Req.	Req <sup>a</sup>	Req.	Req.
<b>Two-Plan/GM C Waiver 1915(b)</b>	<b>Alameda</b>	All populations are required to enroll in managed care					Vol.	Req. <sup>b</sup>	Vol.	
	<b>Contra Costa</b>	All populations are required to enroll in managed care					Vol.	Req. <sup>b</sup>	Vol.	
	<b>Fresno</b>	All populations are required to enroll in managed care					Vol.	Req. <sup>b</sup>	Vol.	
	<b>Kern</b>	All populations are required to enroll in managed care					Vol.	Req. <sup>b</sup>	Vol.	
	<b>Kings</b>	All populations are required to enroll in managed care					Vol.	Req. <sup>b</sup>	Vol.	
	<b>Los Angeles</b>	All populations are required to enroll in managed care					Vol.	Req. <sup>b</sup>	Vol.	
	<b>Madera</b>	All populations are required to enroll in managed care					Vol.	Req. <sup>b</sup>	Vol.	
	<b>Riverside</b>	All populations are required to enroll in managed care					Vol.	Req. <sup>b</sup>	Vol.	
	<b>Sacramento</b>	All populations are required to enroll in managed care					Vol.	Req. <sup>b</sup>	Vol.	
	<b>San Bernardino</b>	All populations are required to enroll in managed care					Vol.	Req. <sup>b</sup>	Vol.	
	<b>San Diego</b>	All populations are required to enroll in managed care					Vol.	Req. <sup>b</sup>	Vol.	
	<b>San Francisco</b>	All populations are required to enroll in managed care					Vol.	Req. <sup>b</sup>	Vol.	
	<b>San Joaquin</b>	All populations are required to enroll in managed care					Vol.	Req. <sup>b</sup>	Vol.	
	<b>Santa Clara</b>	All populations are required to enroll in managed care					Vol.	Req. <sup>b</sup>	Vol.	
	<b>Stanislaus</b>	All populations are required to enroll in managed care					Vol.	Req. <sup>b</sup>	Vol.	
<b>Tulare</b>	All populations are required to enroll in managed care					Vol.	Req. <sup>b</sup>	Vol.		
<b>2011 Managed Care Expansions</b>	<b>Marin</b>	All populations are required to enroll in managed care					Req.	Req.	Req.	Req.
	<b>Mendocino</b>	All populations are required to enroll in managed care					Req.	Req.	Req.	Req.
	<b>Ventura</b>	All populations are required to enroll in managed care					Req.	Req.	Req.	Req.
<b>2013 Managed Care Expansion</b>  <b>County Organized Health System (COHS) Health Insuring Organization (HIO)±</b>	<b>Del Norte</b>	All Populations Required to enroll in managed care					Req	Req	Req	Req <sup>b</sup>
	<b>Humboldt</b>	All Populations Required to enroll in managed care					Req	Req	Req	Req <sup>b</sup>
	<b>Lake</b>	All Populations Required to enroll in managed care					Req	Req	Req	Req <sup>b</sup>
	<b>Lassen</b>	All Populations Required to enroll in managed care					Req	Req	Req	Req <sup>b</sup>
	<b>Modoc</b>	All Populations Required to enroll in managed care					Req	Req	Req	Req <sup>b</sup>
	<b>Shasta</b>	All Populations Required to enroll in managed care					Req	Req	Req	Req <sup>b</sup>
	<b>Siskiyou</b>	All Populations Required to enroll in managed care					Req	Req	Req	Req <sup>b</sup>
	<b>Trinity</b>	All Populations Required to enroll in managed care					Req	Req	Req	Req <sup>b</sup>



## Attachment L – Managed Care Enrollment Requirements

Prior authority/ 1115 transition group	County Included	Included State Plan Populations								
		Section 1931 Children	Section 1931 Adults	Blind/ Disabled Adults	Blind/ Disabled Children	Aged & Related Populations	Foster Care Children	Title XXI CHIP <sup>a</sup>	BCCPT * Program	Children with accelerated eligibility
2013 managed care expansion  Regional <sup>±</sup>	Alpine	Req	Req	Vol	Vol	Vol	Vol	Req	Vol	Req <sup>b</sup>
	Amador	Req	Req	Vol	Vol	Vol	Vol	Req	Vol	Req <sup>b</sup>
	Butte	Req	Req	Vol	Vol	Vol	Vol	Req	Vol	Req <sup>b</sup>
	Calaveras	Req	Req	Vol	Vol	Vol	Vol	Req	Vol	Req <sup>b</sup>
	Colusa	Req	Req	Vol	Vol	Vol	Vol	Req	Vol	Req <sup>b</sup>
	El Dorado	Req	Req	Vol	Vol	Vol	Vol	Req	Vol	Req <sup>b</sup>
	Glenn	Req	Req	Vol	Vol	Vol	Vol	Req	Vol	Req <sup>b</sup>
	Inyo	Req	Req	Vol	Vol	Vol	Vol	Req	Vol	Req <sup>b</sup>
	Mariposa	Req	Req	Vol	Vol	Vol	Vol	Req	Vol	Req <sup>b</sup>
	Mono	Req	Req	Vol	Vol	Vol	Vol	Req	Vol	Req <sup>b</sup>
	Nevada	Req	Req	Vol	Vol	Vol	Vol	Req	Vol	Req <sup>b</sup>
	Placer	Req	Req	Vol	Vol	Vol	Vol	Req	Vol	Req <sup>b</sup>
	Plumas	Req	Req	Vol	Vol	Vol	Vol	Req	Vol	Req <sup>b</sup>
	Sierra	Req	Req	Vol	Vol	Vol	Vol	Req	Vol	Req <sup>b</sup>
	Sutter	Req	Req	Vol	Vol	Vol	Vol	Req	Vol	Req <sup>b</sup>
	Tehama	Req	Req	Vol	Vol	Vol	Vol	Req	Vol	Req <sup>b</sup>
Tuolumne	Req	Req	Vol	Vol	Vol	Vol	Req	Vol	Req <sup>b</sup>	
Yuba	Req	Req	Vol	Vol	Vol	Vol	Req	Vol	Req <sup>b</sup>	
2013 managed care expansion  Imperial <sup>±</sup>	Imperial	Req	Req	Vol	Vol	Vol	Vol	Req	Vol	Req <sup>b</sup>
2013 managed care expansion  San Benito <sup>±</sup>	San Benito	Vol					Vol	Vol	Vol	Vol <sup>b</sup>

Notes:  
Vol=Voluntary  
Req=Required

<sup>a</sup> Required CHIP enrollment is subject to the transition requirements of STC 105 and all other requirements in section VIII. E of the demonstration's STCs.

\* BCCPT - Breast and Cervical Cancer Prevention Treatment Program

<sup>±</sup> Part of the 2013 Managed Care Expansion, COHS Model, to begin no sooner than September 1, 2013

<sup>±</sup> Part of the 2013 Managed Care Expansion, non-COHS Model, to begin no sooner than November 1, 2013

## Attachment L – Managed Care Enrollment Requirements

Prior authority/ 1115 transition group	County Included	Populations that may be excluded from enrollment in managed care									
		Dual Eligibles	Preg. Women	Other Insurance	Nursing Facility or ICF/MR Resident	Enrolled in Another Managed Care Program	Less than 3 Months Eligibility	HCBS Waiver-rolled	Special Needs Children (State Defined)	CHIP Title XXI	Retro Eligibility
HIO Waiver 1915(b)	Santa Cruz					X				X <sup>h</sup>	
	Monterey					X				X <sup>h</sup>	
	Merced					X				X <sup>h</sup>	
	Orange					X				X <sup>h</sup>	
	Solano					X				X <sup>h</sup>	
	Napa					X				X <sup>h</sup>	
	Sonoma					X				X <sup>h</sup>	
	Yolo					X				X <sup>h</sup>	
HPSM 1915(b)	San Mateo					X				X <sup>h</sup>	
SBSLORH A 1915(b)	Santa Barbara					X				X <sup>h</sup>	
	San Luis Obispo					X				X <sup>h</sup>	
Two-Plan/GMC Waiver 1915(b)	Alameda	X <sup>C</sup>	X <sup>d</sup>	X <sup>ef</sup>	X	X <sup>g</sup>	X			X <sup>i</sup>	X
	Contra Costa	X <sup>C</sup>	X <sup>d</sup>	X <sup>ef</sup>	X	X <sup>g</sup>	X			X <sup>i</sup>	X
	Fresno	X <sup>C</sup>	X <sup>d</sup>	X <sup>ef</sup>	X	X <sup>g</sup>	X			X <sup>i</sup>	X
	Kern	X <sup>C</sup>	X <sup>d</sup>	X <sup>ef</sup>	X	X <sup>g</sup>	X			X <sup>i</sup>	X
	Kings**	X <sup>C</sup>	X <sup>d</sup>	X <sup>ef</sup>	X	X <sup>g</sup>	X			X <sup>i</sup>	X
	Los Angeles	X <sup>C</sup>	X <sup>d</sup>	X <sup>ef</sup>	X	X <sup>g</sup>	X			X <sup>i</sup>	X
	Madera**	X <sup>C</sup>	X <sup>d</sup>	X <sup>ef</sup>	X	X <sup>g</sup>	X			X <sup>i</sup>	X
	Riverside	X <sup>C</sup>	X <sup>d</sup>	X <sup>ef</sup>	X	X <sup>g</sup>	X			X <sup>i</sup>	X
	Sacramento	X <sup>C</sup>	X <sup>d</sup>	X <sup>ef</sup>	X	X <sup>g</sup>	X			X <sup>i</sup>	X
	San Bernardino	X <sup>C</sup>	X <sup>d</sup>	X <sup>ef</sup>	X	X <sup>g</sup>	X			X <sup>i</sup>	X
	San Diego	X <sup>C</sup>	X <sup>d</sup>	X <sup>ef</sup>	X	X <sup>g</sup>	X			X <sup>i</sup>	X
	San Francisco	X <sup>C</sup>	X <sup>d</sup>	X <sup>ef</sup>	X	X <sup>g</sup>	X			X <sup>i</sup>	X
	San Joaquin	X <sup>C</sup>	X <sup>d</sup>	X <sup>ef</sup>	X	X <sup>g</sup>	X			X <sup>i</sup>	X
	Santa Clara	X <sup>C</sup>	X <sup>d</sup>	X <sup>ef</sup>	X	X <sup>g</sup>	X			X <sup>i</sup>	X
	Stanislaus	X <sup>C</sup>	X <sup>d</sup>	X <sup>ef</sup>	X	X <sup>g</sup>	X			X <sup>i</sup>	X
Tulare	X <sup>C</sup>	X <sup>d</sup>	X <sup>ef</sup>	X	X <sup>g</sup>	X			X <sup>i</sup>	X	
2011 Managed Care Expansion	Marin					X				X <sup>h</sup>	
	Mendocino					X				X <sup>h</sup>	
	Ventura					X				X <sup>h</sup>	
2013 Managed Care Expansion	Del Norte					X				X <sup>h</sup>	
	Humboldt					X				X <sup>h</sup>	
	Lake					X				X <sup>h</sup>	
	Lassen					X				X <sup>h</sup>	
County Organized Health	Modoc					X				X <sup>h</sup>	
	Shasta					X				X <sup>h</sup>	
	Siskiyou					X				X <sup>h</sup>	

## Attachment L – Managed Care Enrollment Requirements

<b>System (COHS) Health Insuring Organization (HIO)±</b>	Trinity					X				X <sup>h</sup>	
<b>2013 Managed Care Expansion</b>	<b>Alpine</b>	X <sup>c</sup>	X <sup>d</sup>	X <sup>e,f</sup>	X	X <sup>g</sup>	X			X <sup>i</sup>	
	<b>Amador</b>	X <sup>c</sup>	X <sup>d</sup>	X <sup>e,f</sup>	X	X <sup>g</sup>	X			X <sup>i</sup>	
	<b>Butte</b>	X <sup>c</sup>	X <sup>d</sup>	X <sup>e,f</sup>	X	X <sup>g</sup>	X			X <sup>i</sup>	
	<b>Calaveras</b>	X <sup>c</sup>	X <sup>d</sup>	X <sup>e,f</sup>	X	X <sup>g</sup>	X			X <sup>i</sup>	
	<b>Colusa</b>	X <sup>c</sup>	X <sup>d</sup>	X <sup>e,f</sup>	X	X <sup>g</sup>	X			X <sup>i</sup>	
	<b>El Dorado</b>	X <sup>c</sup>	X <sup>d</sup>	X <sup>e,f</sup>	X	X <sup>g</sup>	X			X <sup>i</sup>	
	<b>Glenn</b>	X <sup>c</sup>	X <sup>d</sup>	X <sup>e,f</sup>	X	X <sup>g</sup>	X			X <sup>i</sup>	
	<b>Inyo</b>	X <sup>c</sup>	X <sup>d</sup>	X <sup>e,f</sup>	X	X <sup>g</sup>	X			X <sup>i</sup>	
	<b>Mariposa</b>	X <sup>c</sup>	X <sup>d</sup>	X <sup>e,f</sup>	X	X <sup>g</sup>	X			X <sup>i</sup>	
	<b>Mono</b>	X <sup>c</sup>	X <sup>d</sup>	X <sup>e,f</sup>	X	X <sup>g</sup>	X			X <sup>i</sup>	
	<b>Nevada</b>	X <sup>c</sup>	X <sup>d</sup>	X <sup>e,f</sup>	X	X <sup>g</sup>	X			X <sup>i</sup>	
	<b>Placer</b>	X <sup>c</sup>	X <sup>d</sup>	X <sup>e,f</sup>	X	X <sup>g</sup>	X			X <sup>i</sup>	
	<b>Plumas</b>	X <sup>c</sup>	X <sup>d</sup>	X <sup>e,f</sup>	X	X <sup>g</sup>	X			X <sup>i</sup>	
	<b>Sierra</b>	X <sup>c</sup>	X <sup>d</sup>	X <sup>e,f</sup>	X	X <sup>g</sup>	X			X <sup>i</sup>	
	<b>Sutter</b>	X <sup>c</sup>	X <sup>d</sup>	X <sup>e,f</sup>	X	X <sup>g</sup>	X			X <sup>i</sup>	
<b>Tehama</b>	X <sup>c</sup>	X <sup>d</sup>	X <sup>e,f</sup>	X	X <sup>g</sup>	X			X <sup>i</sup>		
<b>Tuolumne</b>	X <sup>c</sup>	X <sup>d</sup>	X <sup>e,f</sup>	X	X <sup>g</sup>	X			X <sup>i</sup>		
<b>Yuba</b>	X <sup>c</sup>	X <sup>d</sup>	X <sup>e,f</sup>	X	X <sup>g</sup>	X			X <sup>i</sup>		
<b>2013 managed care expansion</b>	<b>Imperial</b>	X <sup>c</sup>	X <sup>d</sup>	X <sup>e,f</sup>	X	X <sup>g</sup>	X			X <sup>i</sup>	
<b>2013 managed care expansion</b>	<b>San Benito</b>	X <sup>c</sup>	X <sup>d</sup>	X <sup>e,f</sup>	X	X <sup>g</sup>	X			X <sup>i</sup>	

**Notes:**

- <sup>c</sup> State excludes enrollment of dual eligibles who are simultaneously enrolled in a Medicare Advantage plan, unless the Medicare Advantage plan also has a Medi-Cal managed care contract;
- <sup>d</sup> These beneficiaries receive pregnancy related services only;
- <sup>e</sup> State excludes individuals that have a share of cost or are ineligible for full-scope services;
- <sup>f</sup> State excludes individuals who have been approved by the Medi-Cal Field Office or the CCS program for any major organ transplant that is a Medi-Cal FFS benefit, except kidney transplants;
- <sup>g</sup> Individuals enrolled in mental health or dental health managed care programs are not considered to be enrolled in another managed care program
- <sup>h</sup> State only Healthy Families;
- <sup>i</sup> Except for non-Healthy Families children in the Percent of Poverty program.

± Part of the 2013 Managed Care Expansion, COHS Model, to begin no sooner than September 1, 2013

<sup>z</sup> Part of the 2013 Managed Care Expansion, non-COHS Model, to begin no sooner than November 1, 2013

## Attachment M – Geographic Distribution and Delivery System Model

Prior authority/ 1115 transition group	Counties Included	Delivery System Model	Managed Care Organizations Participating
<b>HIO Waiver 1915(b)</b>	<b>Santa Cruz</b>	MCO/HIO	Central Coast Alliance
	<b>Monterey</b>	MCO/HIO	Central Coast Alliance
	<b>Merced</b>	MCO/HIO	Central Coast Alliance
	<b>Orange</b>	MCO/HIO	CalOPTIMA
	<b>Solano</b>	MCO/HIO	Partnership HealthPlan of California
	<b>Napa</b>	MCO/HIO	Partnership HealthPlan of California
	<b>Sonoma</b>	MCO/HIO	Partnership HealthPlan of California
	<b>Yolo</b>	MCO/HIO	Partnership HealthPlan of California
<b>HPSM 1915(b)</b>	<b>San Mateo</b>	MCO	Health Plan of San Mateo
<b>SBSLORH A 1915(b)</b>	<b>Santa Barbara</b>	MCO/HIO	CenCal
	<b>San Luis Obispo</b>	MCO/HIO	CenCal
<b>Two-Plan/ GMC Waiver 1915(b)</b>	<b>Alameda</b>	MCO	Alameda Alliance for Health , Anthem Blue Cross Partnership Plan
	<b>Contra Costa</b>	MCO	Contra Costa Health Plan, Anthem Blue Cross Partnership Plan
	<b>Fresno</b>	MCO	Health Net Community Solutions, Anthem Blue Cross Partnership Plan
	<b>Kern</b>	MCO	Kern Family Health, Health Net Community Solutions
	<b>Kings**</b>	MCO	Cal Viva, Anthem Blue Cross (when implemented)
	<b>Los Angeles *</b>	MCO	L.A. Care Health Plan, Health Net Community Solutions
	<b>Madera**</b>	MCO	Cal Viva, Anthem Blue Cross (when implemented)
	<b>Riverside *</b>	MCO	Inland Empire Health Plan, Molina Healthcare of California Partner Plan
	<b>Sacramento</b>	MCO; medical PAHP; dental	Anthem Blue Cross, Health Net Community Solutions, Kaiser Permanente , Molina Healthcare of California Partner Plan
	<b>San Bernardino *</b>	MCO	Inland Empire Health Plan, Molina Healthcare of California Partner Plan
	<b>San Diego</b>	MCO	Care First, Community Health Group, Health Net Community Solutions, Kaiser Permanente , Molina Healthcare of California Partner Plan
	<b>San Francisco</b>	MCO	San Francisco Health Plan, Anthem Blue Cross Partnership Plan
	<b>San Joaquin</b>	MCO	Health Plan of San Joaquin, Health Net
	<b>Santa Clara</b>	MCO	Santa Clara Family Health Plan, Anthem Blue Cross Partnership Plan
<b>Stanislaus</b>	MCO	Health Plan of San Joaquin, , Health Net Community Solutions	
<b>Tulare</b>	MCO	Anthem Blue Cross Partnership Plan, Health Net Community Solutions	
<b>2011 Managed Care Expansion s</b>	<b>Kings</b>	MCO	Anthem Blue Cross, CalViva
	<b>Madera</b>	MCO	Anthem Blue Cross, CalViva
	<b>Marin</b>	MCO/HIO	Partnership HealthPlan of California
	<b>Mendocino</b>	MCO/HIO	Partnership HealthPlan of California
	<b>Ventura</b>	MCO/HIO	Gold Coast Health Plan
<b>2013 Managed Care Expansion  County Organized Health System</b>	<b>Del Norte</b>	MCO/HIO	Partnership HealthPlan of California
	<b>Humboldt</b>	MCO/HIO	Partnership HealthPlan of California
	<b>Lake</b>	MCO/HIO	Partnership HealthPlan of California
	<b>Lassen</b>	MCO/HIO	Partnership HealthPlan of California
	<b>Modoc</b>	MCO/HIO	Partnership HealthPlan of California
	<b>Shasta</b>	MCO/HIO	Partnership HealthPlan of California
	<b>Siskiyou</b>	MCO/HIO	Partnership HealthPlan of California

## Attachment M – Geographic Distribution and Delivery System Model

<b>(COHS) Health Insuring Organizati on (HIO)±</b>	<b>Trinity</b>	MCO/HIO	Partnership HealthPlan of California
	<b>Alpine</b>	MCO	Anthem Blue Cross, California Health and Wellness Plan
<b>2013 Managed Care Expansion  Regional±</b>	<b>Amador</b>	MCO	Anthem Blue Cross, California Health and Wellness Plan, Kaiser
	<b>Butte</b>	MCO	Anthem Blue Cross, California Health and Wellness Plan
	<b>Calaveras</b>	MCO	Anthem Blue Cross, California Health and Wellness Plan
	<b>Colusa</b>	MCO	Anthem Blue Cross, California Health and Wellness Plan
	<b>El Dorado</b>	MCO	Anthem Blue Cross, California Health and Wellness Plan, Kaiser
	<b>Glenn</b>	MCO	Anthem Blue Cross, California Health and Wellness Plan
	<b>Inyo</b>	MCO	Anthem Blue Cross, California Health and Wellness Plan
	<b>Mariposa</b>	MCO	Anthem Blue Cross, California Health and Wellness Plan
	<b>Mono</b>	MCO	Anthem Blue Cross, California Health and Wellness Plan
	<b>Nevada</b>	MCO	Anthem Blue Cross, California Health and Wellness Plan
	<b>Placer</b>	MCO	Anthem Blue Cross, California Health and Wellness Plan, Kaiser
	<b>Plumas</b>	MCO	Anthem Blue Cross, California Health and Wellness Plan
	<b>Sierra</b>	MCO	Anthem Blue Cross, California Health and Wellness Plan
	<b>Sutter</b>	MCO	Anthem Blue Cross, California Health and Wellness Plan
	<b>Tehama</b>	MCO	Anthem Blue Cross, California Health and Wellness Plan
	<b>Tuolumne</b>	MCO	Anthem Blue Cross, California Health and Wellness Plan
<b>Yuba</b>	MCO	Anthem Blue Cross, California Health and Wellness Plan	
<b>2013 Managed Care Expansion Imperial±</b>	<b>Imperial</b>	MCO	California Health and Wellness Plan, Molina Healthcare
<b>2013 Managed Care Expansion  San Benito±</b>	<b>San Benito</b>	MCO	Anthem Blue Cross (Note: beneficiaries in this county will also have a choice of FFS because only one plan is available)

Note:

\* These counties allow beneficiaries in certain zip codes to enroll on a voluntary basis

Planned Expansions:

- \*\*In March 2011, Kings and Madera County, Two Plan Expansion - authority as approved by the Tri-Country 1915b approval
- \*\*\*In July, 2011, Marin, Mendocino and Ventura counties plan to begin operation using an HIO model

± Part of the 2013 Managed Care Expansion to begin no earlier than September 1, 2013 for COHS counties and November 1, 2013 for non-COHS counties.

### Attachment N – Capitated Benefits Provided in Managed Care

(X = covered by plan. If service is not covered, plan is contractually required to provide care coordination to members)

Service	State Plan Service Category	Definition	Covered in GMC	Covered in 2-Plan	COH S	Regional	Imperial	San Benito
Acupuncture Services	Other Practitioners' Services and Acupuncture Services	Acupuncture services shall be limited to treatment performed to prevent, modify or alleviate the perception of severe, persistent chronic pain resulting from a generally recognized medical condition.	X <sup>1</sup>	X <sup>1</sup>	X <sup>1</sup>	X <sup>1</sup>	X <sup>1</sup>	X <sup>1</sup>
Acute Administrative Days	Intermediate Care Facility Services	Acute administrative days are covered, when authorized by a Medi-Cal consultant subject to the acute inpatient facility has made appropriate and timely discharge planning, all other coverage has been utilized and the acute inpatient facility meets the requirements contained in the Manual of Criteria for Medi-Cal Authorization.	X <sup>5</sup>	X <sup>5</sup>	X	X <sup>5</sup>	X <sup>5</sup>	X <sup>5</sup>
Blood and Blood Derivatives	Blood and Blood Derivatives	A facility that collects, stores, and distributes human blood and blood derivatives. Covers certification of blood ordered by a physician or facility where transfusion is given.	X	X	X	X	X	X
California Children Services (CCS)	Service is not covered under the State Plan	California Children Services (CCS) means those services authorized by the CCS program for the diagnosis and treatment of the CCS eligible conditions of a specific Member.			X <sup>6</sup>			
Certified Family nurse practitioner	Certified Family Nurse Practitioners' Services	A certified family nurse practitioners who provide services within the scope of their practice.	X	X	X	X	X	X
Certified Pediatric Nurse Practitioner Services	Certified Pediatric Nurse Practitioner Services	Covers the care of mothers and newborns through the maternity cycle of pregnancy, labor, birth, and the immediate postpartum period, not to exceed six weeks; can also include primary care services.	X	X	X	X	X	X
Child Health and Disability Prevention (CHDP) Program		A preventive program that delivers periodic health assessments and provides care coordination to assist with medical appointment scheduling, transportation, and access to diagnostic and treatment services.	X	X	X <sup>4</sup>	X	X	X

### Attachment N – Capitated Benefits Provided in Managed Care

(X = covered by plan. If service is not covered, plan is contractually required to provide care coordination to members)

Service	State Plan Service Category	Definition	Covered in GMC	Covered in 2-Plan	COH S	Regional	Imperial	San Benito
Childhood Lead Poisoning Case Management (Provided by the Local County Health Departments)		A case of childhood lead poisoning (for purposes of initiating case management) as a child from birth up to 21 years of age with one venous blood lead level (BLL) equal to or greater than 20 µg/dL, or two BLLs equal to or greater than 15 µg/dL that must be at least 30 and no more than 600 calendar days apart, the first specimen is not required to be venous, but the second must be venous.						
Chiropractic Services	Chiropractors' Services	Services provided by chiropractors, acting within the scope of their practice as authorized by California law, are covered, except that such services shall be limited to treatment of the spine by means of manual manipulation.	X <sup>1</sup>	X <sup>1</sup>	X <sup>1</sup>	X <sup>1</sup>	X <sup>1</sup>	X <sup>1</sup>
Chronic Hemodialysis	Chronic Hemodialysis	Procedure used to treat kidney failure - covered only as an outpatient service. Blood is removed from the body through a vein and circulated through a machine that filters the waste products and excess fluids from the blood. The “cleaned” blood is then returned to the body. Chronic means this procedure is performed on a regular basis. Prior authorization required when provided by renal dialysis centers or community hemodialysis units.	X	X	X	X	X	X

### Attachment N – Capitated Benefits Provided in Managed Care

(X = covered by plan. If service is not covered, plan is contractually required to provide care coordination to members)

Service	State Plan Service Category	Definition	Covered in GMC	Covered in 2-Plan	COH S	Regional	Imperial	San Benito
Community Based Adult Services (CBAS)		<p>CBAS Bundled services: An outpatient, facility based service program that delivers skilled nursing care, social services, therapies, personal care, family/caregiver training and support, meals and transportation to eligible Medi-Cal beneficiaries.</p> <p>CBAS Unbundled Services: Component parts of CBAS center services delivered outside of centers, under certain conditions, as specified in paragraph 95.</p>	X	X	X			
Comprehensive Perinatal Services	Extended Services for Pregnant Women-Pregnancy Related and Postpartum Services	Comprehensive perinatal services means obstetrical, psychosocial, nutrition, and health education services, and related case coordination provided by or under the personal supervision of a physician during pregnancy and 60 days following delivery.	X	X	X	X	X	X
Dental Services		Professional services performed or provided by dentists including diagnosis and treatment of malposed human teeth, of disease or defects of the alveolar process, gums, jaws and associated structures; the use of drugs, anesthetics and physical evaluation; consultations; home, office and institutional calls.						
Drug Medi-Cal Substance Abuse Services	Substance Abuse Treatment Services	Medically necessary substance abuse treatment to eligible beneficiaries.						
Durable Medical Equipment	DME	Assistive medical devices and supplies. Covered with a prescription; prior authorization is required.	X	X	X	X	X	X



### Attachment N – Capitated Benefits Provided in Managed Care

(X = covered by plan. If service is not covered, plan is contractually required to provide care coordination to members)

Service	State Plan Service Category	Definition	Covered in GMC	Covered in 2-Plan	COH S	Regional	Imperial	San Benito
Early and Periodic Screening, Diagnosis, and Treatment (EPSDT) Services and EPSDT Supplemental Services	EPSDT	Preliminary evaluation to help identify potential health issues.	X	X	X	X	X	X
Enhanced Case Management (ECM), as defined in paragraph 96		A service consisting of those “Complex Case Management” and “Person-Centered Planning” services including the coordination of beneficiaries’ individual needs for needed long-term care services and supports.	X	X	X	X	X	X
Erectile Dysfunction Drugs		FDA-approved drugs that may be prescribed if a male patient experiences an inability or difficulty getting or keeping an erection as a result of a physical problem.						
Expanded Alpha-Fetoprotein Testing (Administered by the Genetic Disease Branch of DHCS)		A simple blood test recommended for all pregnant women to detect if they are carrying a fetus with certain genetic abnormalities such as open neural tube defects, Down Syndrome, chromosomal abnormalities, and defects in the abdominal wall of the fetus.						
Eyeglasses, Contact Lenses, Low Vision Aids, Prosthetic Eyes and Other Eye Appliances	Eyeglasses, Contact Lenses, Low Vision Aids, Prosthetic Eyes, and Other Eye Appliances	Eye appliances are covered on the written prescription of a physician or optometrist.	X <sup>1,3</sup>	X <sup>1,3</sup>	X <sup>1,3</sup>	X <sup>1,3</sup>	X <sup>1,3</sup>	X <sup>1,3</sup>

### Attachment N – Capitated Benefits Provided in Managed Care

(X = covered by plan. If service is not covered, plan is contractually required to provide care coordination to members)

Service	State Plan Service Category	Definition	Covered in GMC	Covered in 2-Plan	COH S	Regional	Imperial	San Benito
Federally Qualified Health Centers (FQHC) (Medi-Cal covered services only)	FQHC	An entity defined in Section 1905 of the Social Security Act (42 United States Code Section 1396d(1)(2)(B)).	X	X	X	X	X	X
Hearing Aids	Hearing Aids	Hearing aids are covered only when supplied by a hearing aid dispenser on prescription of an otolaryngologist, or the attending physician where there is no otolaryngologist available in the community, plus an audiological evaluation including a hearing aid evaluation which must be performed by or under the supervision of the above physician or by a licensed audiologist.	X	X	X	X	X	X
Home and Community-Based Waiver Services (Does not include EPSDT Services)		Home and community-based waiver services shall be provided and reimbursed as Medi-Cal covered benefits only: (1) For the duration of the applicable federally approved waiver, (2) To the extent the services are set forth in the applicable waiver approved by the HHS; and (3) To the extent the Department can claim and be reimbursed federal funds for these services.						
Home Health Agency Services	Home Health Services-Home Health Agency	Home health agency services are covered as specified below when prescribed by a physician and provided at the home of the beneficiary in accordance with a written treatment plan which the physician reviews every 60 days.	X	X	X	X	X	X
Home Health Aide Services	Home Health Services-Home Health Aide	Covers skilled nursing or other professional services in the residence including part-time and intermittent skilled nursing services, home health aid services, physical therapy, occupational therapy, or speech therapy and audiology services, and medical social services by a social worker.	X	X	X	X	X	X

### Attachment N – Capitated Benefits Provided in Managed Care

(X = covered by plan. If service is not covered, plan is contractually required to provide care coordination to members)

Service	State Plan Service Category	Definition	Covered in GMC	Covered in 2-Plan	COHS	Regional	Imperial	San Benito
Hospice Care	Hospice Care	Covers services limited to individuals who have been certified as terminally ill in accordance with Title 42, CFR Part 418, Subpart B, and who directly or through their representative volunteer to receive such benefits in lieu of other care as specified.	X	X	X	X	X	X
Hospital Outpatient Department Services and Organized Outpatient Clinic Services	Clinic Services and Hospital Outpatient Department Services and Organized Outpatient Clinic Services	A scheduled administrative arrangement enabling outpatients to receive the attention of a healthcare provider. Provides the opportunity for consultation, investigation and minor treatment.	X	X	X	X	X	X
Human Immunodeficiency Virus and AIDS drugs		Human Immunodeficiency Virus and AIDS drugs that are listed in the Medi-Cal Provider Manual			X <sup>2</sup>			

### Attachment N – Capitated Benefits Provided in Managed Care

(X = covered by plan. If service is not covered, plan is contractually required to provide care coordination to members)

Service	State Plan Service Category	Definition	Covered in GMC	Covered in 2-Plan	COH S	Regional	Imperial	San Benito
Hysterectomy	Inpatient Hospital Services	Except for previously sterile women, a nonemergency hysterectomy may be covered only if: (1) The person who secures the authorization to perform the hysterectomy has informed the individual and the individual's representatives, if any, orally and in writing, that the hysterectomy will render the individual permanently sterile, (2) The individual and the individual's representative, if any, has signed a written acknowledgment of the receipt of the information in and (3) The individual has been informed of the rights to consultation by a second physician. An emergency hysterectomy may be covered only if the physician certifies on the claim form or an attachment that the hysterectomy was performed because of a life-threatening emergency situation in which the physician determined that prior acknowledgement was not possible and includes a description of the nature of the emergency.			X			
Indian Health Services (Medi-Cal covered services only)		Indian means any person who is eligible under federal law and regulations (25 U.S.C. Sections 1603c, 1679b, and 1680c) and covers health services provided directly by the United States Department of Health and Human Services, Indian Health Service, or by a tribal or an urban Indian health program funded by the Indian Health Service to provide health services to eligible individuals either directly or by contract.	X	X	X	X	X	X

### Attachment N – Capitated Benefits Provided in Managed Care

(X = covered by plan. If service is not covered, plan is contractually required to provide care coordination to members)

Service	State Plan Service Category	Definition	Covered in GMC	Covered in 2-Plan	COHS	Regional	Imperial	San Benito
In-Home Medical Care Waiver Services and Nursing Facility Waiver Services		In-home medical care waiver services and nursing facility waiver services are covered when prescribed by a physician and provided at the beneficiary's place of residence in accordance with a written treatment plan indicating the need for in-home medical care waiver services or nursing facility waiver services and in accordance with a written agreement between the Department and the provider of service.	X	X	X	X	X	X
Inpatient Hospital Services	Inpatient Hospital Services	Covers delivery services and hospitalization for newborns; emergency services without prior authorization; and any hospitalization deemed medically necessary with prior authorization.	X	X	X	X	X	X
Intermediate Care Facility Services for the Developmentally Disabled	Intermediate Care Facility Services for the Developmentally Disabled	Intermediate care facility services for the developmentally disabled are covered subject to prior authorization by the Department. Authorizations may be granted for up to six months. The authorization request shall be initiated by the facility. The attending physician shall sign the authorization request and shall certify to the Department that the beneficiary requires this level of care	X <sup>5</sup>	X <sup>5</sup>	X	X <sup>5</sup>	X <sup>5</sup>	X <sup>5</sup>

### Attachment N – Capitated Benefits Provided in Managed Care

(X = covered by plan. If service is not covered, plan is contractually required to provide care coordination to members)

Service	State Plan Service Category	Definition	Covered in GMC	Covered in 2-Plan	COH S	Regional	Imperial	San Benito
Intermediate Care Facility Services for the Developmentally Disabled Habilitative	Intermediate Care Facility Services for the Developmentally Disabled Habilitative	Intermediate care facility services for the developmentally disabled habilitative (ICF-DDH) are covered subject to prior authorization by the Department of Health Services for the ICF-DDH level of care. Authorizations may be granted for up to six months. Requests for prior authorization of admission to an ICF-DDH or for continuation of services shall be initiated by the facility on forms designated by the Department. Certification documentation required by the Department of Developmental Services must be completed by regional center personnel and submitted with the Treatment Authorization Request form. The attending physician shall sign the Treatment Authorization Request form and shall certify to the Department that the beneficiary requires this level of care.	X <sup>5</sup>	X <sup>5</sup>	X	X <sup>5</sup>	X <sup>5</sup>	X <sup>5</sup>
Intermediate Care Facility Services for the Developmentally Disabled-Nursing.		Intermediate care facility services for the developmentally disabled-nursing (ICF/ID-N) are covered subject to prior authorization by the Department for the ICF/ ID-N level of care. Authorizations may be granted for up to six months. Requests for prior authorization of admission to an ICF/ID-N or for continuation of services shall be initiated by the facility on Certification for Special Treatment Program Services forms (HS 231). Certification documentation required by the Department of Developmental Services shall be completed by regional center personnel and submitted with the Treatment Authorization Request form. The attending physician shall sign the Treatment Authorization Request form and shall certify to the Department that the beneficiary requires this level of care.	X <sup>5</sup>	X <sup>5</sup>	X	X <sup>5</sup>	X <sup>5</sup>	X <sup>5</sup>

### Attachment N – Capitated Benefits Provided in Managed Care

(X = covered by plan. If service is not covered, plan is contractually required to provide care coordination to members)

Service	State Plan Service Category	Definition	Covered in GMC	Covered in 2-Plan	COH S	Regional	Imperial	San Benito
Intermediate Care Services	Intermediate Care Facility Services	Intermediate care services are covered only after prior authorization has been obtained from the designated Medi-Cal consultant for the district where the facility is located. The authorization request shall be initiated by the facility. The attending physician shall sign the authorization request and shall certify to the Department that the beneficiary requires this level of care.	X <sup>5</sup>	X <sup>5</sup>	X	X <sup>5</sup>	X <sup>5</sup>	X <sup>5</sup>
Laboratory, Radiological and Radioisotope Services	Laboratory, X-Ray and Laboratory, Radiological and Radioisotope Services	Covers exams, tests, and therapeutic services ordered by a licensed practitioner	X	X	X	X	X	X
Licensed Midwife Services	Other Practitioners' Services and Licensed Midwife Services	The following services shall be covered as licensed midwife services under the Medi-Cal Program when provided by a licensed midwife supervised by a licensed physician and surgeon: (1) Attendance at cases of normal childbirth and (2) The provision of prenatal, intrapartum, and postpartum care, including family planning care, for the mother, and immediate care for the newborn.	X	X	X	X	X	X

### Attachment N – Capitated Benefits Provided in Managed Care

(X = covered by plan. If service is not covered, plan is contractually required to provide care coordination to members)

Service	State Plan Service Category	Definition	Covered in GMC	Covered in 2-Plan	COH S	Regional	Imperial	San Benito
Local Educational Agency (LEA) Services	Local Education Agency Medi-Cal Billing Option Program Services	LEA health and mental health evaluation and health and mental health education services, which include any or all of the following: (A) Nutritional assessment and nutrition education, consisting of assessments and non-classroom nutrition education delivered to the LEA eligible beneficiary based on the outcome of the nutritional health assessment (diet, feeding, laboratory values, and growth), (B) Vision assessment, consisting of examination of visual acuity at the far point conducted by means of the Snellen Test, (C) Hearing assessment, consisting of testing for auditory impairment using at-risk criteria and appropriate screening techniques as defined in Title 17, California Code of Regulations, Sections 2951(c), (D) Developmental assessment, consisting of examination of the developmental level by review of developmental achievement in comparison with expected norms for age and background, (E) Assessment of psychosocial status, consisting of appraisal of cognitive, emotional, social, and behavioral functioning and self-concept through tests, interviews, and behavioral evaluations and (F) Health education and anticipatory guidance appropriate to age and health status, consisting of non-classroom health education and anticipatory guidance based on age and developmentally appropriate health education.						
Long Term Care (LTC)		Care in a facility for longer than the month of admission plus one month.	X <sup>5</sup>	X <sup>5</sup>	X	X <sup>5</sup>	X <sup>5</sup>	X <sup>5</sup>
Medical Supplies	Medical Supplies	Medically necessary supplies when prescribed by a licensed practitioner. Does not include incontinence creams and washes	X	X	X	X	X	X



### Attachment N – Capitated Benefits Provided in Managed Care

(X = covered by plan. If service is not covered, plan is contractually required to provide care coordination to members)

Service	State Plan Service Category	Definition	Covered in GMC	Covered in 2-Plan	COH S	Regional	Imperial	San Benito
Medical Transportation Services	Transportation-Medical Transportation Services	Covers ambulance, litter van and wheelchair van medical transportation services are covered when the beneficiary's medical and physical condition is such that transport by ordinary means of public or private conveyance is medically contraindicated, and transportation is required for the purpose of obtaining needed medical care.	X	X	X	X	X	X
Multipurpose Senior Services Program (MSSP)		MSSP sites provide social and health care management for frail elderly clients who are certifiable for placement in a nursing facility but who wish to remain in the community.						
Nurse Anesthetist Services	Other Practitioners' Services and Nurse Anesthetist Services	Covers anesthesiology services performed by a nurse anesthetist within the scope of his or her licensure.	X	X	X	X	X	X
Nurse Midwife Services	Nurse-Midwife Services	An advanced practice registered nurse who has specialized education and training in both Nursing and Midwifery, is trained in obstetrics, works under the supervision of an obstetrician, and provides care for mothers and newborns through the maternity cycle of pregnancy, labor, birth, and the immediate postpartum period, not to exceed six weeks.	X	X	X	X	X	X
Optometry Services	Optometrists' Services	Covers eye examinations and prescriptions for corrective lenses. Further services are not covered.	X	X	X	X	X	X

### Attachment N – Capitated Benefits Provided in Managed Care

(X = covered by plan. If service is not covered, plan is contractually required to provide care coordination to members)

Service	State Plan Service Category	Definition	Covered in GMC	Covered in 2-Plan	COHS	Regional	Imperial	San Benito
Organized Outpatient Clinic Services	Clinic Services and Organized Outpatient Clinic Services	In-home medical care waiver services and nursing facility waiver services are covered when prescribed by a physician and provided at the beneficiary's place of residence in accordance with a written treatment plan indicating the need for in-home medical care waiver services or nursing facility waiver services and in accordance with a written agreement between the Department and the provider of service.	X	X	X	X	X	X
Outpatient Heroin Detoxification Services	Outpatient Heroin Detoxification Services	Can cover of a number of medications and treatments, allowing for day to day functionality for a person choosing to not admit as an inpatient. Routine elective heroin detoxification services are covered, subject to prior authorization, only as an outpatient service. Outpatient services are limited to a maximum period of 21 days. Inpatient hospital services shall be limited to patients with serious medical complications of addiction or to patients with associated medical problems which require inpatient treatment.						
Part D Drugs		Drug benefits for full-benefit dual eligible beneficiaries who are eligible for drug benefits under Part D of Title XVIII of the Social Security Act.						
Pediatric Subacute Care Services	Nursing Facility Services and Pediatric Subacute Services (NF)	Pediatric Subacute care services are a type of skilled nursing facility service which is provided by a subacute care unit.	X <sup>2</sup>	X <sup>2</sup>	X	X <sup>2</sup>	X <sup>2</sup>	X <sup>2</sup>

### Attachment N – Capitated Benefits Provided in Managed Care

(X = covered by plan. If service is not covered, plan is contractually required to provide care coordination to members)

Service	State Plan Service Category	Definition	Covered in GMC	Covered in 2-Plan	COH S	Regional	Imperial	San Benito
Personal Care Services	Personal Care Services	Covers services which may be provided only to a categorically needy beneficiary who has a chronic, disabling condition that causes functional impairment that is expected to last at least 12 consecutive months or that is expected to result in death within 12 months and who is unable to remain safely at home without the services.						
Pharmaceutical Services and Prescribed Drugs	Pharmaceutical Services and Prescribed Drugs	Covers medications including prescription and nonprescription and total parental nutrition supplied by licensed physician.	X	X	X	X	X	X
Physician Services	Physician Services	Covers primary care, outpatient services, and services rendered during a stay in a hospital or nursing facility for medically necessary services. Can cover limited psychiatry services when rendered by a physician, and limited allergy treatments.	X	X	X	X	X	X
Podiatry Services	Other Practitioners' Services and Podiatrists' Services	Office visits are covered if medically necessary. All other outpatient services are subject to prior authorization and are limited to medical and surgical services necessary to treat disorders of the feet, ankles, or tendons that insert into the foot, secondary to or complicating chronic medical diseases, or which significantly impair the ability to walk. Services rendered on an emergency basis are exempt from prior authorization.	X <sup>1</sup>	X <sup>1</sup>	X <sup>1</sup>	X <sup>1</sup>	X <sup>1</sup>	X <sup>1</sup>
Prosthetic and Orthotic Appliances	Prosthetic and Orthotic Appliances	All prosthetic and orthotic appliances necessary for the restoration of function or replacement of body parts as prescribed by a licensed physician, podiatrist or dentist, within the scope of their license, are covered when provided by a prosthetist, orthotist or the licensed practitioner, respectively	X	X	X	X	X	X

### Attachment N – Capitated Benefits Provided in Managed Care

(X = covered by plan. If service is not covered, plan is contractually required to provide care coordination to members)

Service	State Plan Service Category	Definition	Covered in GMC	Covered in 2-Plan	COH S	Regional	Imperial	San Benito
Psychology, Physical Therapy, Occupational Therapy, Speech Pathology and Audiological Services	Psychology Listed as Other Practitioners' Services and Psychology, Physical Therapy, Occupational Therapy, Speech Pathology, and Audiology Services	Psychology, physical therapy, occupational therapy, speech pathology and audiological services are covered when provided by persons who meet the appropriate requirements	X <sup>1,2*</sup>	X <sup>1,2</sup>	X <sup>1,2*</sup>	X <sup>1,2</sup>	X <sup>1,2</sup>	X <sup>1,2</sup>
Psychotherapeutic drugs	Services not covered under the State Plan	S. Psychotherapeutic drugs that are listed in the Medi-Cal Provider Manual			X <sup>g</sup>			
Rehabilitation Center Outpatient Services	Rehabilitative Services	A facility providing therapy and training for rehabilitation. The center may offer occupational therapy, physical therapy, vocational training, and special training	X	X	X	X	X	X
Rehabilitation Center Services	Rehabilitative Services	A facility which provides an integrated multidisciplinary program of restorative services designed to upgrade or maintain the physical functioning of patients.	X	X	X	X	X	X
Renal Homotransplantation	Organ Transplant Services	Renal homotransplantation is covered only when performed in a hospital which meets the standards established by the Department for renal homotransplantation centers.	X	X	X	X	X	X
Requirements Applicable to EPSDT Supplemental Services.	EPSDT	Early and Periodic Screening, Diagnosis and Treatment: for beneficiaries under 21 years of age; includes case management and supplemental nursing services; also covered by CCS for CCS services, and Mental Health services.	X	X	X	X	X	X

### Attachment N – Capitated Benefits Provided in Managed Care

(X = covered by plan. If service is not covered, plan is contractually required to provide care coordination to members)

Service	State Plan Service Category	Definition	Covered in GMC	Covered in 2-Plan	COH S	Regional	Imperial	San Benito
Respiratory Care Services	Respiratory Care Services	A provider trained and licensed for respiratory care to provide therapy, management, rehabilitation, diagnostic evaluation, and care of patients with deficiencies and abnormalities affecting the pulmonary system and aspects of cardiopulmonary and other systems.	X	X	X	X	X	X
Rural Health Clinic Services	Rural Health Clinic Services	Covers primary care services by a physician or a non-physician medical practitioner, as well as any supplies incident to these services; home nursing services; and any other outpatient services, supplies, equipment and drugs.	X	X	X	X	X	X
Scope of Sign Language Interpreter Services	Sign Language Interpreter Services	Sign language interpreter services may be utilized for medically necessary health care services	X	X	X	X	X	X
Services provided in a State or Federal Hospital		California state hospitals provide inpatient treatment services for Californians with serious mental illnesses. Federal hospitals provide services for certain populations, such as the military, for which the federal government is responsible.						
Short-Doyle Mental Health Medi-Cal Program Services	Short-Doyle Program	Community mental health services provided by Short-Doyle Medi-Cal providers to Medi-Cal beneficiaries are covered by the Medi-Cal program.						
Skilled Nursing Facility Services,	Nursing Facility Services and Skilled Nursing Facility Services	A skilled nursing facility is any institution, place, building, or agency which is licensed as a SNF by DHCS or is a distinct part or unit of a hospital, (except that the distinct part of a hospital does not need to be licensed as a SNF) and has been certified by DHCS for participation as a SNF in the Medi-Cal program.	X <sup>5</sup>	X <sup>5</sup>	X	X <sup>5</sup>	X <sup>5</sup>	X <sup>5</sup>
Special Duty Nursing	Private Duty Nursing Services	Private duty nursing is the planning of care and care of clients by nurses, whether an registered nurse or licensed practical nurse.	X	X	X	X	X	X

### Attachment N – Capitated Benefits Provided in Managed Care

(X = covered by plan. If service is not covered, plan is contractually required to provide care coordination to members)

Service	State Plan Service Category	Definition	Covered in GMC	Covered in 2-Plan	COH S	Regional	Imperial	San Benito
Specialty Mental health services		Rehabilitative services, which includes mental health services, medication support services, day treatment intensive, day rehabilitation, crisis intervention, crisis stabilization, adult residential treatment services, crisis residential services, and psychiatric health facility services.						
Specialized Rehabilitative Services in Skilled Nursing Facilities and Intermediate Care Facilities	Special Rehabilitative Services	Specialized rehabilitative services shall be covered. Such service shall include the medically necessary continuation of treatment services initiated in the hospital or short term intensive therapy expected to produce recovery of function leading to either (1) a sustained higher level of self care and discharge to home or (2) a lower level of care. Specialized rehabilitation service shall be covered.	X <sup>5</sup>	X <sup>5</sup>	X	X <sup>5</sup>	X <sup>5</sup>	X <sup>5</sup>
State Supported Services		State funded abortion services that are provided through a secondary contract.	X	X	X	X	X	X
Subacute Care Services	Nursing Facility Services and Skilled Subacute Care Services SNF	Subacute care services are a type of skilled nursing facility service which is provided by a subacute care unit.	X <sup>5</sup>	X <sup>5</sup>	X	X <sup>5</sup>	X <sup>5</sup>	X <sup>5</sup>
Swing Bed Services	Inpatient Hospital Services	Swing bed services is additional inpatient care services for those who qualify and need additional care before returning home.	X	X	X	X	X	X
Targeted Case Management Services Program	Targeted Case Management	Persons who are eligible to receive targeted case management services shall consist of the following Medi-Cal beneficiary groups: high risk, persons who have language or other comprehension barriers and persons who are 18 years of age and older.						

## Attachment N – Capitated Benefits Provided in Managed Care

(X = covered by plan. If service is not covered, plan is contractually required to provide care coordination to members)

Service	State Plan Service Category	Definition	Covered in GMC	Covered in 2-Plan	COH S	Regional	Imperial	San Benito
Targeted Case Management Services.	Targeted Case Management	Targeted case management services shall include at least one of the following service components: A documented assessment identifying the beneficiary's needs, development of a comprehensive, written, individual service plan, implementation of the service plan includes linkage and consultation with and referral to providers of service, assistance with accessing the services identified in the service plan, crisis assistance planning to coordinate and arrange immediate service or treatment needed in those situations that appear to be emergent in nature or which require immediate attention or resolution in order to avoid, eliminate or reduce a crisis situation for a specific beneficiary, periodic review of the beneficiary's progress toward achieving the service outcomes identified in the service plan to determine whether current services should be continued, modified or discontinued.						
Transitional Inpatient Care Services	Nursing Facility and Transitional Inpatient Care Services	Focus on transition of care from outpatient to inpatient. Inpatient care coordinators, along with providers from varying settings along the care continuum, should provide a safe and quality transition.	X	X	X	X	X	X
Tuberculosis (TB) Related Services	TB Related Services	Covers TB care and treatment in compliance with the guidelines recommended by American Thoracic Society and the Centers for Disease Control and Prevention.						

<sup>1</sup> Optional benefits coverage is limited to only beneficiaries in “Exempt Groups”: 1) beneficiaries under 21 years of age for services rendered pursuant to EPSDT program; 2) beneficiaries residing in a SNF (Nursing Facilities Level A and Level B, including subacute care facilities); 3) beneficiaries who are pregnant; 4) CCS beneficiaries; and 5) beneficiaries enrolled in the PACE. Services include: Chiropractic Services, Psychologist, Acupuncturist, Audiologist and Audiology Services, Optician and Optical Fabricating Lab, Dental\*, Speech Pathology, Dentures, Eye glasses.

## Attachment N – Capitated Benefits Provided in Managed Care

(X = covered by plan. If service is not covered, plan is contractually required to provide care coordination to members)

<sup>2</sup> Services provided by psychiatrists; psychologists; licensed clinical social workers; marriage, family, and child counselors; or other specialty mental health provider are not covered, except that Solano County for Partnership Health plan (COHS) covers specialty mental health, and Kaiser GMC covers inpatient, outpatient, and specialty mental health services.

<sup>3</sup> Fabrication of optical lenses only covered by CenCal Health.

<sup>4</sup> Not covered by CenCal

<sup>5</sup> Only covered for the month of admission and the following month

<sup>6</sup> Not Covered by CalOptima, Central California Alliance for Health, Partnership HealthPlan of California (Sonoma County Only) and CenCal (San Luis Obispo County Only)

<sup>7</sup> Only covered in Health Plan of San Mateo and CalOptima

<sup>8</sup> Only Only covered in Health Plan of San Mateo



**Attachment N – Capitated Benefits Provided in Managed Care**

**(X = covered by plan. If service is not covered, plan is contractually required to provide care coordination to members)**

**Attachment O – County Listing for SPD Enrollment**

County Name	Plan Model			Do Section IX STCs Apply?
	Two-Plan	GMC	COHS	
Alameda	X			X
Contra Costa	X			X
Del Norte			X	
Fresno	X			X
Humboldt			X	
Kern	X			X
Kings	X			X
Lake			X	
Lassen			X	
Los Angeles	X			X
Madera	X			X
Marin			X	
Mendocino			X	
Merced			X	
Modoc			X	
Monterey			X	
Napa			X	
Orange			X	
Riverside	X			X
Sacramento		X		X
San Bernardino	X			X
San Diego		X		X
San Francisco	X			X
San Joaquin	X			X
San Luis Obispo			X	
San Mateo			X	
Santa Clara	X			X
Santa Barbara			X	
Santa Cruz			X	
Shasta			X	
Siskiyou			X	
Solano			X	
Sonoma			X	
Stanislaus	X			X
Trinity			X	
Tulare	X			X
Ventura			X	
Yolo			X	

California Bridge to Health Reform

Demonstration Approval Period: November 1, 2010 through October 31, 2015 unless otherwise specified  
Amended August 29, 2013

## Attachment P – Reserved DSRIP Metrics

### I. Review Process

#### A. DHCS Review Process

The California Department of Health Care Services (DHCS) will review all 5-year SNCP Delivery System Reform Incentive Pool (DSRIP) proposals prior to submission to CMS for final approval according to the following timeline:

1. By February 18, 2011, each Designated Public Hospital (DPH) system will submit a 5-year DSRIP proposal to DHCS for review. Each proposal will address Categories 1, 2 and 4.
2. DHCS shall review each proposal to verify that the proposal conforms to the requirements for Categories 1, 2 and 4 as described in Section II Key Elements of Proposed Plans. By March 1, 2011, DHCS will complete its review of the proposal, and will respond to the DPH system in writing with any questions, concerns or problems identified.
3. By March 1, 2011, DHCS will take action on the proposal, and will approve each proposal and submit it to CMS for final review and approval as described in I.B.1.
4. By April 15, 2011, each DPH system will submit to DHCS an addendum to its 5-year DSRIP proposal to address Category 3.
5. DHCS shall review each proposal addendum to verify that it conforms to the requirements for Category 3 as described in Section II Key Elements of Proposed Plans . By April 30, 2011, DHCS will complete its review of the proposal addendum, and will respond to the DPH system in writing with any questions, concerns or problems identified in the addendum.
6. The DPH system will respond to DHCS' questions and concerns in writing within 3 business days of notification by DHCS.
7. By May 15, 2011, DHCS will approve each DPH system's proposal addendum for Category 3 and submit it to CMS for final review and approval as described in section B.

#### B. CMS Review Process

The following review process for designated public hospital (DPH) system proposals that have been reviewed and approved by California DHCS will result in approval by CMS within 30 days of receipt from DHCS.

1. CMS will review each DPH system's 5-year DSRIP proposal for Categories 1 2 and 4 upon receipt of the proposal as approved by DHCS pursuant to I.A.3. CMS' review will assess whether each 5-year DSRIP proposal as approved by DHCS has the following elements
  - a. The proposal is in the format described in the DSRIP program description described within these special terms and conditions.
  - b. Category 1 and 2 projects must clearly identify goals, milestones and expected results, and their relationship to anticipated Category 3 population-focused

## Attachment P – Reserved DSRIP Metrics

improvements. Plans must identify, by year, the applicable milestones in accordance with the descriptions and examples identified in Attachment Q – on the (Category 1 & 2 superset).

- c. Plans must identify Category 4 milestones for the 2 required interventions and clearly identify the 2 additional interventions selected from the superset described in Attachment Q – on Category 4.
2. By March 18, 2011, CMS will complete a review of each DPH system’s proposal for Categories 1, 2 and 4 and will either:

Approve the proposal; or

Notify DHCS and the DPH system if approval will not be granted for a component of the DPH system’s proposal for Categories 1, 2 and 4. Notice will be in writing and will include any questions, concerns or problems identified in the application.

DHCS and the DPH system will respond to the CMS notice within 3 business days.

3. If CMS finds that a component of a DPH system’s Category 1 or 2 project is inconsistent with the overall goals of the DSRIP, CMS will request additional information from the DPH system and may request a revision or replacement project. If CMS does not grant approval for a component of a DPH system’s 5-year proposal for Categories 1, 2 and 4, by March 18, 2011 pursuant to the above, CMS will approve the DPH system’s 5-year proposal, request that the DPH system provide additional information and may request that the DPH system revise or replace the project component.
4. If CMS does not approve a component of a DPH system’s project as described in I.B.3, CMS will still permit full DY 6 payment by March 31, 2011, in accordance with the expedited DY6 process under Section III. Expedited DY 6 Reporting & Reimbursement, while the DPH system develops an acceptable revision or replacement project or component. The DPH system will submit the revised/replacement project to CMS by April 15, 2011. CMS will consider and approve any revised/replacement project by May 1, 2011 if it is achievable within the applicable timeframes.
  - a. Upon approval and submission from DHCS pursuant to I.A.7., CMS will complete an initial review of each DPH system’s addendum to its proposal related to Category 3.
  - b. By May 31, 2011, CMS will respond to DHCS and the DPH system in writing with any questions, concerns or problems identified in the addendum.
  - c. Within 3 business days of notification by CMS, DHCS and the DPH system will provide responses to CMS regarding any questions or concerns raised.
  - d. By June 15, 2011, CMS will approve each DPH system’s addendum for Category 3.

## II. Key Elements of Proposed Plans

## Attachment P – Reserved DSRIP Metrics

1. DPH systems will submit 5-year DSRIP plans that include projects or interventions for each of the 4 following categories. The DPH system plan will describe how the projects and interventions included in the plan are related to each other and how, taken together, they support broad delivery system reform relevant to the patient population.
2. Each DPH system 5-year DSRIP plan will include an Introduction that includes, but is not limited to the following sections:
  - a. A Background section on the DPH system(s) covered by the 5-year DSRIP plan that includes an overview of the patients served by the DPH system(s); and
  - b. An Executive Summary section for the 5-year plan that summarizes the high-level challenges the DSRIP plan is intended to address and the 5-year target goals and objectives included in the plan.
3. The DPH system 5-year plan will include sections on each of the 4 categories as specified in Attachment Q.
4. Category 1 - Infrastructure Development (Category 1)
  - a. Category 1 Infrastructure Development is investments in technology, tools and human resources that will strengthen the organization's ability to serve its population and continuously improve its services.
  - b. Each DPH system plan must select at least 2 projects for Category 1 for at least DY 6, DY 7 and DY 8 in accordance with the *Categories 1-2 Projects in Attachment Q*, which lists the acceptable projects, measures, metrics, and data sources.
  - c. For each project selected for Category 1, DPH system plans must include a narrative that includes the following subsections:
    - i. The Goal(s) for the project, which describes the challenges of the DPH system and the major delivery system solution identified to address those challenges by implementing the particular project; the starting point of the DPH system(s) related to the project and based on that, the 5-year target goal and the significance of that goal to the DPH system(s) and its patients. As part of this subsection, each DPH system will provide its reasons for selecting the project, milestones, and metrics based on relevancy to the DPH system's population and circumstances, community need, and DPH system priority and starting point; and
    - ii. The Relation to Other Categories for the project, which describes how this project supports, reinforces, enables, and is related to other projects and interventions within the DPH system plan.
  - d. Category 1 - Milestones and Metrics Table:
    - i. All projects must include milestones based on projects, measures, metrics, and data sources in accordance with the *Categories 1-2 Projects in Attachment Q*.
    - ii. The milestones shall be designated by project by year in table format.
    - iii. For each project, the DPH system plan must include at least 1 milestone based on a Process Measure and at least 1 milestone based on an Improvement

## Attachment P – Reserved DSRIP Metrics

Measure over the 5-year period in accordance with the *Categories 1-2 Projects in Attachment Q*.

- iv. For each milestone, the DPH system plan must include the metric(s) in accordance with the *Categories 1-2 Projects in Attachment Q*.
- v. For each project, the table must list the other inter-related projects and interventions included in the DPH system's overall 5-year plan.

### 5. Category 2 - Innovation and Redesign (Category 2)

- a. Category 2 Innovation and Redesign is investments in new and innovative models of care delivery (e.g., Medical Homes) that have the potential to make significant, demonstrated improvements in patient experience, cost and disease management.
- b. Each DPH system plan must select at least 2 projects for Category 2 in accordance with the *Categories 1-2 Projects in Attachment Q*. For each project selected for Category 2, DPH system plans must include a narrative that includes the following subsections:
  - i. *The Goal(s) for the project*, which describes the challenges of the DPH system and the major delivery system solution identified to address those challenges by implementing the particular project; the starting point of the DPH system(s) related to the project and based on that, the 5-year target goal and the significance of that goal to the DPH system(s) and the patients, including how the selected Category 2 projects can refine innovations, test new ways of meeting the needs of target populations, and disseminate learnings in order to spread promising practices. As part of this subsection, each DPH system will provide the reasons for selecting the project, milestones, and metrics based on relevancy to the DPH system's population and circumstances, community need, and DPH system priority and starting point; and
  - ii. *The Relation to Other Categories for the project*, which describes how this project supports, reinforces, enables, and is related to other projects and interventions within the DPH system plan.
- c. **Category 2 Milestones and Metrics Table:**
  - i. All projects must include milestones based on projects, measures, metrics, and data sources in accordance with the *Categories 1-2 Projects in Attachment Q*.
  - ii. The milestones shall be designated in table format by project by year.
  - iii. For each project, the DPH system plan must include at least 1 milestone based on a Process Measure and at least 1 milestone based on an Improvement Measure over the 5-year period in accordance with the *Categories 1-2 Projects in Attachment Q*.
  - iv. For each milestone, the DPH system plan must include the metric(s) in accordance with the *Categories 1-2 Projects in Attachment Q*,
  - v. For each project, the table must list the other inter-related projects/interventions included in the DPH system's plan.

### 6. Category 3: Population-focused Improvement (Category 3)

## Attachment P – Reserved DSRIP Metrics

- a. Category 3: Population-focused Improvement is the reporting of measures of care delivery for high burden conditions in DPH systems specific to the population in question.
  - b. Each DPH system plan must include reporting of all measures listed for all 4 domains, pursuant to *Category 3 Superset of Measures in Attachment Q*.
  - c. Category 3 Milestones and Metrics Table:
    - i. For Category 3, a milestone is the reporting of a particular measure.
    - ii. Each DPH system plan would include Category 3 milestones for DY 7-10, in accordance with *Category 3 Superset of Measures in Attachment Q*.
    - iii. The milestones shall be designated by domain by year.
  - d. Each domain will constitute a bundle.
7. Category 4 Urgent Improvement in Care (Category 4):
- a. Category 4 Urgent Improvement in Care is broad dissemination of top-level performance on a set of interventions where there is deep evidence, including evidence from within the safety net, that major improvement in care is possible within 5 years, measurable and meaningful for almost all hospital populations such as those served by DPH systems.
  - b. Each DPH system plan must include 2 common interventions for all DPH systems participating in DSRIP.
  - c. Each DPH system plan must include an additional 2 interventions from within the superset of Category iv interventions *in Attachment Q*. Plans must indicate the reasons for choosing the 2 interventions selected, including their significance for the DPH system and its patients. ,
  - d. For its 2 additional interventions, a DPH system is precluded from choosing an intervention for which it has achieved top performance for at least 4 consecutive quarters, in aggregate in all process and outcomes measures within the intervention, as defined by *Category 4 – Urgent Improvement in Quality & Safety: Superset of Interventions found in Attachment Q*.
  - e. Improvement Targets will be established for each required measure within the Category 4 interventions, as pursuant to *Category 4 – Urgent Improvement in Quality & Safety: Superset of Interventions in Attachment Q*.
  - f. The DPH system 5-year plan will include the following subsections for each Category 4 intervention selected:
    - i. A Key Challenge(s) subsection that describes the key challenge(s) the intervention is designed to address;
    - ii. A Major Delivery System Solution(s) subsection that describes the intervention selected by the DPH system and the 5-year target goals and objectives; and
    - iii. A Milestones and Metrics table that includes the milestones per intervention per year based on the measures specified in or otherwise in accordance with *Category 4 – Urgent Improvement in Quality & Safety: Superset of Interventions in Attachment Q*.
  - g. Category 4 Milestones and Metrics Table:
    - i. All projects must include milestones based on interventions, measures, metrics, data sources, and improvement targets in accordance with the

## Attachment P – Reserved DSRIP Metrics

*Category 4 – Urgent Improvement in Quality & Safety: Superset of Interventions in Attachment Q.*

- ii. The milestones shall be designated by project by year.

### III. Expedited DY 6 Reporting & Reimbursement

1. As described in Section I.A. above, each designated public hospital system will submit a draft 5-year DSRIP proposal addressing Categories 1, 2 and 4 to DHCS by February 18, 2011. The DY6 component of the proposal will contain projects and milestones related to DSRIP Categories 1 & 2, and one preparation/process milestone for each Category 4 intervention project. Plans for DY 6 will not be required to include Category 3 milestones.
2. On March 2, 2011, public hospital systems will submit a report to DHCS and CMS (using an approved standardized report form) on the achievement of their DY 6 milestones through March 1, 2011. This report will serve as the basis for permitting payment of the applicable total computable DY6 incentive amount in a DPH system's plan on or by March 31, 2011. These payment amounts will be based on the achievement of the DY6 milestones in accordance with the criteria established in Section VI (Disbursement of Pool Funds) in Attachment P.
3. Following plan approval and submission of the DY 6 report by the public hospital system, DHCS will issue a request to the designated public hospital system for an intergovernmental transfer in the amount of the necessary nonfederal share of the applicable incentive payment amount by March 7, 2011. Each DPH system or its affiliated governmental entity will make an intergovernmental transfer of funds to DHCS in the amount specified within 7 days of receiving the DHCS request.
4. By March 18, 2011, CMS will provide approval of the plans to permit payment for DY6.
5. Upon receipt of the intergovernmental transfer, DHCS will draw the federal funding and pay both the non-federal and federal shares of the DY 6 payment to the designated public hospital system or other affiliated governmental provider as applicable. If the intergovernmental transfer is made within the appropriate timeframe, the incentive payment will be paid within 14 days of when the transfer is made, but in no event shall the payment be made later than March 31, 2011. In the event federal approval is not obtained, DHCS must return immediately the IGT funds to the public hospital system.
6. On May 15, 2011, public hospital systems may submit a second report to DHCS and CMS (using the approved standardized report form) on the achievement of their DY 6 milestones through May 1, 2011. The report will include, if applicable, the achievement of revised/replacement projects approved by CMS as described in I.B.4. This report will serve as the basis for permitting additional payment of the applicable total computable DY6 incentive amount in a DPH system's plan on or by June 30, 2011. These payment amounts will be based on the achievement of the DY6 milestones in accordance with the criteria established in Section VI (Disbursement of Pool Funds) in Attachment P and will take into account payments already received in March 2011.



## Attachment P – Reserved DSRIP Metrics

7. Following submission of the second DY 6 report by the public hospital system, DHCS will issue a request to the designated public hospital system for an intergovernmental transfer in the amount of the necessary nonfederal share of the applicable incentive payment amount by May 15, 2011. Each DPH system or its affiliated governmental entity will make an intergovernmental transfer of funds to DHCS in the amount specified within 7 days of receiving the DHCS request.
8. Upon receipt of the intergovernmental transfer, DHCS will draw the federal funding and pay both the nonfederal and federal shares of the DY 6 payment to the designated public hospital system or other affiliated governmental provider as applicable. If the intergovernmental transfer is made within the appropriate timeframe, the incentive payment will be paid within 14 days of when the transfer is made, but in no event shall the payment be made later than June 30, 2011. In the event federal approval is not obtained, DHCS must return immediately the IGT funds to the public hospital system.
9. DY 6 payments made under the expedited process will be subject to reconciliation using the metrics and other reportable elements for DY 6 as required by the designated public hospital system's final approved 5-year plan, and based upon the July 31, 2011 report submitted pursuant to Section IV (Reporting, Assessment & Modification Process) in Attachment P. If, after the reconciliation process it is determined that DY 6 funding was overpaid, the overpayment will be properly credited to the federal government or will be withheld from the next DSRIP payment for the hospital system.
10. Unexpended DY 6 funding:
  - a. A designated public hospital system may carry forward available incentive pool funding associated with DY 6 milestones and metrics that either were not claimed pursuant to the expedited process, or were returned pursuant to the reconciliation to final approved plan, for claiming in a subsequent period in accordance with Section VII (Carry-Forward/Reclamation/ Reallocation) in Attachment P.
  - b. The Department may reallocate unexpended DY 6 funding under conditions specified and in accordance with Section VII (Carry-Forward/Reclamation/ Reallocation) in Attachment P.

### IV. Reporting, Assessment and Modification Process

#### A. Reporting

1. Semi-annual reporting for payment
  - a. Twice a year, the hospital systems seeking payment under the DSRIP must submit reports to the State demonstrating progress, measured by category specific metrics. The reports must include the incentive payment amount being requested for the progress achieved in accordance with payment mechanics. (see section VI "Disbursement of Pool Funds").

These reports will be due as indicated below after the end of each 6-month period reporting period:

- i. Reporting period of July 1 through December 31<sup>st</sup>. The report and request for payment is due March 31<sup>st</sup>, with payment occurring by April 30<sup>th</sup>.

## Attachment P – Reserved DSRIP Metrics

- ii. Reporting period of January 1<sup>st</sup> through June 30<sup>th</sup>. The report and request for payment is due September 30<sup>th</sup>, with payment occurring by October 31<sup>st</sup>.

The report must include submission of the data for the each of the milestones for which the DPH system has achieved progress and seeks payment under the DSRIP.

- b. The semi-annual report must be submitted using the standardized reporting form approved by CMS.
- c. The State must use this documentation in support of DSRIP claims made on the MBES/CBES 64.9 Waiver form.

### 2. Hospital System Annual Report

- a. Hospital systems must submit an annual report by October 31<sup>st</sup> following the end of the Demonstration year.
- b. These reports will include the information provided in the 2 semi-annual reports previously submitted for the Demonstration year, including data on the progress made for all milestones.
- c. Additionally, the hospital systems will provide a narrative description of the progress made, lessons learned, challenges faced and other pertinent findings.
- d. A section of the DPH system’s annual report will describe the DPH system’s participation in shared learning.
- e. The hospital system must have available for review by State or CMS, upon request, all supporting data and back-up documentation.

### 3. Aggregate Public Hospital System Annual Report

- a. Annually, the State must compile reports documenting progress made, metric reporting, outcome data, if applicable, detailing system change supported by the DSRIP. The aggregate report should also include information about the shared learning activities that occurred during the Demonstration year.
- b. The State, in collaboration with the participating DPH systems, may retain a non-profit entity with the necessary expertise on California public hospital systems’ quality improvement efforts and capacity to manage the data reports to assist in the development and management of the annual DPH aggregate progress report to be submitted to CMS within 150 days of the close of each Demonstration year.

## B. Mid-Point Assessment

- a. During the first 6 months of DY8, CMS, the State and the California Association of Public Hospitals will review the progress made in each category for each system.

## Attachment P – Reserved DSRIP Metrics

This review will provide opportunity to modify projects and/or metrics in consideration of learning and new evidence be taken into account and incorporated into plans. Revisions to a DPH system's plan as justified by the results of the midpoint assessment will be agreed to by CMS, the State and the DPH system, be reflective of the plan's overall goals, and must be both practicable and achievable in the remaining time period of the waiver.

1. *Categories i-ii:* Based on learnings and new evidence, a hospital may modify its DY9-10 milestones in an effort to update its plan to potentially make more progress toward improvements on the plan's goals and objectives.
  2. *Category iv:* At the start of DY8, CMS, the State of California, in collaboration with the participating DPH systems, will establish a 90-day period to review the superset of Category iv interventions for DY9-10, including whether an intervention or metric should be removed, updated, or added to the superset, including specifically whether a Medicaid obstetric measure should be added. The intent of this review period is to ensure the achievement of the goals for Category iv, not to completely revise the DPH's plan for Category iv, unless necessitated as described below. DPH systems will have the opportunity to revise their Category iv plans if needed, for example, if it seeks to revise the target units or populations in order to achieve more significant improvement, or if new data or evidence emerges that encourages revision of strategies or metrics. If a DPH system has achieved top performance, as defined below in this in Attachment Q, in aggregate on all process and outcomes measures included in the superset for an intervention for at least 4 consecutive quarters, then it may be required to replace the intervention with another intervention from the superset (4 consecutive quarters at a minimum is standard clinical practice for measuring improvement).
  3. DPH systems that make changes to their plans as a result of the Mid-Point Assessment will submit addendums to their plans specific to DY9-10, and for Category iv that reflect the decisions made in the 90-day review period and could include replacement of an intervention on the superset with another intervention. The same timeline for the State and CMS to review the plans that is delineated in the Waiver terms and conditions will apply.
- b. Due to the recognition that the diabetes composite measure in category iii is nascent as of March 2011 and the best practice is evolving, the composite measure will be defined at the Mid-Point Assessment to be able to take into account a more refined, tested composite measure. At the start of DY8, CMS, the State of California, in collaboration with the participating DPH systems, will determine the diabetes composite measure based on industry refinement of the measure, to be reported by DPH systems in DY9-10. Accordingly, DPH systems will update their 5-year proposals to reflect this determination.
- c. Based on learnings and potential changes to plans made during the mid-point assessment, the standardized reporting form utilized for the semi-annual reports may also be modified through a process developed by CMS, the State of California and the participating DPH systems.

## Attachment P – Reserved DSRIP Metrics

### C. Plan Modification Process

1. Consistent with the recognized need to provide DPH systems some flexibility to evolve their plans over time and take into account evidence and learning from their own experience and from the field, as well as for unforeseen circumstances, a DPH system may request modifications to its plan prior to and/or beyond those built into the Mid-Point Assessment as described above, including instances in which plans require additional data in order to identify problems and develop strategies. For those Category iv interventions for which there is no external dataset available to use for benchmarking and setting Improvement Targets, a DPH system will submit a request for a modification once it has established sufficient baseline data to set Improvement Targets, as pursuant to *Category iv – Urgent Improvement in Quality & Safety: Superset of Interventions*. A DPH system must submit a request for modification to the State. Requests for modification must describe the basis for the proposed modification. The same timeline for the DHCS to review and forward the requests for modification to CMS that is delineated in the Waiver terms and conditions for the plans will apply. In the event that DHCS does not approve a modification to a DPH's proposal, the DPH system may seek redress by requesting a meeting with the DHCS Director to resolve any issues. The meeting shall take place in a timely manner. The same timeline for CMS to review the requests for modification that is delineated in the Waiver terms and conditions for the plans will apply.
2. Any modified plans will be required to contain all plan elements required in the Waiver terms and conditions. In no case will a plan modification for Demonstration Years 9 or 10, beyond the modifications done during the Mid-Point Assessment, include plans to establish new projects in categories 1 or 2 that are unrelated to other projects in the 5-year plan.
3. If total available funding for designated public hospital system plans under the DSRIP is less than the limits indicated in STC 35(c)(v) entitled General Overview of Payments, the plans will need to be modified to reflect the reduced funding available.

### **V. Eligible Hospital Systems to Receive Funds**

The DPH systems (which include their affiliated governmental providers), are eligible to receive incentive payments from the pool, subject to each DPH system establishing a 5-year set of system transformation milestones set forth in an approved plan. Incentive funds shall be disbursed solely to eligible DPH systems, unless pursuant to STC 35(c)(vii) a sub-pool/pools for private and/or non-designated public hospitals is established and approved by CMS. A specified amount of incentive funding will be available annually to each eligible hospital system based on the milestones approved for that hospital. The actual receipt of funds will be conditioned on reporting by the entity of progress towards and achievement of the specified milestones as laid out below.

### **VI. Disbursement of Pool Funds**

1. Each DPH system will be individually responsible for progress towards and achievement of its milestone bundles in all categories in order to receive its potential incentive funding from the pool. Every 6 months, eligible DPH systems will be able to receive incentive payments related to achievement within milestone bundles.

## Attachment P – Reserved DSRIP Metrics

2. In order to receive incentive funding related to any milestone bundle, the DPH system must submit the required Semi-Annual Report as described above in section III(A)(1).
3. Categories i and ii:

Given the varied nature of the projects and the hospital systems, the incentive payment amounts for Categories 1 and 2 will be determined by each specific DPH system in its plan submission. The submission will describe the factors that were considered in assigning the incentive payment amounts to and among these projects, such as relative effort/starting point or patient/community need. The incentive payment amounts identified by the DPH system for each category shall be approved if they are consistent with the following guidelines:

A. Category 1 Incentive Amount Guidelines:

1. The amount of a hospital system's incentive funding for a particular Demonstration year that is allocated for Category 1 projects cannot exceed the following percentages of the total incentive payment amount for that system for that Demonstration year:
  - a. DY6: 47 percent
  - b. DY7: 35 percent
  - c. DY8: 30 percent
  - d. DY9: 15 percent
  - e. DY10: 5 percent
2. For Demonstration years 6, 7 & 8, a hospital system must have at least two Category 1 projects. DPH systems are encouraged and allowed to include more than the minimum number of projects, however the maximum Category 1 funding available to the DPH system will remain limited by the same percentages identified above for the 2 project minimum.
3. For Demonstration years 6, 7, & 8, the amount of Category 1 incentive funding allocated to a single Category 1 bundle in that Demonstration year cannot be more than 50 percent of the total Category 1 incentive funding for the particular year.

B. Category 2 Incentive Amount Guidelines:

1. The amount of a hospital system's incentive funding for a particular Demonstration year that is allocated for Category 2 projects cannot exceed the following percentages of the total incentive payment amount for that system for that Demonstration year:
  - a. DY6: 47 percent
  - b. DY7: 35 percent
  - c. DY8: 30 percent
  - d. DY9: 15 percent
  - e. DY10: 10 percent
2. For Demonstration years 6, 7, & 8, a hospital system must have at least two Category 2 projects in each Demonstration year. DPH systems are encouraged and allowed to include more than the minimum number of projects, however the

## Attachment P – Reserved DSRIP Metrics

maximum Category 2 funding available to the DPH system will remain limited by the same percentages identified above for the 2 project minimum.

3. For Demonstration years 6, 7, & 8, the amount of Category 2 incentive funding allocated to a single Category 2 bundle in a Demonstration year cannot be more than 50 percent of the total Category 2 incentive funding for the particular year.

As discussed in Section 1 all projects will include milestones that are measurable. Milestones would be bundled by improvement project by year. In the case where an improvement project only has 1 milestone in a given year, then the milestone will be considered a bundle.

4. Category iii:
  - a. For each domain that is identified consistent with a CMS approved Category 3 *Superset of Measures*, the incentive payment amount will be determined using a formula where a base amount is multiplied by factors to determine the total dollars for that domain. The dollars will then be allocated within a plan among each of the 4 years (DY7-DY10) based on a set percentage laid out below.
  - b. Incentive Payment Formula:
    - a. *Calculation of 4-Year Per Domain Incentive Amount*
      - 1) 4-Year Base Amount Per Domain: \$6.5 million (total computable)
      - 2) The base amount will be multiplied by a size factor that takes into account the DPH system's cost and patient count related to low-income individuals (See Table 1 below with size multiplier amounts for each of the 17 DPH systems)
      - 3) The result from steps 1 and 2 will be multiplied by a factor of 1.1 for all teaching hospital systems (Table 1 indicates those systems that will have the teaching factor applied)
      - 4) The result from the above steps can be adjusted by up to 10 percent by each individual system to account for the following factors: differences in quality infrastructure, differences in external supports for improvement work, and differences in patient populations.
      - 5) The result from steps 1 – 4 will determine the total 4-year amount per domain.
    - b. *Allocation of 4-Year Per Domain Incentive Amount to Each Demonstration Year*

The 4-year per domain incentive payment amount will be allocated to each Demonstration year based on the following percentages:

      - a. DY6: 0 percent
      - b. DY7: 15 percent
      - c. DY8: 20 percent
      - d. DY9: 30 percent
      - e. DY10: 35 percent

**Attachment P – Reserved DSRIP Metrics**

- c. The per-year, per-domain incentive amounts determined according to the formula above will then serve as the “bundled” payment amount for all milestones related to that domain for that Demonstration year for purposes of the payment mechanics/processes.

*Example of Category iii Domain Payment Formula*

At-Risk Population Domain

Base Amount of \$6,500,000

x Size Factor = 3.0

x Medical Education (IF APPLICABLE) = 1.1

(OPTIONAL ADJUSTMENT +/- 10 percent) X up to +/- 10 percent

Total Dollars For Year 4 years For At-Risk Population= \$ 21,450,000

Total Dollars Per Demonstration Year:

DY6 = \$0

DY7 = \$3,217,500

DY8 = \$4,290,000

DY9 = \$6,435,000

DY10 = \$7,507,500

Table 1:

<b>Public Hospital System</b>	<b>Size Factor</b>	<b>Teaching?</b>
Alameda County Medical Center	3.1	yes
Arrowhead Regional Medical Center	3.6	yes
Contra Costa Regional Medical Center	3.2	yes
Kern Medical Center	2.5	yes
Los Angeles County System	23.5	yes
Natividad Medical Center	1.0	yes
Riverside County Regional Medical Center	3.9	yes
San Francisco General Hospital	4.2	yes
San Joaquin General Hospital	1.9	yes
San Mateo Medical Center	1.3	no
Santa Clara Valley Medical Center	5.9	yes
UC Davis	3.5	yes
UC Irvine	2.1	yes
UC Los Angeles	2.9	yes
UC San Diego	2.1	yes
UC San Francisco	2.9	yes
Ventura County Medical Center	2.3	yes

5. *Category iv:*

- a. Category iv must comprise 20-30 percent of the total aggregate DSRIP funding for the 5-year Demonstration period within the DPH system’s plan. Each intervention’s incentive payment amount will be determined using a formula

## Attachment P – Reserved DSRIP Metrics

where a base amount is multiplied by factors to determine the total dollars for that intervention. The dollars will then be allocated within a plan among each of the 5 years based on a set percentage laid out below.

### b. Incentive Payment Formula:

#### a. Calculation of 5-Year Per Intervention Incentive Amount

- 1) 5-Year Base Amount Per Intervention: \$5.5 million (total computable)
- 2) The base amount will be multiplied by a size factor that takes into account the DPH system's cost and patient count related to low-income individuals (See Table 1 above with size multiplier amounts for each of the 17 DPH systems)
- 3) The result from steps 1 and 2 will be multiplied by a factor of 1.1 for all teaching hospital systems (Table 1 indicates those systems that will have the teaching factor applied)
- 4) The result from the above steps can be adjusted by up to 10 percent by each individual system to account for the following factors: differences in quality infrastructure, differences in external supports for improvement work, and differences in patient populations.
- 5) The result from steps 1 – 4 will determine the total 5-year amount per intervention.

#### b. Allocation of 5-Year Per Intervention Incentive Amount to Each Demonstration Year

The 5-year per intervention incentive payment amount will be allocated to each Demonstration year based on the following percentages:

- i. DY6: 5 percent
- ii. DY7: 10 percent
- iii. DY8: 20 percent
- iv. DY9: 30 percent
- v. DY10: 35 percent

- C. The per-year, per-intervention incentive amounts determined according to the formula above will then serve as the “bundled” payment amount for all milestones related to that intervention for that Demonstration year for purposes of the payment mechanics/processes.

#### *Example of Category iv Intervention Payment Formula*

Sepsis Intervention

Base Amount of \$5,500,000

x Size Factor = 3.0

x Medical Education (IF APPLICABLE) = 1.1

(OPTIONAL ADJUSTMENT +/- 10 percent) X up to +/- 10 percent

Total Dollars For Year 5 years For Sepsis Intervention= \$ 18,150,000

Total Dollars Per Demonstration Year:



## Attachment P – Reserved DSRIP Metrics

DY6 = \$907,500  
DY7 = \$1,815,000  
DY8 = \$3,630,000  
DY9 = \$5,445,000  
DY10 = \$6,352,500

### 6. *Achievement Value for Milestone Bundle (For All Categories)*

- i. The amount of the incentive funding paid to a DPH system will be based on the amount of progress made within each specific bundle. For each milestone within the bundle, the DPH system will include in the semi-annual report the progress achieved toward that milestone's target. Based on the progress reported, each milestone will be categorized as of the following to determine the total achievement value for the milestone bundle:
  - Full achievement (achievement value=1)
  - At least 75 percent achievement (achievement value=.75)
  - 50percent to less than 75 percent achievement (achievement value=.5)
  - At least 25 percent achievement (achievement value=.25)
  - Less than 25 percent achievement (achievement value=0)

The achievement values for each milestone in the bundle will be summed together to determine the total achievement value for the milestone bundle. The DPH system is then eligible to receive an amount of incentive funding for that milestone bundle determined by multiplying the total amount of funding related to that bundle by the result of dividing the total possible achievement value by the reported achievement value. If a DPH system has previously reported progress in a bundle and received partial funding, only the additional amount it is eligible for will be disbursed. (See example below of disbursement calculation)

Within 14 days after the due dates of the semi-annual report to the State, the DPH system or its affiliated governmental entity will make an intergovernmental transfer of funds equal to the nonfederal share that is necessary to draw the federal funding for the incentive payment related to the milestone achievement that is reported. The State will draw the federal funding and pay both the nonfederal and federal shares of the incentive payment to the DPH system or other affiliated governmental provider as applicable. If the intergovernmental transfer is made within the appropriate 14 day timeframe, the incentive payment will be disbursed within 7 days, otherwise the payment will be disbursed within 14 days of when the transfer is made.

#### *Example of disbursement calculation*

Milestone Bundle A (5 milestones = maximum achievement value of 5; Total funding related to Bundle \$30 million)

Hospital system reports the following progress at 6 months:

Milestone 1: 100 percent achievement (achievement value = 1)

Milestone 2: 85 percent achievement (achievement value = .75)

## Attachment P – Reserved DSRIP Metrics

Milestone 3: 40 percent achievement (achievement value = .25)  
Milestone 4: 25 percent achievement (achievement value = .25)  
Milestone 5: 10 percent achievement (achievement value = 0)  
Total achievement value at 6 months = 2.25  
Disbursement at 6 months = \$30M x (2.25/5) = \$13.5M

DPH system reports the following progress at 12 months

Milestone 1: 100 percent achievement (achievement value = 1)  
Milestone 2: 100 percent achievement (achievement value = 1)  
Milestone 3: 90 percent achievement (achievement value = .75)  
Milestone 4: 80 percent achievement (achievement value = .75)  
Milestone 5: 60 percent achievement (achievement value = .5)  
Total achievement value at 6 months = 4.0  
Total eligible disbursement at 12 months = \$30M x (4/5) = \$24M  
Minus 6 months disbursement of \$13.5M  
Total actual disbursement amount at 12 months = 24M – 13.5M = \$10.5M

### *Progress & Payment Reconciliation*

As noted above in Section (III)(A)(2), each DPH system will be required to submit an annual report after the end of a Demonstration year. This report will include the data reported in the semi-annual reports related to the milestone progress achieved by the system. If, upon review of the report, it is determined that the progress by the DPH system had not been achieved as previously reported and that the progress would have resulted in a lower payment amount, the DPH system will be required to re-pay the federal portion of the overpayment amount. If the review of the report determines that actual progress exceeded the progress previously reported and paid for, and the actual progress would have resulted in increased payment (up to the maximum allocated for the bundle) the DPH system will be able to transfer the appropriate IGT in order to receive the appropriate additional payment.

## **VII. Carry-Forward/Reclamation/Reallocation**

### A. Categories i-ii

If a DPH system does not fully achieve a milestone bundle that was specified in its plan for completion in a particular year, it will be able to carry forward the available incentive funding associated with that milestone bundle until the end of the following Demonstration year during which the DPH system may complete the milestone bundle and receive full payment.

If after the end of that additional Demonstration year, a DPH system has not fully achieved a milestone bundle, it will no longer be able to claim that funding related to its completion of that milestone bundle.

A 90-day process will begin on January 1, 2014 during which time 90 percent of any amounts determined to be unclaimed for DY6 & 7 will be made available to the DPH system that did not claim the amounts. An additional 90-day process will begin on July 1, 2014 during which time 90 percent of any amounts determined to be unclaimed for DY8 will be made available to the DPH system that did not claim the amounts. In order to claim such funding, the DPH systems would be required to develop additional project or data milestones in population health or patient safety, or milestones associated with other hospital initiatives that are achieving significant impacts in population health or patient safety. These additional milestones must be applicable to

## Attachment P – Reserved DSRIP Metrics

the remaining Demonstration years. Requests for additional milestones must be approved by the State and CMS. If a DPH system is unable to propose sufficient additional milestones to claim the full 90percent of its own funding, such funding will be made available to other DPH systems for additional milestone plans.

The 10 percent of the unclaimed amounts related to DY6, 7, and 8, any of the 90 percent from those years that is not allocate during the 90-day process, and 100 percent of the unclaimed amounts related to DY9 and 10 will either remain unclaimed or using the authority in STC paragraph #37 entitled “Restricted Use of SNCP Funds” could be rolled over for use in other SNCP categories subject to CMS approval.

### B. Category iii

If a DPH system fails to achieve a milestone bundle that was specified in its plan for completion in a particular year, that funding will be forfeited and either remain unclaimed or could be rolled over for use in other SNCP categories subject to CMS approval, using the authority in STC #37 Restricted Use of SNCP Funds.

### C. Category iv

If a DPH system does not fully achieve a milestone bundle that was specified in its plan for completion in a particular year, it will be able to carry forward the available incentive funding associated with that milestone bundle until the end of the Demonstration during which the hospital system may complete the milestone bundle and receive full payment.

Any funding related to Category iv milestone bundles that is not claimable due to less than full achievement of the related milestones will be forfeited and either remains unclaimed or using the authority in STC #37 entitled Restricted Use of SNCP Funds, could be rolled over for use in other SNCP categories subject to CMS approval.

### D. Reallocation of DSRIP to other SNCP categories

By January 1, 2015, the State will have identified unclaimable amounts from the DSRIP that it is seeking to roll-over for use in other SNCP categories. The State will propose for CMS approval the particular Demonstration year and dollar amounts being sought for roll-over and will specify which SNCP category the funding would be rolled into and will request CMS approval for roll-over prior to the expiration of the Demonstration.

**Attachment Q - Delivery System Reform Incentive Payments (DSRIP) Metrics**  
**Category 1 & 2 – Infrastructure Development, Innovation & Redesign Improvement Projects**

**I. Introduction**

The California Medicaid section 1115 Demonstration special terms and conditions state that the goal of the DSRIP is to “support California’s public hospitals efforts in meaningfully enhancing the quality of care and the health of the patients and families they serve. The program of activity funded by the DSRIP shall be foundational, ambitious, sustainable and directly sensitive to the needs and characteristics of an individual hospital’s population, and the hospital’s particular circumstances; it shall also be deeply rooted in the intensive learning and generous sharing that will accelerate meaningful improvement.” Through the DSRIP, designated public hospital (DPH) systems seek to transform their delivery systems to:

- Be integrated systems of care in which the elements of the system function together in a highly effective manner on an individual and population basis and where patients can receive the right care at the right time, in the right setting;
- Offer timely, proactive, coordinated medical home care from a multi-disciplinary team that is highly adept at managing chronic disease;
- Provide patients with positive health care experiences;
- Deliver proactive and planned prevention and primary care services for all patients, and expand the primary care workforce to increase capacity and enable increased patient access;
- Deliver high-quality care and be an engine for ongoing improvement in quality, safety, and efficiency; and
- Provide equitable care and an equitable opportunity for health that is tailored to patient-specific health care needs, desires and backgrounds in a respectful manner.

In order to achieve this vision, DPH systems’ DSRIP plans include Population-Focused Improvement (Category 3) and Urgent Improvement in Care (Category 4). This work is enabled and bolstered by a broad array of projects related to Innovation and Redesign (Category 2) and Infrastructure Development (Category 1).

This document includes the improvement projects for DSRIP Categories 1-2, from which DPH systems may choose to include in their plans. The projects demonstrate the focus areas, milestones, and metrics represented by the DPH systems’ plans. Each DPH system will provide the rationale for focusing on the particular projects, milestones and metrics most relevant to its population and circumstances. The measures are evidence-based and vetted by nationally recognized organizations where possible; in other cases where measures are remaining to be defined, DPH systems will serve as a learning laboratory to test and validate measures.<sup>3</sup>

The example milestones and metrics listed under projects included in this document are not meant to be adopted by every DPH that chooses that improvement project, but rather demonstrates the use of a “menu set” to arrive at a comprehensive array of potential improvement activities and ways to measure progress. However, it is important to note that the overall undergirding of the interventions (i.e., the models and constructs) is similar across the DPH systems.

Together, these plans, and the delivery system transformation they describe, will position and prepare DPH systems for full implementation of health care reform.

---

<sup>3</sup> Please see Appendix A: *Evidence-Based Models Implemented by California Public Hospital Systems to Enhance Quality, Promote Coordinated Care, Build Medical Homes and Ensure Access*, below, which was also provided to CMS by the California Health Care Safety Net Institute on November 29, 2010.

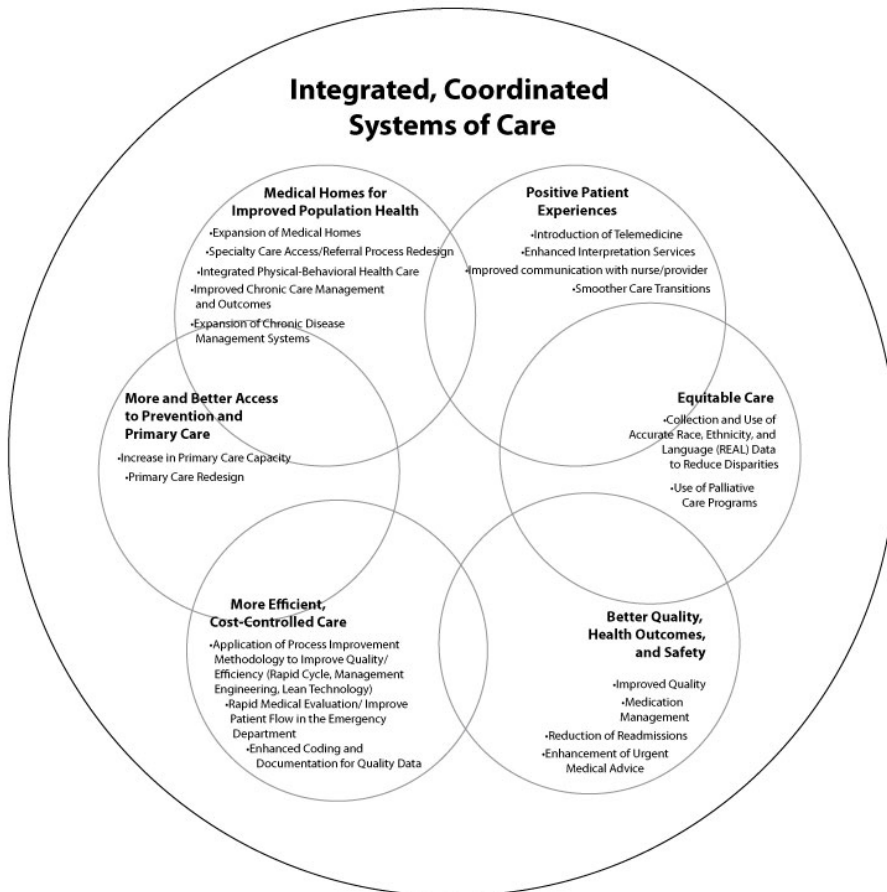
**Attachment Q - Delivery System Reform Incentive Payments (DSRIP) Metrics  
Category 1 & 2 – Infrastructure Development, Innovation & Redesign Improvement Projects**

***Interconnection and Shared Orientation of Improvement Projects:***

The diagram below demonstrates the interconnection of the improvement projects being pursued by DPH systems, with an overall goal of becoming more integrated, coordinated systems of care, by underscoring:

- While they are highly related projects, each improvement project is distinct;
- All of the proposed improvement projects are oriented to creating more integrated, coordinated delivery systems; and
- Being an integrated delivery system allows DPH systems to more fully enact improved patient experience, population health and cost control.

For purposes of space, the bullet points in the below diagram represent *select*, but not all, Categories 1-4 improvement projects to demonstrate that multiple, complementary initiatives will be occurring in the same facilities simultaneously, reinforcing each other in the transformation of care delivery:



The following pages include the comprehensive Categories 1-2 improvement projects, and Appendix B: Example DSRIP Categories 1-2 Plan samples how the projects will be presented in DPH system plans, which was also provided to CMS on 1/18/11.

**II. Categories 1-2 Required Plan Elements**

**Attachment Q - Delivery System Reform Incentive Payments (DSRIP) Metrics  
Category 1 &2 – Infrastructure Development, Innovation & Redesign Improvement Projects**

- Based on this Categories 1-2 project list and the *Incentive Pool – Review Process and Program Mechanics* in Attachment P, DPH systems will submit five-year DSRIP plans that describe: (1) the reasons for the selection of the projects, based on gaps, needs, and key challenges; (2) how the projects included in the plan are related to each other and how, taken together, the projects support broad delivery system reform relevant to the patient population; and (3) the progression of the project year over year, including the specifics and exact data source needed per project per measure per metric per year.
- Categories 1-2 each include a menu set of several projects, from which the DPH system would select at its option (please see the following pages). Each DPH system would choose at least two projects in each of the two categories for at least DY 6, DY 7, and DY 8.
  - Each project includes multiple potential Process Measures (process-oriented) and Improvement Measures (results-oriented) from which a DPH system would choose at least one Process Measure and one Improvement Measure. It should be noted that although most Process Measures have one metric, several projects will likely be occurring in a given facility simultaneously, with the result that a series of related metrics will apply.
  - For each project selected for Categories 1-2, DPH system plans must include a robust narrative that includes the following subsections:
    - The Goal(s) for the project, which describes: (1) the specific challenge(s) faced by the DPH system, such as a specific gap, need, or issue; (2) the major delivery system solution(s) identified to address the challenge(s) by implementing the particular project, including explaining how the project will work to fill the gap/need or solve the issue; (3) the starting point of the DPH system(s) related to the project, such as a benchmark, if one exists, and/or the baseline starting no earlier than July 2009 for the Improvement Measures; and (4) the overall target goal and the significance of that goal to the DPH system(s) and its patients. As part of this subsection, each DPH system will provide its reasons for selecting the project, milestones, metrics, improvements, and targeted goals based on relevancy to the DPH system’s population and circumstances, community need, and DPH system priority and starting point.
    - Related Projects, which describes how this project supports, reinforces, enables, and is related to other projects and interventions within the DPH system plan. For example, a plan may include the project to Expand Primary Care Capacity in Category 1, and the projects Expanding the Medical Home Model and Redesigning Primary Care in Category 2. The plan could describe how expanding primary care capacity was related to being able to expand the medical home model and redesign primary care, which be occurring in the same clinics, if applicable. Finally, in this component, the plan would, for example, describe how all of these projects in sum are critical to being able to improve preventive screening rates and improve chronic care outcomes, as measured in Category 3. This is because the capacity, access, and efficiency

**Attachment Q - Delivery System Reform Incentive Payments (DSRIP) Metrics  
Category 1 &2 – Infrastructure Development, Innovation & Redesign Improvement Projects**

implemented in the primary care clinics – along with restructuring primary care to be delivered in a proactive, organized, population-health focused manner – are foundational to being able to bring in the right patients at the right time to make sure planned, proactive and organized care is delivered.

- In addition to the narrative, the plan will include a Milestones and Metrics Table for each Categories 1-2 project.
  - All projects must include specific, measurable milestones based on projects, measures, metrics, and data sources selected from or otherwise in accordance with this document.
  - The milestones shall be designated by project by year in table format.
  - For each milestone, the DPH system plan must include the metric(s) being selected from or otherwise in accordance with the Categories 1-2 Projects document.
  - Even though the measure may be selected for more than one year, in each year, the milestone will be uniquely specified to include the particular improvement and specific data source(s) for that year.

**Attachment Q - Delivery System Reform Incentive Payments (DSRIP) Metrics**  
**Category 1 &2 – Infrastructure Development, Innovation & Redesign Improvement Projects**

**III. Sample Project**

The DPH system Categories 1-2 plans would resemble the sample project below, as well as the larger sample plan provided as Appendix B in this document:

**Primary Care Redesign: Sample Project Narrative**

- **Goal:** We currently have about 1,800 patients waiting for primary care medical home appointments. It may be difficult for the patient to get a primary care appointment in a timely manner due to traditional office hours and the practice of medicine structured around the physician, not around the patient. In order to address this challenge, Public Hospital System A will redesign primary care to achieve increased efficiencies to maximize the capacity we already have. This plan seeks to build upon work we have started to standardize clinic-level data across Public Hospital System A so that we can better understand cycle time, wait times for primary care, and patient satisfaction. In order to do this, we propose to: (1) Build internal capacity with the resources we already have through implemented efficiencies that will reduce primary care cycle times, patient no-show rates, and days to third next available appointments; and (2) Implement the Patient Centered Scheduling Model so that patients can get in to see their primary care team when needed and when it is convenient for the patient to enable expanded access to primary care. Historically at Public Hospital System A, patient appointment “no-show” rates have been as high as 30%.
  
- **Expected Result:** Patient “no-show” to appointment rate is less than 10% as a result of improved access when it is convenient for the patient, and due to establishing an ongoing relationship with his/her care team that reinforces continuity of care.
  
- **Relation to Category 3 Population-Focused Improvement:** With increased access to primary care, patients are better able to receive preventive, primary and ongoing care, developing a continuity of care with their primary care team.



**Attachment Q - Delivery System Reform Incentive Payments (DSRIP) Metrics**  
**Category 1 & 2 – Infrastructure Development, Innovation & Redesign Improvement Projects**

<i>Sample Project Milestones and Metrics Table: Primary Care Redesign</i>					
Year 1	Year 2	Year 3	Year 4	Year 5	Related Projects
<p>1. <b>Milestone:</b> Develop a plan to build capacity into primary care team schedules, including use of the Patient Centered Scheduling Model and resourcing and training staff in order to reduce patient appointment “no-show” rates</p> <p>• <b>Metric:</b> Documentation of the plan, including workplan and timeframes.</p>	<p>2. <b>Milestone:</b> Achieve at least a 25% or lower patient no-show rate for primary care medical homes<sup>4</sup> due to enhanced continuity of care and lasting relationships established between the provider and the patient</p> <p>• <b>Metric:</b> No-show rate</p> <p>○ <b>Numerator:</b> Number of patients who missed an appointment in a medical home session</p> <p>○ <b>Denominator:</b> Number of patients scheduled for</p>	<p>3. <b>Milestone:</b> Achieve at least a 12% or lower patient no-show rate for primary care medical homes</p> <p>• <b>Metric:</b> No-show rate</p> <p>○ <b>Numerator:</b> Number of patients who missed an appointment in a medical home session</p> <p>○ <b>Denominator:</b> Number of patients scheduled for each session</p>	<p>4. <b>Milestone:</b> Achieve at least a 10% or lower patient no-show rate for primary care medical homes</p> <p>• <b>Metric:</b> No-show rate</p> <p>○ <b>Numerator:</b> Number of patients who missed an appointment in a medical home session</p> <p>○ <b>Denominator:</b> Number of patients scheduled for each session</p>	<p>5. <b>Milestone:</b> Maintain 10% or lower patient no-show rate for primary care medical homes in order to demonstrate sustainability of the improvement for at least 4 consecutive quarters</p> <p>• <b>Metric:</b> No-show rate</p> <p>○ <b>Numerator:</b> Number of patients who missed an appointment in a medical home session</p> <p>○ <b>Denominator:</b> Number of patients scheduled for each session</p>	<ul style="list-style-type: none"> <li>• Improve Preventive Screening Rates (Cat. 3)</li> <li>• Improve Chronic Care Outcomes (Cat. 3)</li> <li>• Reduce Readmissions (Cat. 3)</li> </ul>

<sup>4</sup> For this and other milestones using this measure, measurement is determined based on the percentage of the patients scheduled for each session who did not show up for their medical home visit. The rate is an average measured monthly. This measurement would be based on the most recent reporting month.

**Attachment Q - Delivery System Reform Incentive Payments (DSRIP) Metrics**  
**Category 1 &2 – Infrastructure Development, Innovation & Redesign Improvement Projects**

	each session				
--	--------------	--	--	--	--

**Attachment Q - Delivery System Reform Incentive Payments (DSRIP) Metrics  
Category 1 & 2 – Infrastructure Development, Innovation & Redesign Improvement Projects**

**IV. Explanation of the Format of this Document**

As illustrated above, the DPH system will follow the guidelines in this document and provide specificity in its plan. The following Categories 1-2 projects are laid out to include the following components, which provide instruction to the DPH system of what to include in the plan:

- **Goal of Project:** This component describes the purpose of the project. DPH system plans would include narrative description on this component that is specific to that DPH system's starting point, particular circumstances, and its and its patients' needs.
- **Potential Project Elements:** This component describes the types of high-level activities that the DPH systems may undertake in order to accomplish the described goals for the project in their plans.
- **Related Projects:** In order to demonstrate clearly the Interconnection and Shared Orientation of Improvement Projects (see page 2 above), this component describes how the project supports and reinforces other projects/interventions. This component underscores that the projects selected by the DPH system are inter-related and occurring simultaneously, often in the same facilities. This component will also describe how the Categories 1-2 projects selected are foundational to the success of work in Categories 3-4.
- **Key Measures:** This component includes the measures from which the DPH system would choose:
  - **Process Measures:** These measures are important process steps leading toward process results.
  - **Improvement Measures:** These measures are the process (as opposed to clinical) results of the project.
  - **Metric:** For the measure selected, the metric listed would be incorporated by the DPH system plans. However, the DPH system *in its plan* would include the specific targets of the metric.
    - The metric may vary over the life of the project; for example, the targeted patient appointment 'no-show' rate as a result of primary care redesign may be specified as 12% for DY 7 and less than 10% for DY 8 (the goal is to lower the rate).
    - The DPH system may tailor the metric, such as selecting an absolute number or a percentage, as appropriate.
  - **Data Source:** The data source often lists multiple sources that could be used for the data being measured. Please note that these options identify appropriate sources of information, but DPH systems may identify alternative sources that are more appropriate to their individual systems and that provide comparable or better information. The DPH system will specify the exact data source being used for the metric per year in the plan; for example, if the DPH system is expanding health care interpretation, in DY 6 the data source may be submission of the expansion plan, and in DY 7, the data source may be documentation of training 6 additional health care interpreters. In other words, the data source must be specific to the metric being used for that year.
  - **Rationale/Evidence:** This describes why the metric is reasonable, including academic citations, descriptions of how widely used the metric is in the industry,

**Attachment Q - Delivery System Reform Incentive Payments (DSRIP) Metrics  
Category 1 &2 – Infrastructure Development, Innovation & Redesign Improvement Projects**

and other reasons why the metric is seen as the appropriate data to meaningfully measure improvement.

**Attachment Q - Delivery System Reform Incentive Payments (DSRIP) Metrics  
Category 1 &2 – Infrastructure Development, Innovation & Redesign Improvement Projects**

***Additional Measures***

In an effort to avoid repetition, it is permissible for each project to include any one of the following as Measures, in addition to or in lieu of the other Measures listed. Each is in the spirit of continuous improvement, and applying and sharing learnings. If a plan elects to use one or more of these Measures, the DPH system plan would describe the related specifics for the measure, such as the metric and data source:

8. Process Measures:

- i. Participate in a collaborative (e.g., in DY 6, Join the Patient Safety First collaborative, as documented by the membership agreement)
- ii. Conduct a needs/gap analysis, in order to inform the establishment or expansion of services/programs (e.g., in DY6, conduct a gap analysis of high-impact specialty services to identify those in most demand by the local community in order to expand specialty care capacity targeted to those specialties most needed by patients)
- iii. Pilot a new process and/or program
- iv. Assess efficacy of processes in place and recommend process improvements to implement, if any (e.g., in DY 8, evaluate whether the primary care redesign methodology was as effective as it could be, by: (1) performing at least two team-based Plan-Do-Study-Act workshops in the primary care clinics; (2) documenting whether the anticipated metric improvements were met; (3) identifying opportunities, if any, to improve on the redesign methodology, as documented by the assessment document capturing each of these items)
- v. Redesign the process in order to be more effective, incorporating learnings (e.g., in DY 9, incorporate at least one new element into the process based on the assessment, using the process modification process to include the specificity needed as new learnings are discovered in DY 8)
- vi. Implement a new, improved practice piloted in one or more parts of the DPH system in other parts of the DPH system (e.g., in DY 10, implement improved practices across the Medical Center ambulatory care setting)
- vii. Share learnings from implementing process improvements, such as through presentations, reporting, etc. (e.g., in DY 8, present the results and findings from the redesign work to at least two peer organizations and/or convenings of peer organizations, as documented by the presentation delivered and the agenda)
- viii. Establish a baseline, in order to measure improvement over self
- ix. Complete a planning process/submit a plan, in order to do appropriate planning for the implementation of major infrastructure development or program/process redesign (e.g., in DY 6, complete a planning process for a care navigation program to provide support to patient populations who are most at risk of receiving disconnected and fragmented care)
- x. Designate/hire personnel or teams to support and/or manage the project/intervention
- xi. Implement, adopt, upgrade, or improve technology to support the project
- xii. Develop a new methodology, or refine an existing one, based on learnings
- xiii. Incorporate patient experience surveying

**Attachment Q - Delivery System Reform Incentive Payments (DSRIP) Metrics**  
**Category 1 & 2 – Infrastructure Development, Innovation & Redesign Improvement Projects**

- b. Improvement Measure: Report on / Improve patient satisfaction/experience (e.g., in DY 10, improve primary care clinic patient satisfaction scores as a result of redesigning clinic visits)

**V. Categories 1-2 Projects**

Please find the Categories 1-2 Projects listed by category below.

**Attachment Q - Delivery System Reform Incentive Payments (DSRIP) Metrics  
Category 1 &2 – Infrastructure Development, Innovation & Redesign Improvement Projects**

Proposed Category 1 Improvement Projects

***Proposed Category 1 Improvement Projects***

Per the California Section 1115 Waiver Terms and Conditions, the purpose of Category 1: Infrastructure Development is “investments in technology, tools and human resources that will strengthen the organization’s ability to serve its population and continuously improve its services.” Therefore, Category 1 would include infrastructure development, including investment in people, places, processes and technology. This category is foundational to the success of Categories 2-4. DPH system plans must describe how the infrastructure development will enhance capacity to conduct, measure and report on quality/performance improvement, expand access to meet demand, and/or enable improved care with strong emphasis on building coordinated systems that promote preventive, primary care.

The following improvement projects as specified would be acceptable for DPH systems to include in their Category 1 plans, using similar formatting as shown below in Appendix B: Example DSRIP Categories 1-2 Plan:

- 1. Expand Primary Care Capacity..... 257
- 2. Increase Training of Primary Care Workforce ..... 259
- 3. Implement and Utilize Disease Management Registry Functionality ..... 263
- 4. Enhance Interpretation Services and Culturally Competent Care ..... 267
- 5. Collect Accurate Race, Ethnicity, and Language (REAL) Data to Reduce Disparities ..... 269
- 6. Enhance Urgent Medical Advice ..... 271
- 7. Introduce Telemedicine ..... 274
- 8. Enhance Coding and Documentation for Quality Data ..... 275
- 9. Develop Risk Stratification Capabilities/Functionalities ..... 277
- 10. Expand Capacity to Provide Specialty Care Access in the Primary Care Setting ..... 279
- 11. Expand Specialty Care Capacity..... 281
- 12. Enhance Performance Improvement and Reporting Capacity ..... 283



**Attachment Q - Delivery System Reform Incentive Payments (DSRIP) Metrics  
Category 1 &2 – Infrastructure Development, Innovation & Redesign Improvement Projects**

**1. Expand Primary Care Capacity**

- Goal of Project: Expand the capacity of primary care to better accommodate the needs of the patient population and community so that patients can receive the right care at the right time in the right setting
  
- Potential Project Elements:
  - Establish more primary care clinics
  - Expand primary care clinic space
  - Expand primary care clinic hours
  - Expand primary care clinic staffing
  - Expand primary care clinic staffing knowledge
  
- Related Projects (DPH system will specify all of those other category projects this project would feed into):
  - Reduce Readmissions (Cat. 3)
  - Improve Screening Rates (Cat. 3)
  - Improve Chronic Care Management and Outcomes (Cat. 3)
  - Expand Medical Homes (Cat. 2)
  - Redesign Primary Care (Cat. 2)
  - Integrate Physical-Behavioral Health Care (Cat. 2)
  - Redesign for Cost Containment (Cat. 2)
  - Other
  
- Key Measures:
  - **Process Measures:**
    - i. Measure: Establish additional/expand existing/relocate primary care clinics
      - 1. Metric: Number of additional clinics or expanded hours or space
        - a. Documentation of expansion
        - b. Data Source: New primary care schedule or other hospital document
        - c. Rationale/Evidence: It is well known the national supply of primary care does not meet the demand for primary care services. Moreover, it is a goal of health care reform to provide more preventive and primary care in order to keep individuals and families healthy and therefore avoid more costly ER and inpatient care. DPH systems are in real need of expanding primary care capacity in order to be able to implement the kind of delivery system reforms needed to provide the right care at the right time in the right setting for all patients.
    - ii. Measure: Implement/expand a community/school-based clinics program
      - 1. Metric: Number of additional clinics or expanded hours or space
        - a. Documentation of expansion
        - b. Data Source: New primary care schedule or other hospital document

**Attachment Q - Delivery System Reform Incentive Payments (DSRIP) Metrics**  
**Category 1 &2 – Infrastructure Development, Innovation & Redesign Improvement Projects**

- c. Rationale/Evidence: Providing clinics in the community and/or in schools has been shown to be effective because the health care is located conveniently for patients, and is in a setting that is familiar and may feel ‘safe’.
- iii. Measure: Implement/expand a mobile health clinic program
  - 1. Metric: Number of additional clinics or expanded hours or space
    - a. Documentation of expansion
    - b. Data Source: New primary care schedule or other hospital document
    - c. Rationale/Evidence: Many DPH systems cover very large counties, including hundreds of miles. In some areas, it may take patients hours to drive to DPH system facilities. Therefore, a mobile clinic offers the benefits of taking the services to the patients, which will help keep them healthy proactively.
- iv. Measure: Expand the hours of a primary care clinic, including both evening and/or weekend hours
  - 1. Metric: Increased number of hours at primary care clinic over baseline
    - a. Data Source: Clinic documentation
    - b. Rationale/Evidence: Expanded hours can not only allow for more patients to be seen, but also provides more choice for patients.
- v. Measure: Train/hire additional primary care providers and staff and/or increase the number of primary care clinics for existing providers
  - 1. Metric: Documentation of completion of all items described by the DPH system plan for this measure.
    - a. Data Source: Hospital report, policy, contract or other documentation
- vi. Measure: Implement a nurse triage software system to assist nurses in determining the acuity of patients
  - 1. Metric: Documentation of vendor agreement
    - a. Data Source: Vendor agreement
- vii. Measure: Establish a nurse advice line and/or primary care patient appointment unit
  - 1. Metric: DPH system administrative reports
- viii. Measure: Develop automated tracking system for measuring time to next available offered appointment at DPH system primary care medical homes for non-urgent needs
  - 1. Metric: DPH system administrative records from patient scheduling system
- ix. Measure: Develop and implement a plan for proactive management of adult medicine patient panels through a new Office of Panel Management, such that same-store panel capacity is increased and optimized going forward. This intervention will reopen and optimize use of available adult medicine panel capacity (must include at least one metric):
  - 1. Metric: Documentation of Office of Panel Management plan, staff assignments, policies and procedures. Documentation of the panel status (open/ closed) and panel capacity at points in time.

**Attachment Q - Delivery System Reform Incentive Payments (DSRIP) Metrics  
Category 1 &2 – Infrastructure Development, Innovation & Redesign Improvement Projects**

2. Metric: Documentation of panel management dynamics (counts of additions, deletions, and total paneled patients) and results of initial panel “cleaning”.
- x. Measure: Expand episodic care capacity at primary care clinics.

o **Improvement Measures:**

- i. Measure: Patient access to primary care by reducing days to third next-available appointment
  - a. Metric: Third Next-Available Appointment
    - i. The length of time in calendar days between the day a patient makes a request for an appointment with a provider/care team, and the third available appointment with that provider/care team. Typically, the rate is an average, measured periodically (weekly or monthly) as an average of the providers in a given clinic. It will be reported for the most recent month. The ultimate improvement target over time would be 7 calendar days (lower is better), but depending on the DPH system’s starting point, that may not be possible within five years.
    - ii. Data Source: Practice management or scheduling systems
    - iii. Rationale/Evidence: This measure is an industry standard of patients' access to care. For example, the IHI definition white paper on whole system measures sites this metric.
  - ii. Measure: Increase primary care clinic volume
    - a. Metric: Number of visits, encounters or size of patient panels over baseline
      - i. Data Source: Registry, EHR, claims or other DPH source
      - ii. Rationale/Evidence: This measures the increased volume.
  - iii. Measure: Percent patients receiving urgent care appointment in the primary care clinic (instead of having to go to the ED or an urgent care clinic) within X calendar days of request
  - iv. Measure: Achieve a call abandonment rate for the nurse advice line and patient scheduling unit
    - a. Metric: Automated data on call abandonment rate

**2. Increase Training of Primary Care Workforce**

- Project Goal: The 21 California DPH systems train 43% of new doctors in the state. As we move towards the implementation of health care reform in 2014, the nation will continue to face a major shortage of primary care doctors and nurses due to the needs of an aging population, a decline in the number of medical students choosing primary care, and thousands of aging baby boomers who are doctors and nurses looking towards retirement. The shortage of primary care workforce personnel in California is a critical problem that we have the opportunity to begin addressing under the next waiver. California barely meets the nationally recognized standard for supply of primary care physicians. Over the last several years, it has become difficult for public hospitals to recruit and hire primary care physicians. The shortage of primary care providers has

**Attachment Q - Delivery System Reform Incentive Payments (DSRIP) Metrics  
Category 1 & 2 – Infrastructure Development, Innovation & Redesign Improvement Projects**

contributed to increased wait times in public hospital clinics. Expanding the primary care workforce will increase access and capacity, and help create an organized structure of primary care providers, clinicians and staff. Moreover, it will strengthen an integrated health care system and play a key role in implementing disease management programs. The new primary care workforce will also be trained to operate in patient-centered medical homes. A greater focus on primary care will be crucial to the success of an integrated health care system under health care reform. As more patients are covered under the Affordable Care Act, it will be essential to increase the number of primary care workforce personnel in order to meet the demands and needs of these newly covered patients. Furthermore, in order to effectively operate in a medical home model, there is a need for residency and training programs to enable expanded capabilities of primary care providers and other staff to effectively provide team-based care and manage population health. Therefore, the need to expand the responsibilities of primary care workforce members will be even more important. In summary, the goal for this project is to train more workforce members to serve as primary care providers, clinicians, and staff to help address the substantial primary care workforce shortage, *and* to update training programs to include more organized care delivery models. This project may apply to primary care physicians (including residents in training), nurse practitioners, physician assistants, and other clinicians/staff (e.g., health coaches, *promotoras*) in the following service areas: family medicine, internal medicine, obstetrics and gynecology, geriatrics, and pediatrics.

- Potential Project Elements:
  - Update primary care training programs to include training on the medical home and chronic care models, disease registry use for population health management, patient panel management, and/or quality/performance improvement
  - Increase the number of primary care residents (i.e., physicians)/trainees (i.e., nurse practitioners, physician’s assistants and other clinicians/staff, such as health coaches and *promotoras*)
  - Increase the number of residency/training program faculty/staff to support an expanded, more updated program
  - Increase the number of residents/trainees *choosing* primary care as a career
  - Establish/expand primary care training programs
  
- Related Projects:
  - Reduce Readmissions (Cat. 3)
  - Improve Screening Rates (Cat. 3)
  - Improve Diabetes Care Management and Outcomes (Cat. 3)
  - Improve Chronic Care Management and Outcomes (Cat. 3)
  - Expand Medical Homes (Cat. 2)
  - Redesign Primary Care (Cat. 2)
  - Expand Primary Care Capacity (Cat. 1)
  - Other
  
- Key Measures:
  - **Process Measures:**

**Attachment Q - Delivery System Reform Incentive Payments (DSRIP) Metrics**  
**Category 1 &2 – Infrastructure Development, Innovation & Redesign Improvement Projects**

- i. Measure: Expand primary care training, (must include at least one of the following metrics):
  - a. Metric: Expand the primary care residency, mid-level provider (MLP – physician assistants and nurse practitioners), and/or other clinician/staff (e.g., health coaches, *promotoras*) training programs and/or rotations
    - i. Documentation of applications and agreements to expand training programs
    - ii. Data Source: Training program documentation
    - iii. Rationale/Evidence: Increasing primary care training may help address the primary care workforce shortage.
  - b. Metric: Hire additional precepting primary care faculty members
    - i. Number of additional training faculty/staff members
    - ii. Data Source: HR documents, faculty lists, or other documentation
    - iii. Rationale/Evidence: More faculty is needed to expand training programs.
- ii. Measure: Expand positive primary care exposure for residents/trainees, (must include at least one of the following metrics):
  - a. Metric: Develop mentoring program with primary care faculty and new trainees
    - i. Documentation of program
    - ii. Data Source: Mentoring program curriculum and/or program participant list
    - iii. Rationale/Evidence: Mentoring programs have been found to foster primary care trainees’ interest in pursuing primary care careers.
  - b. Metric: Train trainees in the medical home model, chronic Care Model and/or disease registry use / Primary care trainees participate in medical homes by managing panels
    - i. Documentation of program
    - ii. Data Source: Curriculum, rotation hours, and/or patient panels assigned to resident/trainee
    - iii. Rationale/Evidence: Training programs in primary care should reflect the evolving primary care delivery models.
  - c. Metric: Include trainees/rotations in quality improvement projects
    - i. Documentation of program
    - ii. Data Source: Curriculum and/or quality improvement project documentation/data
    - iii. Rationale/Evidence: Including primary care trainees in quality improvement has been linked to trainee satisfaction with primary care.
- iii. Measure: Develop and implement a curriculum for residents to utilize their practice data to demonstrate skills in quality assessment and improvement
  - a. Metric: Documentation of curricular content in residency program training manuals

**Attachment Q - Delivery System Reform Incentive Payments (DSRIP) Metrics  
Category 1 &2 – Infrastructure Development, Innovation & Redesign Improvement Projects**

- iv. Measure: Implement loan repayment program for primary care providers
  - a. Metric: Documentation of program
    - i. Data Source: Program materials
    - ii. Rationale/Evidence: Loan repayment programs can help to make primary care more attractive.
- v. Measure: Create a primary care career pipeline program for secondary school students (optional – specifications to be provided in DPH system plan)
- vi. Measure: Establish/expand a faculty development program
  - a. Metric: Enrollment of faculty staff into primary care education and training program
    - i. Data Source: Program documents
- vii. Measure: Develop/disseminate clinical teaching tools for primary care or interdisciplinary clinics/sites
  - a. Metric: Clinical teaching tool
    - i. Submission of teaching tools
- viii. Measure: Obtain approval from the Accreditation Council for Graduate Medical Education (ACGME) to increase the number of primary care residents
  - a. Metric: Documentation of ACGME approval for residency position expansion
- o **Improvement Measures:**
  - i. Measure: Increase primary care training and/or rotations (must select one of the following metric):
    - a. Metric: Increase the number of primary care residents and/or trainees, as measured by percent change of class size over baseline. Trainees may include physicians, mid-level providers (physician assistants and nurse practitioners), and/or other clinicians/staff (e.g., health coaches, *promotoras*).
      - i. Data Source: Documented enrollment by class by year by primary care training program
      - ii. Rationale/Evidence: As the goal is to increase the primary care workforce to better meet the need for primary care in the health care system by increasing training of the primary care workforce in California, the metric is a straightforward measurement of increased training.
    - b. Metric: Increase the number or primary care trainees rotating at the DPH system
      - i. Data Source: Student/trainee rotation schedule
    - c. Metric: Increase the number or percent of culturally-competent trainees eligible for existing California residency programs
    - d. Metric: Increase the number of primary care residents and/or trainees, as measured by percent change of class size over baseline or by absolute number
  - ii. Measure: Recruit/hire more trainees/graduates to primary care positions in DPH system

**Attachment Q - Delivery System Reform Incentive Payments (DSRIP) Metrics  
Category 1 &2 – Infrastructure Development, Innovation & Redesign Improvement Projects**

- a. Metric: Percent change in number of graduates/trainees accepting positions in the DPH system over baseline
  - i. Data Source: Documentation, such as HR documents compared to class lists
  - ii. Rationale/Evidence: A measure of the success of the training program is how many graduates are choosing to practice primary care at the DPH system.
- iii. Measure: Increase the number/proportion of primary care residency/trainee graduates choosing primary care as a career
  - a. Metric: Number of primary care residency/trainee graduates choosing primary care as a career
    - i. Numerator: Number of class year residency/trainee graduates choosing primary care as a career
    - ii. Denominator: Number of class year residency/trainee graduates
    - iii. Data Source: Program documentation
    - iv. Rationale/Evidence: Measures success of process measures.
- iv. Measure: Increase the number of faculty staff completing educational courses
  - a. Metric: Number of staff completing courses
- v. Measure: Increase primary care training in Continuity Clinics,<sup>5</sup> which may be in diverse, low-income, community-based settings, (must include at least one of the following metrics):
  - a. Metric: Add scheduled Continuity Clinic sessions
    - i. Data Source: Number of trainee office visits, such as from registry, EHR, claims data or other reports
    - ii. Rationale/Evidence: Residents/trainees have the opportunity to treat patients in the clinic setting, offering the trainee an option to provide continuing care to his/her patients in order to build continuity with his/her patients.
  - b. Metric: Assign a Continuity Clinic patient panel to primary care residents
    - i. Data Source: Patient panel, registry or EHR
    - ii. Rationale/Evidence: Residents/trainees have the opportunity to treat patients in the clinic setting, offering the trainee an option to provide continuing care to his/her patients in order to build continuity with his/her patients.
  - c. Metric: Increase resident's patient clinic roster

### 3. Implement and Utilize Disease Management Registry Functionality

---

<sup>5</sup> Per the Accreditation Council for Graduate Medical Education (ACGME), “Setting for a longitudinal experience in which residents develop a continuous, long-term therapeutic relationship with a panel of patients.” All internal medicine residents typically have continuity clinics. Categorical residents have it just one afternoon per week (often at the hospital-based primary care clinic). Primary care residents have continuity clinic more often during select months and usually have one continuity clinic at the hospital primary care clinic and another off-site (e.g., community or DPH clinic). For more information, please see [http://www.acgme.org/acWebsite/about/ab\\_ACGMEglossary.pdf](http://www.acgme.org/acWebsite/about/ab_ACGMEglossary.pdf).

**Attachment Q - Delivery System Reform Incentive Payments (DSRIP) Metrics  
Category 1 &2 – Infrastructure Development, Innovation & Redesign Improvement Projects**

- Project Goal: Implement infrastructure that supports patient population health, panel management and coordination of care.
  
- Potential Project Elements:
  - Implement and utilize disease management registry functionalities
  - Enter patient data into the registry
  
- Related Projects:
  - Define the DPH System Population (Cat. 3)
  - Reduce Readmissions (Cat. 3)
  - Improve Quality (Cat. 3)
  - Reduce Harm from Medical Errors (Cat. 3)
  - Reduce Disparities (Cat. 3)
  - Improve Screening Rates (Cat. 3)
  - Improve Diabetes Care Management and Outcomes (Cat. 3)
  - Improve Chronic Care Management and Outcomes (Cat. 3)
  - Expand Medical Homes (Cat. 2)
  - Expand Chronic Care Management Models (Cat. 2)
  - Conduct Medication Management (Cat. 2)
  - Implement/Expand Care Transitions Programs (Cat. 2)
  - Other
  
- Key Measures:
  - **Process Measures:**
    - i. Measure: Review current registry capability and assess future needs
      - a. Metric: Documentation of review of current registry capability and assessment future registry system needs
    - ii. Measure: Develop cross-functional team to evaluate registry program
      - a. Metric: Documentation of personnel (clinical, IT, administrative) assigned to evaluate registry program
    - iii. Measure: Implement/expand a functional disease registry
      - a. Metric: Disease management registry functionality is available in X% of the DPH system’s sites and/or for an expanded number of targeted diseases or clinical conditions
        - i. Potential Numerator: Number of sites with disease management registry functionality
        - ii. Potential Denominator: Total number of sites
        - iii. Registry includes total number of targeted diseases or clinical conditions
        - iv. Data Source: Documentation of adoption, installation, upgrade, interface or similar documentation
        - v. Rationale/Evidence: Utilization of disease registry functionalities helps care teams to actively manage patients with targeted chronic conditions because the disease management registry will include clinician prompts and



**Attachment Q - Delivery System Reform Incentive Payments (DSRIP) Metrics**  
**Category 1 &2 – Infrastructure Development, Innovation & Redesign Improvement Projects**

- reminders, which should improve rates of preventive care. Having the functionality in as many sites as possible will enable care coordination for patients as they access various services throughout the system. Registry use can be targeted to clinical conditions/diseases most pertinent to the patient population (e.g., diabetes, hypertension, chronic heart failure).
- iv. Measure: Demonstrate registry automated reporting ability to track and report on patient demographics, diagnoses, patients in need of services or not at goal, and preventive care status
    - a. Metric: Registry automated report on file
      - i. Data Source: Registry
      - ii. Rationale/Evidence: To be meaningful for panel management and potentially for population health purposes, registry functionality should be able to produce reports for groups or populations of patients that identify clinical indicators.
      - iii. Additional related components :
        - 1. Expand registry report services to provide on-demand, operational, and historical capabilities, inclusive of reports to care providers, managers, and executives
        - 2. Expand registry functionality to include electronic structured documentation and clinical decision support at the point of care
  - v. Measure: Conduct staff training on populating and using the registry function
    - a. Metric: Documentation of training programs and list of staff members trained, or other similar documentation
      - i. Data Source: HR or training program materials
      - ii. Rationale/Evidence: Staff need to be trained on appropriate use of the registry functions in order to optimize its use and efficacy.
  - vi. Measure: Making patient data in the registry more accurate
    - a. Metric: Updating patient data based on clinic visit
      - i. Numerator: Number of updated entries
      - ii. Denominator: Number of unique patients that are in the registry
      - iii. Data Source: Registry data report showing entry date
      - iv. Rationale/Evidence: Need accurate data to best measure patient care improvements
  - vii. Measure: Create/disseminate protocols for registry-driven reminders and reports for clinicians and providers regarding key health indicators monitoring and management in patients with targeted diseases (select at least one metric):
    - a. Metric: Documented protocols for the specified conditions and health indicators
      - i. Data Source: Protocols
    - b. Metric: Electronic process in place to correctly identify number or percent of screening tests that require additional follow-up
      - i. Data Source: Process or other reporting documentation

**Attachment Q - Delivery System Reform Incentive Payments (DSRIP) Metrics  
Category 1 &2 – Infrastructure Development, Innovation & Redesign Improvement Projects**

- viii. Measure: Review future potential registry platforms and select registry platform
  - a. Metric: Documentation of review of registry platforms and selection of future registry platform
- ix. Measure: Implement cross-functional team to staff registry program
  - a. Metric: Documentation of personnel (clinical, IT, administrative) assigned to staff registry program
- x. Measure: Plan development of/implement tethered registry to capture patients enrolled in chronic disease management program
  - a. Metric: Documentation of plan / completion of implementation
- o **Improvement Measures:**
  - i. Measure: Enter patient data into the registry
    - a. Metric: Number/percentage of patients in the registry; metric may vary in terms of measuring absolute targets versus increasing the proportion of patients meeting a specific criteria (e.g., medical home patients, patients with a targeted chronic condition); below are potential specifications:
      - i. Numerator: Number of patients in registry
      - ii. Denominator: Number of patients assigned to this clinic for routine care (i.e., the clinic is the "medical home")
      - iii. Data Source: Registry or EHR
      - iv. Rationale/Evidence: Supports work of panel management. Establishes patient population for a medical home. (For measurement purposes, a clinic may remove patients from denominator who, once offered a medical home, choose to continue to receive care at multiple sites).
  - ii. Measure: Number of patient touches recorded in the registry
    - a. Metric: Total number of in-person and virtual (including email and web-based) visits, either absolute or divided by denominator
      - i. Numerator: Number of patient touches recorded in the registry
      - ii. Denominator: Number of targeted patients in the registry (“targeted” as defined by DPH system)
  - iii. Measure: Spread registry functionality throughout system
    - a. Metric: Implement disease management registry functionality in X% of the DPH sites providing continuity of care for the defined population
      - i. Numerator: Number of sites with disease management registry functionality
      - ii. Denominator: Total number of sites
  - iv. Measure: Generate registry-based reports for each provider/care team for the care delivered outside the office visit, which may include historical and peer comparisons for protocols
    - a. Metric: Increase or achieve number or reports sent out to number or percent of primary care providers over the 12-month period.
      - i. Data Source: Registry and/or EMR

**Attachment Q - Delivery System Reform Incentive Payments (DSRIP) Metrics  
Category 1 & 2 – Infrastructure Development, Innovation & Redesign Improvement Projects**

- v. Measure: Increase the number of providers/clinicians/staff using the registry
  - a. Metric: Number of staff using the registry
    - i. Data Source: Registry report
    - ii. Rationale/Evidence: The more staff that are using the registry, the most current it will be, and therefore most useful to monitor patients' conditions. Providers can also monitor their patients across the DPH system – primary care to the hospital.

**4. Enhance Interpretation Services and Culturally Competent Care**

Project Goal: Patients have access to timely, qualified health care interpreter services in their primary language, thereby increasing the likelihood of safe and effective care, open communication, adherence to treatment protocols, and good outcomes.

**Potential Project Elements:**

Identify language access needs and/or gaps in language access  
Implement language access policies and procedures  
Increase training related to language access and/or cultural competency/sensitivity  
Expand language access

**Related Projects:**

Reduce Disparities (Cat. 3)  
All Categories 3-4 Projects/Interventions  
Expand Medical Homes (Cat. 2)  
Expand Chronic Care Management Models (Cat. 2)  
Redesign Primary Care (Cat. 2)  
Redesign to Improve Patient Experience (Cat. 2)  
Improve Patient/Caregiver Experience (Cat. 3)  
Redesign for Cost Containment (Cat. 2)  
Use Palliative Care Programs (Cat. 2)  
Conduct Medication Management (Cat. 2)  
Implement/Expand Care Transitions Programs (Cat. 2)  
Collect Accurate REAL Data (Cat. 1)  
Other

**Key Measures:**

**Process Measures:**

Measure: Conduct an analysis to determine gaps in language access  
Metric: Gap analysis  
Report results of analysis  
Data Source: Gap analysis  
Rationale/Evidence: It is important to identify needs in order to address those needs/gaps.  
Measure: Implement language access policies and procedures  
Metric: Submission of policies and procedures, for example based on *Straight Talk: Model Hospital Policies & Procedures on Language Access*  
Data Source: DPH system policies and procedures

**Attachment Q - Delivery System Reform Incentive Payments (DSRIP) Metrics**  
**Category 1 & 2 – Infrastructure Development, Innovation & Redesign Improvement Projects**

Measure: Expand qualified health care interpretation technology

Metric: Video or audio conferencing interpreter terminals and/or areas/units of the DPH system with access to health care interpretation technology, for example:

Number of hospital departments/health system clinics with video or audio conferencing terminals over baseline

Number of total video or audio conferencing terminals over baseline

Measure: Upgrade hardware systems to function on a wireless network

Measure: Train/certify additional health care interpreters

Metric: Expand capacity of qualified health care interpretation workforce

Numerator: Number of trained/certified interpreters

Denominator: Total number of trained/certified interpreters

Data Source: HR workforce training data, program materials

Rationale/Evidence: It is important to make sure staff are fully trained and have the proper certifications necessary to optimize their performance in order to increase language access

Measure: Train number or proportion of providers and staff to appropriately utilize health care interpreters (via video, phone or in-person)

Metric: Expand language access utilization

Numerator: Number of trained providers/staff

Denominator: Total number of relevant providers/staff (relevant as defined by DPH system)

Data Source: HR workforce training data, program materials

Rationale/Evidence: It is important to make sure that providers and staff know when and how to appropriately utilize the qualified health care interpretation services available in order to increase language access.

Measure: Develop program to improve staff cultural competency and awareness

Example Metric: Number of champions/staff that are designated and trained in a population's culture and unique needs

Data Source: HR workforce training data, program materials

Rationale/Evidence: Cultural competency and awareness can improve patient-provider/staff communication and help to build trust in order to provide equitable and appropriate health care.

Measure: Generate prescription labels in a patient's primary language with easy-to-understand directions

Metric: Number of prescriptions labels translated

Data Source: Report

Rationale/Evidence: Translation enables appropriate use of prescriptions, helping to prevent incorrect use of medications, which can result in serious health conditions. See *Medical Care* (June 2009).

**Improvement Measures:**

Measure: Improve language access (must select at least one metric):

Metric: The number of qualified health care interpreter encounters per month,<sup>6</sup> based on one of the reporting months within the prior year

---

<sup>6</sup> "Qualified health care interpreter" is defined as one who has: 1) been trained in healthcare interpreting; 2) adheres to the professional code of ethics and protocols of healthcare interpreters; 3) is knowledgeable about medical terminology; and, 4) can accurately and completely render communication from one language to another. This definition can be found in the California Health Care Safety Net Institute's *Straight Talk* recommends hospital

**Attachment Q - Delivery System Reform Incentive Payments (DSRIP) Metrics  
Category 1 &2 – Infrastructure Development, Innovation & Redesign Improvement Projects**

Average number of remote video/voice and/or in-person interpreter encounters recorded per month

Data Source: Automated report (such as from Health Care Interpreter Network or Video Medical Interpretation and/or other encounter data report)

Rationale/Evidence: Interpreter encounters per month is the current industry standard for how to measure language access. DPH systems know that as a result of high numbers of patients whose primary language is not English, the current provision of interpretations is not meeting the demand. Some DPH systems may have estimated the current need, but all know that more encounters are the targeted improvement. There may be other measures seemingly more meaningful, but these measures have not been directly linked to provision of health care interpretation and may instead be the result of that plus multiple environmental factors. Provision of interpreter services results in patients asking more questions, having a better understanding of treatment plans, and reporting higher patient satisfaction scores (Ku, *Health Affairs*, 2005).

Metric: The number of remote video/voice and/or in-person interpreter minutes recorded

Measure: Increase number or percent visits by Limited English Proficient patients that are facilitated by qualified health care interpreters

Metric: Expand qualified health care interpretation workforce

Numerator: The number of visits by Limited English Proficient patients that are facilitated by qualified health care interpreters

Denominator: Total number of visits by Limited English Proficient patients

Data Source: TBD by DPH system

Rationale/Evidence: The metric is one way to potentially measure whether demand and supply are aligned, allowing adjustments to be made so that language access is increased.

Measure: Improve Limited English Proficient patients' satisfaction with care and interpreter services

Metric: Percent change in patient satisfaction scores over baseline

Data Source: Results of patient satisfaction survey

Measure: Reduce wait time for interpretation encounters

Metric: The percentage of encounters where the patient wait time for an interpreter is 15 minutes or less, as specified in *Speaking Together* measures,<sup>7</sup> or Average wait time for interpretation encounter, as measured by *Straight Talk: Model Hospital Policies & Procedures on Language Access*

Data Source: Interpreter services documentation

## 5. Collect Accurate Race, Ethnicity, and Language (REAL) Data to Reduce Disparities

Project Goal: Develop the ability to and collect accurate patient demographic data in a structured format so that it may be stratified by quality/clinical data in order to identify health care process and clinical outcomes disparities.

---

policies and procedures to access interpreters that reflect a commitment to language access, including lists of procedures requiring health care interpretation, a definition of qualified health care interpreter, and maximum wait times for the interpretation encounter. Please see

<http://www.safetynetinstitute.org/content/Upload/AssetMgmt/Site/Publications/documents/StraightTalkFinal.pdf>

<sup>7</sup> <http://www.rwjf.org/qualityequality/product.jsp?id=29660>

**Attachment Q - Delivery System Reform Incentive Payments (DSRIP) Metrics**  
**Category 1 & 2 – Infrastructure Development, Innovation & Redesign Improvement Projects**

Potential Project Elements:

Implement a system to stratify patient outcomes and quality measures by patient REAL demographic information in order to identify potential health disparities and develop strategies to ensure equitable health outcomes

Collect accurate data on race, ethnicity, and language at the point of care

Analyze and report on quality outcomes by REAL data categories to identify potential areas of disparities

Develop improvement plans to address key factors contributing to the disparities

Target and improve identified health outcome disparities

Reduce disparities for target patient populations measured through improved rates of preventive care, patient experience, and/or health outcomes

Related Projects:

Reduce Disparities (Cat. 3)

All Categories 3-4 Projects/Interventions

Redesign to Improve Patient Experience (Cat. 2)

Improve Patient/Caregiver Experience (Cat. 3)

Other

Key Measures:

**Process Measures:**

Measure: Develop REAL data template and/or integrate it into data warehouse, electronic medical record (EMR), and/or registries

Metric: Develop REAL data template

Print screen, report, printout or another source of documentation showing capability to integrate REAL data

Data Source: REAL database, data warehouse, EMR or registry

Rationale/Evidence: The need to collect REAL data is a widely-recognized best practice in the U.S. health care system (e.g., The Joint Commission, the Institute of Medicine, and others).

Some extent of REAL data collection is included in both the EHR meaningful use and Affordable Care Act programs.

Measure: Modify registration screens in order to increase the collection of consistent, valid and reliable data

Metric: Adequate registration screens in place

Submission of registration print-screen

Data Source: Patient registration system

Rationale/Evidence: Patient registration is the primary point of entry of patient REAL data.

Measure: Train staff on the collection of consistent, valid and reliable data

Metric: Number or proportion of staff trained

Number or percent of staff trained over baseline

Data Source: HR workforce training data

Rationale/Evidence: Staff training is crucial to overcome discomfort at collecting REAL data<sup>8</sup>

Measure: Develop and implement an organizational process to stratify patient outcomes and quality measures by patient REAL demographic information in order to identify potential health

---

<sup>8</sup> See, for example, HRET Disparities Toolkit, <http://www.hretdisparities.org>

**Attachment Q - Delivery System Reform Incentive Payments (DSRIP) Metrics  
Category 1 &2 – Infrastructure Development, Innovation & Redesign Improvement Projects**

disparities and develop strategies to ensure equitable health outcomes / Implement standardized policies and procedures to ensure the consistent and accurate collection of data

Metric: Description of elements of the system

Documentation of system/processes being implemented

Data Source: Policies, procedures, or other similar sources

Rationale/Evidence: In order to stratify quality and safety measures by REAL data, an organization first needs to establish processes to routinely conduct such review.

Measure: Establish REAL sources of accurate point of care data beginning with current Electronic Medical Record as baseline

Measure: Develop a plan to propagate, establish, and document standard REAL data in all relevant patient care systems participating in enterprise standard registration approach.

**Improvement Measures:**

Measure: Collect accurate REAL data fields as structured data

Metric: The number or percent of patients registered at the DPH system hospital and/or health centers

Numerator: Number of unique patients registered with designated REAL data fields

Denominator: Number of total unique patients registered

Data Source: Registry, electronic health record, or other registration system

Rationale/Evidence: The capacity to stratify quality data by REAL data is foundational to being able to identify, address and eliminate health care disparities. DPH system hospitals are at the forefront of entering REAL structure data to be utilized to improve equity and quality of health care, and multiple DPH systems have begun the process of utilizing this approach.

Measure: Analyze and report on quality outcomes by REAL data categories to identify potential areas of disparities, (e.g., such as utilization of preventive care, improving patient experience and/or various health outcomes)

Metric: REAL data analysis

Documentation of REAL data analysis

Data Source: Data warehouse, EMR or registry

Rationale/Evidence: Once accurate REAL data are collected on patients, they must be utilized for quality improvement purposes.<sup>9</sup> All DPH systems will have this as a target goal, but depending on starting point, it may not be possible to do this within five years.

Measure: Develop improvement plans to address key factors contributing to the disparities

Metric: Identification of health care disparities and plans to address those that are targeted/prioritized

Number of identified disparities and documentation of plans

Data Source: REAL database, data warehouse, EMR or registry

Rationale/Evidence: The purpose of identifying disparities is to ultimately eliminate them through effective quality improvement efforts. All DPH systems will have this as a target goal, but depending on starting point, it may not be possible to do this within five years.

**6. Enhance Urgent Medical Advice**

---

<sup>9</sup> See, for example, Disparities Solutions Center's Improving Quality and Achieving Equity: A Guide for Hospital Leaders, <http://www2.massgeneral.org/disparitiessolutions/guide.html>

**Attachment Q - Delivery System Reform Incentive Payments (DSRIP) Metrics**  
**Category 1 &2 – Infrastructure Development, Innovation & Redesign Improvement Projects**

Project Goal: Provide urgent medical advice so that patients who need it can access it telephonically, and an appropriate appointment can be scheduled so that access to urgent medical care is increased and avoidable utilization of urgent care and the ED can be reduced.

Potential Project Elements:

Establish/expand access to medical advice and direction to the appropriate level of care to reduce Emergency Department use for non-emergent conditions and increase patient access to health care.

Related Projects:

- Improve Quality (Cat. 3)
- Redesign to Improve Patient Experience (Cat. 2)
- Improve Patient/Caregiver Experience (Cat. 3)
- Redesign for Cost Containment (Cat. 2)
- Expand Medical Homes (Cat. 2)
- Other

Key Measures:

**Process Measures:**

Measure: Establish baseline and metrics

Metric: TBD by DPH System

Measure: Establish clinical protocols

Metric: Submission of complete protocols

Rationale/Evidence: The nurse advice line would use the clinical protocols

Measure: Train nurses on clinical protocols

Metric: Number of nurses trained

Measure: Expand nurse advice line

Metric: Nurse advice line

Numerator: Number of nurses staffing nurse advice line per shift

Denominator: Number of patient calls per shift

Data Source: Documentation of nurse advice line staffing levels.

Rationale/Evidence: Patients will experience expanded access to medical advice and direction to the appropriate level of care as a result of a higher ratio of nurses to patient calls.

Measure: Expand access to nurse advice line

Metric: Nurse advice line

Number of enrolled patients who place calls to a nurse advice line

Data Source: Nurse advice line call center reports

Rational/Evidence: Patients will experience expanded access to medical advice and direction to appropriate care for perceived urgent medical problems as a result of being able to call a nurse 24 hours.

Measure: Establish nurse advice line

Metric: Nurse advice line

Number of nurses designated to staff a nurse advice line

Data Source: HR documents or other documentation demonstrating employed and/or contracted nurses to staff a nurse advice line.



**Attachment Q - Delivery System Reform Incentive Payments (DSRIP) Metrics**  
**Category 1 & 2 – Infrastructure Development, Innovation & Redesign Improvement Projects**

Rationale/Evidence: Patients will experience expanded access to medical advice and direction to appropriate care for perceived urgent medical problems as a result of being able to call a nurse 24 hours.

Measure: Inform and educate patients on the nurse advice line

Metric: Number or percent of targeted patients informed/educated

Numerator: Number of targeted patients informed/educated

Denominator: Number of targeted patients (targeted as defined by DPH system)

Data Source: Documentation in patient's paper or electronic medical record that patient was contacted and received information about accessing the nurse advice line and education about how to use the nurse advice line

Rationale/Evidence: Patients who are informed on how to access and utilize a nurse advice line are less likely to seek care for non-emergent conditions in the Emergency Department.

Measure: Develop/distribute a patient-focused educational newsletter with proactive health information and reminders based on nurse advice line data/generated report identifying common areas addressed by the nurse advice line

Metric: Number of newsletters sent to patients

Data Source: Mailer vendor invoice

Rationale/Evidence: The nurse advice line can collect important data that may be representative of the types of concerns of the larger, general patient population. By monitoring the types of health care needs addressed through the nurse advice line, broader trends can be identified.

Based on that, proactive health care guidance (e.g., when to get a screening test/immunization) can be disseminated to the larger patient population. In essence, this shares the learnings from the nurse advice line and disseminates preventive and other health care guidance to the broader patient population.

**Improvement Measures:**

Measure: Increase in the number of patients that accessed the nurse advice line

Metric: Utilization of nurse advice line

Numerator: Number or percent of targeted patients that access the nurse advice line

Denominator: Targeted patients (targeted as defined by DPH system)

Data Source: TBD by DPH System, but could include Call Center phone and encounter records and appointment scheduling software records

Rationale/Evidence: Targeted patients that access and utilize a nurse advice line are less likely to seek care for non-emergent conditions in the Emergency Department.

Measure: Increase patients in defined population who utilized the nurse advice line and were given an urgent medical appointment via the nurse advice and appointment line when needed

Metric: Number of urgent medical appointments scheduled via the nurse advice line

Numerator: Number of patients in defined population who were scheduled an urgent medical appointment via the nurse advice line

Denominator: Total number of patients in defined population (defined by DPH system)

Data Source: TBD by DPH System, but could include Call Center phone and encounter records and appointment scheduling software records

Rationale/Evidence: Patients in defined population who utilize the nurse advice line and were given an urgent medical appointment when needed are less likely to see non-emergency care in the Emergency Department.

**Attachment Q - Delivery System Reform Incentive Payments (DSRIP) Metrics  
Category 1 & 2 – Infrastructure Development, Innovation & Redesign Improvement Projects**

Measure: Increase the number of patients that called the nurse advice line with intent to go to the ED for non-emergent conditions who were redirected to non-ED resources

Metric: Better utilization of health care resources

Numerator: Number of targeted patients that accessed the nurse advice line who reported intent to go to the ED, but were redirected to non-ED resources

Denominator: Total number of targeted patients that accessed the nurse advice line who reported intent to go to the ED

Data Source: TBD by DPH system, but could include Call Center phone and encounter records, appointment scheduling software records and Emergency Department medical records.

Rationale/Evidence: Patients that access the nurse advice line who reported intent to go to the Emergency Department are being directed to appropriate medical resources.

Measure: Increase patient satisfaction (this measure may be moved to Category 3, pending finalization of Category 3)

Metric: Increase surveyed patients who believed the advice provided was appropriate

Numerator: Number of surveyed patients who accessed the nurse advice line and reported finding it helpful

Denominator: Total number of surveyed/respondents who accessed the nurse advice line

Data Source: Survey Tool Results

Rationale/Evidence: Patients who report they believed the advice they received was appropriate are more likely to not seek care in the Emergency Room for non-emergent conditions in the future.

## 7. Introduce Telemedicine

Project Goal: Provide electronic health care services to increase patient access to health care.

Potential Project Elements:

Expand/establish telemedicine program to help fill significant gaps in services

Related Projects:

Redesign to Improve Patient Experience (Cat. 2)

Improve Patient/Caregiver Experience (Cat. 3)

Redesign for Cost Containment (Cat. 2)

Increase Specialty Care Access/Redesign Referral Process (Cat. 2)

Other

Key Measures:

### **Process Measures:**

Measure: Establish telemedicine program for selected medical service line(s)

Metric: Telemedicine program for selected medical service line(s)

Numerator: Number of telemedicine consults available for selected medical service lines

Denominator: Number of medical service lines

Data Source: Appointment scheduling software records

Rationale/Evidence: Establishing telemedicine consults for selected medical service lines expands access to clinicians.

Measure: Expand telemedicine program for selected medical service line(s)

Metric: Telemedicine program for selected medical service line(s)

Numerator: Number of telemedicine consults available for selected medical service lines

**Attachment Q - Delivery System Reform Incentive Payments (DSRIP) Metrics  
Category 1 & 2 – Infrastructure Development, Innovation & Redesign Improvement Projects**

Denominator: Number of medical service lines

Data Source: Appointment scheduling software records

Rationale/Evidence: Establishing telemedicine consults for selected medical service lines expands access to clinicians.

Measure: Expand telemedicine program to additional clinics/service lines

Metric: Telemedicine program to clinics

Numerator: Number of clinics with telemedicine

Denominator: Number of clinics

Data Source: Appointment scheduling software records

Rationale/Evidence: Expanding to additional clinics allows increased access.

Measure: Conduct needs assessment to identify specialties most in need of telemedicine

Metric: Needs assessment

Submission of completed needs assessment

Data Source: Needs assessment

Rationale/Evidence: It is important to expand telemedicine to the most impacted areas in order to have optimal affect.

**Improvement Measures:**

Measure: Increase number of e-consultations

Metric: Electronic consultations

Numerator: Number of patients referred to medical specialties electronically that have their referral resolved without being scheduled for an in-person visit

Denominator: Number of patients referred to medical specialties electronically

Data Source: Patient records from electronic referral processing system

Rationale/Evidence: Increased e-consultations will result in the patient's issue being handled resolved more frequently without need for a face-to-face specialty care an in-person visit with the specialist.

Measure: Reduce wait times in high-impact specialty for consult for patient's condition

Metric: Number of days until first available time for review and consult on patient's condition

Data Source: Appointment scheduling software and or electronic referral management software

Rationale/Evidence: Patients are more likely to receive appropriate care when the wait time for review and consult of the condition for which they were referred is shortened.

**8. Enhance Coding and Documentation for Quality Data,** (to create a more robust administrative data set of patient safety and quality codes to use for performance improvement)  
Project Goal: Improve coding and documentation of clinical data so that it reflects a more accurate and specialized data set that can be stratified by quality indicators in order to better identify opportunities for quality improvement.

Potential Project Elements:

Conduct data collection and reporting using ICD-9 codes linked to MS-DRGs

Implement HIPAA 5010 transaction sets and convert to ICD-10 codes

Implement processes and environmental changes to enhance coding and documentation of diagnoses, procedures, and process and outcome measures

**Attachment Q - Delivery System Reform Incentive Payments (DSRIP) Metrics  
Category 1 & 2 – Infrastructure Development, Innovation & Redesign Improvement Projects**

Related Projects:

All Categories 3-4 Projects/Interventions

Other

Key Measures:

**Process Measures:**

Measure: Determine whether current information systems that house ICD codes should be converted or upgraded

Metric: Hospitals will conduct an impact analysis to identify touch points within the hospital system where ICD codes are used and stored. A structured risk assessment process will be conducted to quantify, order and rank the impact to identify whether information systems will be converted or upgraded.

Submission of analysis

Data Source: Analysis

Rationale/Evidence: ICD codes are used in administrative, clinical and financial information systems. Ensuring accurate coding in these systems is critical to maintain hospital operations.

Measure: Implement HIPAA 5010 transaction sets to be able to communicate with institutions that are able to receive and send such transactions

Metric: Hospitals will convert to the new HIPAA X12 standard that regulates the electronic transmission of specific health care transactions

Documentation of conversion, such as print-out or report

Data Source: <http://www.cms.gov/ICD10/>

Rationale/Evidence: This new standard is a required precursor to mandatory ICD-10 conversion.

Measure: Develop/implement an education plan and/or curriculum for coding staff, clinical documentation specialists, physicians and other staff

Metric: Documentation of the education plan and curriculum

Measure: Train staff on the changes in work flow

Metric: Identify staff to be formally trained on clinical workflow redesign.

Number of trained staff

Data Source: HR or training program materials

Rationale/Evidence: Environmental constraints contribute to coding errors.

Measure: Implement process to enhance coding and documentation of diagnoses, procedures, and process and outcome measures

Metric: Using a process improvement methodology, identify and rank impact of factors that impact the quality of clinical coding. This may include, but is not limited to, structural characteristics of coding unit, support provided to clinical coders through education, training and resources, and coding quality control mechanisms.

Data Source: Submission of ranked factors

Rationale/Evidence: Evidence suggests organizational factors affect the quality of hospital clinical coding.

Measure: Modify existing clinical documentation improvement tools for ICD-10

Metric: Documentation of updated tools

Measure: Conduct data collection and reporting using ICD-9 codes linked to MS-DRGs

Measure: Increase utilization of data quality reports to identify data improvement priorities

Metric: Review data reports quarterly and identify at least three data improvement priorities

Data Source: Internal data reports

**Attachment Q - Delivery System Reform Incentive Payments (DSRIP) Metrics  
Category 1 &2 – Infrastructure Development, Innovation & Redesign Improvement Projects**

Rationale/Evidence: Continuous monitoring will allow hospitals to identify and correct data improvement opportunities.

Measure: Determine a methodology to calculate costs per MS-DRG clinical conditions

Metric: Development, documentation and submission of a methodology to calculate costs per MS-DRG clinical conditions

Measure: Designate a project manager for coding/documentation

Metric: Submission of project manager role/position description, or HR documents

Measure: Complete an audit of the clinical documentation improvement program

Metric: Number or percent of records audited to evaluate accuracy of coding in ICD-10

Numerator: Number of records audited

Denominator: Total records

**Improvement Measures:**

Measure: Implement ICD-10 conversion to be able to communicate with institutions that are able to receive such transactions

Metric: All internal information systems (administrative, financial, and clinical) using ICD-9 codes will either convert to ICD-10 or crosswalk old ICD-9 codes to ICD-10 codes.

Data Source: <http://www.cms.gov/ICD10/>

Rationale/Evidence: Conversion to ICD-10 codes is mandated by CMS and will be required for reimbursement

Measure: Implement improvement strategies to ensure accurate coding of patient safety indicators

Metric: Reduce coding errors

Percent change in coding errors over baseline

Data Source: Random chart audits or other coding quality control mechanisms

Rationale/Evidence: Accurate coding has important patient care delivery, clinical and reimbursement/financial impacts.

Measure: Use accurate coding to identify high utilizers of services or high risk patients and then develop and implement clinical pathways to more effectively deliver needed care.

Metric: Demonstrate utilization of clinical pathways or document clinical pathway in policy and procedure manual as a metric.

Data Source: Random chart audits or other coding quality control mechanisms

Rationale/Evidence: Accurate coding can reveal patterns in utilization that can then help drive improvement efforts that have direct impact on delivery of patient care, clinical outcomes, and reimbursement/financial benefits. Accurate coding has important patient care delivery, clinical and reimbursement/financial impacts.

**9. Develop Risk Stratification Capabilities/Functionalities**

Project Goal: To develop the capability to target high-risk patients by collecting accurate patient data and stratifying by health risk indicators.

Potential Project Elements:

Develop criteria to better identify those patients that would benefit from disease management and other special programs

Conduct risk stratification for patients with the targeted chronic conditions

**Attachment Q - Delivery System Reform Incentive Payments (DSRIP) Metrics  
Category 1 &2 – Infrastructure Development, Innovation & Redesign Improvement Projects**

Apply the risk stratification methodology, produce risk scores for the patients, and assign them to the appropriate medical home and disease management program

Other Category Projects This Project Can Feed Into:

Reduce Readmissions (Cat. 3)

Improve Quality (Cat. 3)

Reduce Harm from Medical Errors (Cat. 3)

Prevent Ventilator Associated Pneumonia (VAP) Infection (Cat. 3)

Improve Diabetes Care Management and Outcomes (Cat. 3)

Improve Chronic Care Management and Outcomes (Cat. 3)

Expand Chronic Care Management Models (Cat. 2)

Redesign for Cost Containment (Cat. 2)

Implement/Expand Care Transitions Programs (Cat. 2)

Other

Key Measures:

**Process Measures:**

Measure: Develop adaptive screening tools for patients with targeted conditions/indicator/criteria

Metric:

Numerator: Number of patients detected as having increased risk by tool

Denominator: Total number of targeted patients admitted

Data Source: EHR, trauma registry, ICU database, EHR screening tool database

Rationale/Evidence: Since many of the subject patients have poor access to primary care, the admission may be an indication of overall worsening health, high-risk behavior and/or poorly managed diseases. By employing an adaptive screening tool using a series of checklists and interventions that is continually tailored for the patients' condition, mechanism of injury and phase of care, immediate prevention of hospital-associated adverse outcomes is possible.

Measure: Develop and implement risk stratification to identify patient populations who would benefit from specialized medical homes, disease management programs, remote monitoring, and other special programs

Measure: Develop criteria to better identify those patients that would benefit from disease management and other special programs

**Improvement Measures:**

Measure: Conduct risk stratification for number or percent of patients with the targeted chronic conditions

Metric:

Numerator: All major trauma victims successfully screened for targeted conditions.

Denominator: All major trauma victim admissions

Data Source: EHR, trauma registry, EHR screening tool results

Rationale/Evidence: Screening and rapid intervention for at-risk conditions for inpatients have not been funded by traditional insurance or safety-net coverage, despite demonstration of improved outcomes and reduction in costs. Since most of the subject patients have poor access to primary care, the trauma admission may be an indication of overall worsening health, high risk behavior and/or poorly managed diseases. By employing an adaptive computer-based screening tool using a series of checklists and interventions that is continually tailored for the

**Attachment Q - Delivery System Reform Incentive Payments (DSRIP) Metrics  
Category 1 & 2 – Infrastructure Development, Innovation & Redesign Improvement Projects**

patients' condition, mechanism of injury and phase of care, immediate prevention of hospital-associated adverse outcomes is possible.

Measure: Apply the risk stratification methodology, produce risk scores for # or % of patients, and assign them to the appropriate medical home and disease management program

Measure: Using the risk stratification process, order appropriate interventions and make appropriate timely referrals for number or percent of targeted patients with the targeted conditions, such as implementing remote monitoring (telephonic, web or device-based) and appropriate nurse management follow-up of patients with heart failure post inpatient discharge  
Metric

Numerator: All major trauma victims successfully screened for targeted conditions and appropriate referred without recidivism at UCSD or the San Diego Trauma System hospitals.

Denominator: All major trauma victims successfully screened for targeted conditions and appropriate referred

Data Source: EHR, trauma registries, EHR screening tool results

Rationale/Evidence: Safety-net hospital studies have shown that subsets of underprivileged trauma patients have disproportionate rates of readmission, increased hospital costs and excess morbidity and mortality. These adverse outcomes could be reduced by improved screening and management. By employing an adaptive screening tool using a series of checklists and interventions that is continually tailored for the patients' condition, mechanism of injury and phase of care, immediate prevention of hospital-associated adverse outcomes is possible. Appropriate consultations and referrals will be indicated and ordered via the EHR, where available. In addition, long-term plans for secondary prevention of injury and illness can be coordinated for the patient and family, inpatient specialist provider and consultants and primary care providers, and these plans output to patients primary care EHR, where available.

**10. Expand Capacity to Provide Specialty Care Access in the Primary Care Setting**

Project Goal: Provide high-demand specialty services within the primary care/medical home setting so that patients can receive some specialty care services concurrent with routine appointments in order to increase patient access to specialty care by avoiding the need for separate specialist visits where possible.

**Potential Project Elements:**

Provide training to primary care providers to expand their capacity to provide select, basic specialty care within the primary care setting

Have high impact specialists regularly rotate through medical homes for team conferences, team training, and patient consultation/co-management

Develop clinical management protocols for primary care providers to co-manage patients with specialists

Develop a process to enable enhanced communication between primary care providers and specialists on a regular basis

Increase clinic hours for select primary care providers to provide expanded care to selected patient population

Develop a protocol for primary care providers to co-manage patients with clinical pharmacists for select conditions

**Related Projects:**

California Bridge to Health Reform

Demonstration Approval Period: November 1, 2010 through October 31, 2015 unless otherwise specified

Amended August 29, 2013

**Attachment Q - Delivery System Reform Incentive Payments (DSRIP) Metrics**  
**Category 1 & 2 – Infrastructure Development, Innovation & Redesign Improvement Projects**

Increase Specialty Care Access/Redesign Referral Process (Cat. 2)  
Redesign to Improve Patient Experience (Cat. 2)  
Improve Patient/Caregiver Experience (Cat. 3)  
Redesign for Cost Containment (Cat. 2)  
Improve Diabetes Care Management and Outcomes (Cat. 3)  
Improve Chronic Care Management and Outcomes (Cat. 3)  
Other

Key Measures:

**Process Measures:**

Measure: Provide training to primary care providers to expand their capacity to provide select, basic specialty care within the primary care setting

Metric: Training of primary care providers in at least one specialty care area

Number of trained primary care providers in the specialty care areas selected

Data Source: HR, training program materials, or curriculum for training in select medical specialties

Rationale/Evidence: Enables an expanded role or expanded/additional clinical expertise for primary care providers.

Measure: Have specialists from most impacted medical specialties regularly rotate through medical homes for team conferences, team training, and patient consultation/co-management

Metric: Specialists consulting on cases with primary care providers in primary care clinic/medical home

Numerator: Number of patient cases jointly reviewed by primary care provider and medical specialist in selected medical specialties

Denominator: Number of adult patients seen at the clinic

Data Source: Paper or electronic log of number of cases presented at monthly conference tracked over time. The number of referrals made over time as tracked in practice management system, EHR, or other documentation as designated by DPH system. Practice management system, EHR, or other documentation as designated by DPH system to provide the number of adult patients seen at clinic. Patient charts or patient note in electronic medical record.

Rationale/Evidence: Primary care providers able to consult with medical specialists on a regular basis refer fewer patients for in-person visits into associated medical specialty clinic. This process could include scheduling a one hour meeting/conference once per month where the primary care provider presents cases to the specialist. The following month, the specialist could do a brief (10-15 minute) presentation/review of the topic brought up in a specific case from the prior month before moving on the case presentations from the current month. The primary care provider would have to have their cases and specific question prepared ahead of time. This could allow 3-4 cases per month to be “jointly reviewed.” And lessons learned could be shared with all—as opposed to 1:1 consultation.

Measure: Develop clinical management protocols for the most impacted medical specialties jointly created by primary care providers and specialists for the co-management of patients between primary care and targeted medical specialties

Metric: Clinical Management Protocols for selected medical specialties

Numerator: Clinic Management Protocols for selected medical specialties

Denominator: Total number of medical specialties

Data Source: Written Clinical Management Protocol



**Attachment Q - Delivery System Reform Incentive Payments (DSRIP) Metrics  
Category 1 &2 – Infrastructure Development, Innovation & Redesign Improvement Projects**

Rationale/Evidence: Patients being co-managed by primary care providers and medical specialists according to a jointly created clinical management protocol are more likely to receive care in the most appropriate setting. Also, a health care system which has engaged their primary care and medical specialty providers to create mutually agreed upon parameters for their respective roles is likely to deliver care in the most appropriate setting.

Measure: Conduct specialty care gap assessment

Metric: Gap assessment

Submission of completed assessment

Data Source: Assessment

Rationale/Evidence: In order to identify gaps in high-demand specialty areas to best build up supply of specialists to meet demand for services and improve specialty care access

**Improvement Measures:**

Measure: Number of patients referred for in-person visits into select medical specialty clinic(s)

Metric: Referrals from primary care into select medical specialties

Numerator: Number of patients with a given diagnosis who are referred for in-person visits/consultations with select medical specialty clinics

Denominator: Total number of patients with the given diagnosis

Data Source: eReferral management software and appointment scheduling software

Rationale/Evidence: Medical specialty resources will be utilized more appropriately resulting in the prioritization of medical specialty care for patients with conditions that require in-person specialty consults and procedures.

**11. Expand Specialty Care Capacity**

Project Goal: To increase the capacity to provide specialty care services to better accommodate the high demand for specialty care services so that patients have increased access to specialty services.

Potential Project Elements:

Identify high impact/most impacted specialty services<sup>10</sup> and gaps in care and coordination

Expand high impact specialty care capacity in most impacted medical specialties

Related Projects:

Improve Quality (Cat. 3)

Increase Specialty Care Access/Redesign Referral Process (Cat. 2)

Redesign to Improve Patient Experience (Cat. 2)

Improve Patient/Caregiver Experience (Cat. 3)

Other

Key Measures:

**Process Measures:**

Measure: Assess specialty clinic capacity, productivity, and/or care models

Metric: DPH system administrative records

---

<sup>10</sup> Such as: Cardio, GI, Ortho, Endocrinology, Psychiatry, and Dermatology, and Gastroenterology

**Attachment Q - Delivery System Reform Incentive Payments (DSRIP) Metrics**  
**Category 1 &2 – Infrastructure Development, Innovation & Redesign Improvement Projects**

Measure: Collect baseline data for wait times, backlog, and/or return appointments in specialties

Metric: Establish baseline for performance indicators

Numerator: TBD by the DPH system

Denominator: TBD by the DPH system

Data Source: TBD by the DPH system

Rationale/Evidence: TBD by the DPH system

Measure: Expand the ambulatory care medical specialties referral management department

Metric: System/personnel in place to manage referrals into medical specialties

Numerator: System components/personnel

Denominator: Monthly/annual volume of referrals into medical specialties

Data Source: Number of FTEs/Written description for process of managing referrals into medical specialties

Rationale/Evidence: A robust referral management department can ensure that referrals are processed, reviewed and the patient's clinical issue addressed in a timely manner.

Measure: Train primary care providers, specialists and staff on processes, guidelines and technology for referrals and consultations into selected medical specialties

Metric: Training of staff and providers on referral guidelines, process and technology

Numerator: Number of staff and providers trained and documentation of training materials

Denominator: Total number of staff and providers working in primary care and medical specialty clinics

Data Source: Curriculum for training

Rationale/Evidence: Training all staff and providers working in primary care and medical specialty clinics on referral guidelines, process, and technology creates the capacity to consistently and uniformly manage all referrals into medical specialties.

Measure: Launch a specialty care clinic (e.g., pain management clinic)

Metric: Establish/expand specialty care

Documentation of new/expanded specialty care clinic

Measure: Conduct a specialty care gap analysis based on community need

Measure: Implement a specialty care access plan

Measure: Complete planning and installation of new specialty systems (e.g., imaging systems)

Measure: Establish specialty care guidelines for the high impact/most impacted medical specialties.

Document guidelines and distribution of guidelines.

Measure: Provide reports on the number of days to process referrals and/or wait time from receipt of referral to actual referral appointment

Metric: Reports on file

**Improvement Measures:**

Measure: Increase the number of specialist providers, clinic hours and/or procedure hours available for the high impact/most impacted medical specialties

Metric: Increase number of specialist providers, clinic hours and/or procedure hours in targeted specialties

Numerator: Number of specialist providers in targeted specialties over baseline or change in the number of specialist providers in targeted specialties

**Attachment Q - Delivery System Reform Incentive Payments (DSRIP) Metrics  
Category 1 &2 – Infrastructure Development, Innovation & Redesign Improvement Projects**

Denominator: Number of monthly or annual referrals into targeted medical specialties clinic or number of specialist providers in targeted specialties at baseline

Data Source: HR documents or other documentation demonstrating employed/contracted specialists

Rationale/Evidence: Increased number of specialists to meet demand and referral demand for in-person visits and procedures will allow patients to receive more timely services.

Measure: Increase the number of available specialty appointments by XX for the most impacted specialty clinics

Metric: Documentation of increase over baseline

Measure: Increase the number of referrals of targeted patients to the specialty care clinic

Metric: Achieve targeted of referrals of targeted patients

Data Source: Registry and/or paper documentation as designated by DPH system

Rationale/Evidence: Targeted patients are at high-risk of admissions and/or readmissions, and getting the patients to the specialty care clinics can help manage their conditions and therefore avoid unnecessary ED utilization, hospitalizations or readmissions.

Measure: Reduce the number of specialty clinics with waiting times for next routine appointment

Metric: Next routine appointment of more than X calendar days and/or to no more than X of X specialty clinics

Data Source: DPH appointment scheduling system

## **12. Enhance Performance Improvement and Reporting Capacity**

Project Goal: To expand quality improvement capacity through people, processes and technology so that the resources are in place to conduct, report, drive and measure quality improvement.

### **Potential Project Elements:**

Enhance improvement capacity within people

Enhance improvement capacity through technology

### **Related Projects:**

All Categories 2-4 Projects/Interventions

Other

### **Key Measures:**

#### **Process Measures:**

Measure: Establish a performance improvement office to manage data, improvement trajectory and improvement activities across the hospital system

Metric: Establishment of office

Documentation of establishment of office

Rationale/Evidence: Having an office responsible for performance improvement will increase organizational capacity to and demonstration organizational commitment to performance improvement activities ongoing.

Measure: Establish a program for trained experts on process improvements to mentor and train other staff for safety and quality care improvement

Metric: Train the trainer program established

Documentation of training program

Data Source: HR, training program materials

**Attachment Q - Delivery System Reform Incentive Payments (DSRIP) Metrics  
Category 1 & 2 – Infrastructure Development, Innovation & Redesign Improvement Projects**

Rationale/Evidence: Ongoing training throughout the organization in quality care improvement will increase capacity for quality improvement activities on an ongoing basis.

Measure: Develop reporting methodologies that will enable continuous quality improvement

Metric: TBD by DPH system

Numerator: TBD by DPH system

Denominator: TBD by DPH system

Data Source: Report systems TBD by DPH system

Rationale/Evidence: It is important to put in place meaningful measurements of quality improvement to measure progress and drive continuous improvement.

Measure: Participate in statewide, public hospital or national clinical database(s) for standardized data sharing

Metric: Collaborative membership

Documentation of collaborative membership

Data Source: Collaborative membership materials

Rationale/Evidence: Participating in a collaborative has been shown to drive targeted and concerted quality improvement activities with the support of peers and the program.

Measure: Participate in/present to quality/performance improvement conferences, webinars, learning sessions or other venues

Metric: Number of learning events

Data Source: Learning events' agendas

Rationale/Evidence: It is also important to share the learnings of quality improvement efforts – what worked and what did not work.

Measure: Enhance the organizational infrastructure and resources to store, analyze and share the patient experience data, as well as utilize them for quality improvement

Metric: Patient experience data

Documentation of methodology for patient experience data collecting and reporting

Data Source: TBD by DPH system

Rationale/Evidence: It is important to accurately collect patient experience data and have the data in a format that can analyzed in a way to draw meaningful and actionable conclusions.

Measure: Hire/train quality improvement staff in well-proven quality and efficiency improvement principles, tools and processes, such as rapid cycle improvement and/or data and analytics staff for reporting purposes (e.g., to measure improvement and trends)

Metric: Number of staff trained

Data Source: HR, training programs

Rationale/Evidence: It is essential to have in place the resources and brainpower to drive performance improvement work.

**Improvement Measures:**

Measure: Implement quality improvement data systems, collection, and reporting capabilities

Metric: Usable quality improvement data systems

Generation of report

Data Source: Quality improvement data systems

Rationale/Evidence: It is important to accurately collect patient experience data and have the data in a format that can analyzed in a way to draw meaningful and actionable conclusions.

Measure: Create a quality dashboard or scoreboard to be shared with organizational leadership on a regular basis that includes patient satisfaction measures

**Attachment Q - Delivery System Reform Incentive Payments (DSRIP) Metrics**  
**Category 1 &2 – Infrastructure Development, Innovation & Redesign Improvement Projects**

Metric: Quality dashboard

Submission of quality dashboard

Data Source: Quality improvement data systems

Rationale/Evidence: It is important to accurately collect patient experience data and have the data in a format that can analyzed in a way to draw meaningful and actionable conclusions.

### ***Proposed Category 2 Improvement Projects***

Per the Waiver Terms and Conditions, the purpose of Category 2 Innovation and Redesign is “investments in new and innovative models of care delivery (e.g., Medical Homes) that have the potential to make significant, demonstrated improvements in patient experience, cost and disease management.” Therefore, Category 2 would include the piloting, testing and spreading of innovative care models.<sup>11</sup>

DPH systems are demonstrated leaders in delivery system innovation. For the past decade, they have identified and begun implementing effective methods for improving quality, efficiency and expanding access, with a goal of containing cost growth. These efforts go well beyond the four walls of the hospital – they extend to primary and specialty outpatient clinics and urgent care centers, and in many cases encompass the entire hospital system in an effort to improve integration across all settings.

DPH systems serve unique populations that experience significant challenges associated with poverty, such as psychosocial barriers to health and multiple concurrent medical conditions. These institutions have had to get very creative to address the needs of their patient populations with extremely limited resources. They need to further refine these innovations, test new ways of meeting the needs of their target populations and disseminate learnings in order to spread promising practices.

The following improvement projects as specified would be acceptable for DPH systems to include in their Category 2 plans, using similar formatting as shown below in Appendix B: Example DSRIP Categories 1-2 Plan:

1. Expand Medical Homes 286
2. Expand Chronic Care Management Models 292
3. Redesign Primary Care 297
4. Redesign to Improve Patient Experience 300
5. Redesign for Cost Containment 305
6. Integrate Physical and Behavioral Health Care 306
7. Increase Specialty Care Access/Redesign Referral Process 313
8. Establish/Expand a Patient Care Navigation Program 317
9. Apply Process Improvement Methodology to Improve Quality/Efficiency 319
10. Improve Patient Flow in the Emergency Department/Rapid Medical Evaluation 322
11. Use Palliative Care Programs 325
12. Conduct Medication Management 327
13. Implement/Expand Care Transitions Programs 330
14. Implement Real-Time Hospital-Acquired Infections (HAIs) System 333

#### **1. Expand Medical Homes<sup>12</sup>**

Project Goal: Establish a “home base” for patients, where patients have a health care team that is tailored to the patient’s health care needs, coordinates the patient’s care, and proactively provides preventive, primary, routine and chronic care, so that patients may see their health improve, rely

---

<sup>11</sup> Please reference Appendix A: *Evidence-Based Models Implemented by California Public Hospital Systems to Enhance Quality, Promote Coordinated Care, Build Medical Homes and Ensure Access*, below.

<sup>12</sup> Please see Appendix A below for a summary description.

**Attachment Q - Delivery System Reform Incentive Payments (DSRIP) Metrics**  
**Category 1 & 2 – Infrastructure Development, Innovation & Redesign Improvement Projects**

less on costly ED visits, incur fewer avoidable hospital stays, and report a greater patient experience of care.

Potential Project Elements:

Establish/expand medical homes

Restructure staffing into multidisciplinary care teams that manage a panel of patients where providers and staff operate at the top of their license<sup>13</sup>

Empanel patients who would most benefit from medical homes

Actively manage medical home patient panels

The team will be responsible for contacting patients to receive their initial health assessment

Related Projects:

Reduce Readmissions (Cat. 3)

Improve Screening Rates (Cat. 3)

Improve Diabetes Care Management and Outcomes (Cat. 3)

Improve Chronic Care Management and Outcomes (Cat. 3)

Expand Chronic Care Management Models (Cat. 2)

Redesign Primary Care (Cat. 2)

Redesign to Improve Patient Experience (Cat. 2)

Improve Patient/Caregiver Experience (Cat. 3)

Integrate Physical and Behavioral Health Care (Cat. 2)

Other

Key Measures:

**Process Measures:**

Measure: Implement the medical home model in primary care clinics

Metric: Increase number of primary care clinics using medical home model

Numerator: Number of primary care clinics using medical home model

Denominator: Total number of primary care clinics

Rationale/Evidence: NAPH found that nearly 40% of programs could offer either anecdotal or quantitative evidence of reduced ED usage—attributed to the redirection of primary care-seeking patients from the ED to a medical home.<sup>14</sup> In addition to reductions in ED utilization, the medical home model has helped improve the delivery and quality of primary care and reduce costs at member hospitals.

Measure: Put in place policies and systems to enhance patient access to the medical home

Metric: Hospital policies on medical home

Documentation of hospital policies on medical home

Data Source: Organizations' "Policies and Procedures" documents

Rationale/Evidence: Operationalizing the work as part of the "Policies and Procedures" for an organization will make the work the "norm" or expectation for the organization and its employees.

---

<sup>13</sup> Providers who operate at the top of their license are being maximally utilized so that (1) the overall capacity of the primary care team is optimized and (2) the patient receives optimal care from the most appropriate team member.

<sup>14</sup> NAPH Research Brief February 2010 *Safety Net Medical Homes Establish "Medical Homes"*

**Attachment Q - Delivery System Reform Incentive Payments (DSRIP) Metrics**  
**Category 1 & 2 – Infrastructure Development, Innovation & Redesign Improvement Projects**

Measure: Reorganize staff into primary care teams responsible for the coordination of patient care

Metric: Primary care team

Numerator: Number of staff organized into care teams

Denominator: Total number of staff

Rationale/Evidence: “Primary care physicians are expected to provide acute, chronic, and preventive care to their patients while building meaningful relationships with those patients, and managing multiple diagnoses according to a host of evidence-based guidelines. A research study estimates that it would take 7.4 hours per working day to provide all recommended preventive care to a panel of 2,500 patients plus an additional 10.6 hours to adequately manage this panel’s chronic conditions.<sup>15</sup> It is clear that primary care physicians in the 15-minute visit can no longer do what their patients expect and deserve.”<sup>16</sup>

Measure: Expand and redefine the roles and responsibilities of primary care team members

Metric: Expanded primary care team member roles

Documentation of roles/responsibilities

Data Source: Revised job descriptions and documentation of established orientation and internal trainings for expanded roles and responsibilities beyond the basic education programs completed prior to hire.

Rationale/Evidence: “Primary care physicians are expected to provide acute, chronic, and preventive care to their patients while building meaningful relationships with those patients, and managing multiple diagnoses according to a host of evidence-based guidelines. A research study estimates that it would take 7.4 hours per working day to provide all recommended preventive care to a panel of 2,500 patients plus an additional 10.6 hours to adequately manage this panel’s chronic conditions.<sup>17</sup> It is clear that primary care physicians in the 15-minute visit can no longer do what their patients expect and deserve.”<sup>18</sup> Additionally, “basic MA education programs do not adequately prepare individuals for the roles that MAs are increasingly asked to perform in community clinics. While most MAs are adequately trained in basic clinical skills such as taking and recording vital signs, most MA programs offer little preparation in areas such as patient care coordination or the use of the health information technology in patient management.”<sup>19</sup>

---

<sup>15</sup> Yarnell, K.S., K.I. Pollak, T. Ostbye, K.M. Krause, J.L. Michener. “Primary Care: is there enough time for prevention?” *American Journal of Public Health* 2003; 93:635-41; and Ostbye, T., K.S. Yarnal, K.M. Krause, K.I. Pollak, M. Gradison, J.L. Michener. “Is there time for management of patients with chronic diseases in primary care?” *Annals of Family Medicine* 2005; 3:209-14.

<sup>16</sup> California Health Care Foundation, *Building Teams in Primary Care: Lessons Learned*, Thomas Bodenheimer, July 2007.

<sup>17</sup> Yarnell, K.S., K.I. Pollak, T. Ostbye, K.M. Krause, J.L. Michener. “Primary Care: is there enough time for prevention?” *American Journal of Public Health* 2003; 93:635-41; and Ostbye, T., K.S. Yarnal, K.M. Krause, K.I. Pollak, M. Gradison, J.L. Michener. “Is there time for management of patients with chronic diseases in primary care?” *Annals of Family Medicine* 2005; 3:209-14.

<sup>18</sup> California Health Care Foundation, *Building Teams in Primary Care: Lessons Learned*, Thomas Bodenheimer, July 2007

<sup>19</sup> S. Chapman, M. Chan, T. Bates, “Medical Assistants in Community Clinics: Perspectives on Innovation in Role Development” Research Brief, Center for the Health Professions at UCSF, June 2010.



**Attachment Q - Delivery System Reform Incentive Payments (DSRIP) Metrics**  
**Category 1 & 2 – Infrastructure Development, Innovation & Redesign Improvement Projects**

Measure: Determine the appropriate panel size<sup>20</sup> for primary care provider teams, potentially based on staff capacity, demographics, and diseases

Metric: Panel size

Number of patients assigned to a provider care team, by provider FTE. For part-time providers or residents who are assigned a dedicated panel, list the true panel size with percentage FTE.

Data Source: Patient panel by provider, registry or EHR

Rationale/Evidence: Panel size analysis could support panel management decisions as clinics approach population management.<sup>21</sup> “At the heart of the Patient Centered Medical Home model is the relationship between a patient and a provider and his/her practice team. All the activities of an effective patient centered medical home should strengthen and reinforce the primacy of that relationship, and its accountability for the patient’s care. The positive impacts of seeing the same provider on patient experience, clinical care, and outcomes have been unequivocally demonstrated by research and practice.”<sup>22</sup>

Measure: Establish criteria for medical home assignment

Metric: Medical home assignment criteria

Submission of medical home assignment criteria, such as patients with specified chronic conditions;<sup>23</sup> patients who have had multiple visits to a clinic; high-risk patients; patients needing care management; high utilizers of health care services;<sup>24</sup> and patients with particular socio-economic, linguistic, and physical needs<sup>25</sup>

Data Source: Hospital policies and procedures or other similar documents

Rationale/Evidence: With limited resources, it may behoove some organizations to focus their work on medical homes within a subset of patients.<sup>26</sup> Also, some of these higher risk patients are the highest utilizers of health care resources and dollars. Focusing on these cohorts should result in reduced health care costs. At Carolinas Medical Center in Charlotte, NC, interventions targeting high-risk patients who utilized the hospital’s medical home resulted in an 80% decrease in hospitalizations and ED visits for the intervention group.<sup>27</sup>

---

<sup>20</sup> Measure panel size by the number of patients assigned to a provider care team, by provider FTE. For part-time providers or residents who are assigned a dedicated panel, list the true panel size with percentage FTE. Panel size analysis could support panel management decisions as clinics approach population management.

<sup>21</sup> *Safety Net Medical Home Initiative*. Coleman CF, Phillips KE, eds. Empanelment Implementation Guide: Establishing Patient-Provider Relationships. 1<sup>st</sup> ed. Seattle, WA: The MacColl Institute for Healthcare Innovation at the Group Health Research Institute and Qualis Health, March 2010.

<sup>22</sup> *Safety Net Medical Home Initiative*. Coleman CF, Phillips KE, eds. Empanelment Implementation Guide: Establishing Patient-Provider Relationships. 1<sup>st</sup> ed. Seattle, WA: The MacColl Institute for Healthcare Innovation at the Group Health Research Institute and Qualis Health, March 2010; Saulz JW, Lochner J. Interpersonal continuity of care and care outcomes: a critical review. *Ann Fam Med*. 2005;3(2):159-66; and Haggerty JL, Reid RJ, Freeman GK, Starfield BH, Adair, CE, McKendry R. Continuity of Care: a Multidisciplinary Review. *BMJ*, 2003;327(7425):1219-21.

<sup>23</sup> Such as: Diabetes, hypertension, chronic heart failure, obesity, asthma, post-secondary stroke, community-acquired pneumonia (CAP), HIV/AIDS, chronic pain, and depression.

<sup>24</sup> Such as patients who have presented in the ED, been admitted to the hospital, or visited specialty clinics multiple times.

<sup>25</sup> Such as seniors and persons with disabilities, homeless people, and immigrants.

<sup>26</sup> Presentation by Dr. Marcie Levine at SNI’s Seamless Care Initiative Primary Care Workgroup on Empanelment, “Santa Clara Valley Health and Hospital System Empanelment Journey,” Dec 8, 2010.

<sup>27</sup> Wade, KE, Furney, SL, Hall, MN (2009) Impact of Community –Based Patient-Centered Medical Homes on Appropriate Health Care Utilization at Carolinas Medical Center. *NC Med J*, 70(4), 341-345.

**Attachment Q - Delivery System Reform Incentive Payments (DSRIP) Metrics**  
**Category 1 &2 – Infrastructure Development, Innovation & Redesign Improvement Projects**

Measure: Track the assignment of patients to the designated care team

Metric: Tracking medical home patients

Submission of tracking report

Data Source: Can be tracked through the practice management system, EHR, or other documentation as designated by DPH system

Rationale/Evidence: Review panel status (open/closed) and panel fill rates on a monthly basis for equity to be able to adjust to changing environment (e.g., Health Care Reform, more Medi-Cal beneficiaries, patient preference, extended provider leave).

Measure: Develop training materials for medical homes

Measure: Train medical home personnel

Metric: Number of medical home personnel trained

Data Source: HR documents

Measure: Expand and document interaction types between patient and healthcare team beyond one-to-one visits to include group visits, telephone visits, and other interaction types

Metric: Documentation of interaction types and expansion of use

Measure: Implement a system to improve prevention services (must select at least one metric):

Metric: Implement paper-based or electronic tool to measure prevention services

Metric: Implement a system/processes for targeted prevention services

Metric: Develop prevention services education management and outreach program

**Improvement Measures:**

Measure: Based on criteria, assign eligible patients<sup>28</sup> to medical homes

Metric: Number or percent of eligible patients assigned to medical homes, where “eligible” is defined by the DPH system

Numerator: Number of eligible patients assigned to a medical home

Denominator: Total number of eligible patients

Data Source: Practice management system, EHR, or other documentation as designated by DPH system

Rationale/Evidence: Murray M, Davies M, Boushon B, Panel Size: How Many Patients Can One Doctor Manage? *Fam Pract Manag.* 2007 Apr;14(4):44-51

Measure: New patients assigned to medical homes receive their first appointment in a timely manner

Metric: Number or percent of new patients assigned to medical homes that are contacted and for their first patient visit within 60-120 days

Numerator: Number of new patients contacted within specified days

Denominator: Total number of new patients

Data Source: Practice management or scheduling systems, registry, EHR, or other documentation as designated by DPH system

Rationale/Evidence: It is important to get new patients into the medical in a timely manner.

Measure: Patient access to medical home

---

<sup>28</sup> Many patients seen at public hospital systems seek only episodic care and would not avail themselves of a medical home. Eligibility for medical home is determined for each plan, according to unique confluence of patient populations and delivery system structure, using criteria such as 1-2 of primary care visits within 12-24 months, frequent utilization of emergency services, and/or identified medical needs such as chronic conditions.

**Attachment Q - Delivery System Reform Incentive Payments (DSRIP) Metrics  
Category 1 & 2 – Infrastructure Development, Innovation & Redesign Improvement Projects**

Metric: Third Next-Available Appointment

The length of time in calendar days between the day an existing patient makes a request for an appointment with a provider/care team, and the third available appointment with that provider/care team. Typically, the rate is an average, measured periodically (weekly or monthly) as an average of the providers in a given clinic. It will be reported for the most recent month.

The ultimate improvement target over time would be 7 calendar days (lower is better), but depending on the DPH system's starting point, that may not be possible within five years.

Data Source: Practice management or scheduling systems

Rationale/Evidence: This measure is an industry standard of patients' access to care. For example, the IHI definition white paper on whole system measures site this metric.

Measure: Increase the number or percent of medical home patients that are able to identify their usual source of care as being managed in medical homes

Metric: Usual source of care

Numerator: Number medical home patients that are able to identify their medical home as their usual source of care

Denominator: Total number of medical home patients

Data Source: Patient survey

Rationale/Evidence: The medical home should be seen by the patient as the patient's "home base" or usual source of care, and this measures the success of the medical home in providing ongoing, organized care for the patient and educating the patient about medical home services.

Measure: Increase number or percent of enrolled patients' scheduled primary care visits that are at their medical home

Metric: Percent of primary care visits at medical home

Numerator: Number of enrolled patients' primary care visits with medical home primary care provider/team

Denominator: Total number of enrolled patients' primary care visits within the DPH system

Data Source: Practice management system, EHR, or other documentation as designated by DPH system

Rationale/Evidence: Patients know the professionals on their care team and establish trusting, ongoing relationships to reinforce a continuity of care. Medical home model should enhance continuity.

Measure: Medical home provides population health management by identifying and reaching out to patients who need to be brought in for preventive and ongoing care

Metric: Patient appointment reminders

Numerator: For select specific preventive service (e.g., pneumococcal vaccine for diabetics), the number of patients in the registry needing the preventive service and who have been contacted to come in for service

Denominator: Total number of patients in the registry needing the preventive service

Data Source: Registry, or other documentation as designated by DPH system

Rationale/Evidence: Panel manager (or staff on care team) identifies patients who have process or outcome care gaps and contacts them to come in for services. This approach has been used with good effect in state and federal health disparities collaboratives. The care team assesses the patient's overall health and co-develops a health care plan with the patient, including health goals, ongoing management, and future visits

Measure: Obtain medical home recognition by a nationally recognized agency (e.g., NCQA)

Metric: Medical home recognition/accreditation

**Attachment Q - Delivery System Reform Incentive Payments (DSRIP) Metrics**  
**Category 1 &2 – Infrastructure Development, Innovation & Redesign Improvement Projects**

Documentation of recognition/accreditation

Data Source: Nationally recognized agency (e.g., NCQA)

Rationale/Evidence: Currently, there is no single medical home recognition body that has taken into account an updated definition for the medical home that includes safety net clinics/practices, but likely in the near future, there may be one. At that point, it will become important to validate the medical home service being providing by seeking and receiving recognition/accreditation.

**2. Expand Chronic Care Management Models<sup>29</sup>**

Project Goal: Patients with chronic conditions receive proactive, ongoing care that keep patients healthy and empower patients to self-manage their conditions in order to avoid their health worsening and needing ED or inpatient care.

Potential Project Elements:

Redesign the outpatient delivery system to coordinate care for patients with chronic diseases

The composition of care teams is tailored to the patient’s health care needs, including non-physician health professionals, such as pharmacists doing medication management; case managers providing care outside of the clinic setting via phone, email and home visits; nutritionists offering culturally and linguistically appropriate education; and health coaches helping patients to navigate the health care system

Patients can access their care teams in person, by phone or email

Increase patient engagement, such as through patient education, group visits, self-management support, improved patient-provider communication techniques, and coordination with community resources

Empower patients to make lifestyle changes to stay healthy and self-manage their chronic conditions

Apply a care management model to patients identified as having high-risk health care needs

Redesign rehabilitation delivery model for persons with disability

Related Projects:

Improve Chronic Care Management and Outcomes (Cat. 3)

Improve Diabetes Care Management and Outcomes (Cat. 3)

Improve Screening Rates (Cat. 3)

Reduce Readmissions (Cat. 3)

Expand Medical Homes (Cat. 2)

Redesign to Improve Patient Experience (Cat. 2)

Improve Patient/Caregiver Experience (Cat. 3)

Redesign for Cost Containment (Cat. 2)

Integrate Physical and Behavioral Health Care (Cat. 2)

Other

Key Measures:

**Process Measures:**

---

<sup>29</sup> Please see Appendix A below for a summary description of the chronic Care Model. Some chronic diseases included in DPH plans include diabetes, hypertension, heart failure, asthma, post-secondary stroke, community-acquired pneumonia (CAP), HIV/AIDS, and chronic pain.

**Attachment Q - Delivery System Reform Incentive Payments (DSRIP) Metrics**  
**Category 1 & 2 – Infrastructure Development, Innovation & Redesign Improvement Projects**

Measure: Expand the Care Model to primary care clinics

Metric: Increase number of primary care clinics using Care model

Numerator: Number of primary care clinics using Care model

Denominator: Total number of primary care clinics

Data Source: Documentation of practice management

Rationale/Evidence: The Chronic Care Model, developed by Ed Wagner and colleagues at the MacColl Institute, has helped hundreds of providers improve care for people with chronic conditions.<sup>30</sup> Randomized trials of system change interventions include Diabetes Cochrane Collaborative Review and JAMA Re-review, which looked at about 40 studies, mostly randomized trials, with interventions classified as decision support, delivery system design, information systems, or self-management support; 19 of 20 studies included a self-management component improved care, and all five studies with interventions in all four domains had positive impacts on patients.<sup>31</sup> Also, an example of a meta-analysis of interventions to improve chronic illness looked at 112 studies, most of which were randomized clinical trials (27 asthma, 21 chronic heart failure, 33 depression, 31 diabetes); interventions that contained one or more chronic Care Model elements improved clinical outcomes (RR .75-.82) and processes of care (RR 1.30-1.61).<sup>32</sup>

Measure: Train staff in the Care Model, including the essential components of a delivery system that supports high-quality clinical and chronic disease care

Metric: Increase number or percent of staff trained

Numerator: Number of relevant staff trained in the Care Model (“relevant” as defined per the DPH system)

Denominator: Total number of relevant staff

Data Source: HR, training program materials

Rationale/Evidence: The Chronic Care Model, developed by Ed Wagner and colleagues at the MacColl Institute, has helped hundreds of providers improve care for people with chronic conditions.<sup>33</sup> Randomized trials of system change interventions include Diabetes Cochrane Collaborative Review and JAMA Re-review, which looked at about 40 studies, mostly randomized trials, with interventions classified as decision support, delivery system design, information systems, or self-management support; 19 of 20 studies included a self-management component improved care, and all five studies with interventions in all four domains had positive impacts on patients.<sup>34</sup> Also, an example of a meta-analysis of interventions to improve chronic illness looked at 112 studies, most of which were randomized clinical trials (27 asthma, 21 chronic heart failure, 33 depression, 31 diabetes); interventions that contained one or more chronic Care Model elements improved clinical outcomes (RR .75-.82) and processes of care (RR 1.30-1.61).<sup>35</sup> Also, it has been shown that “planned care for all” can be more effective than “disease-silo” care. For example, the Cherokee Nation adopted a systems approach to diabetes care in 2002, which included many of the concepts in the Improving Patient Care (IPC) change

---

<sup>30</sup> Source: IHI website. Please see <http://www.ihl.org/IHI/Topics/ChronicConditions/AllConditions/Changes/> for more information.

<sup>31</sup> Renders et al, *Diabetes Care*, 2001; 24:1821 and Bodenheimer, Wagner, Grumbach, *JAMA* 2002; 288:1910.

<sup>32</sup> Tsai AC, Morton SC, Mangione CM, Keeler EB. *Am J Manag Care*. 2005 Aug;11(8):478-88.

<sup>33</sup> Source: IHI website. Please see <http://www.ihl.org/IHI/Topics/ChronicConditions/AllConditions/Changes/> for more information.

<sup>34</sup> Renders et al, *Diabetes Care*, 2001; 24:1821 and Bodenheimer, Wagner, Grumbach, *JAMA* 2002; 288:1910.

<sup>35</sup> Tsai AC, Morton SC, Mangione CM, Keeler EB. *Am J Manag Care*. 2005 Aug. 11(8):478-88.

**Attachment Q - Delivery System Reform Incentive Payments (DSRIP) Metrics  
Category 1 & 2 – Infrastructure Development, Innovation & Redesign Improvement Projects**

package, such as patient and population management by registered nurse diabetes care managers; evidence-based guidelines; planned visits; care by a multidisciplinary team; diabetes self-management support and education; use of registries for population management; and data-driven improvement, resulting in improved diabetes care and intermediate outcomes.<sup>36</sup>

Measure: Develop a comprehensive care management program

Metric: Care management program

Documentation of program

Data Source: Program materials

Measure: Formalize multi-disciplinary teams

Metric: Number of multi-disciplinary teams, (e.g., teams may include physicians, mid-level practitioners, dieticians, licensed clinical social workers, psychiatrists and other providers) *or* number of clinic sites with formalized teams

Number of teams or sites with formalized teams over baseline

Data Source: TBD by DPH system

Rationale/Evidence: In meta-analysis to assess the impact on glycemic control of 11 distinct strategies for quality improvement in adults with type 2 diabetes, team changes and case management showed the most robust improvements.<sup>37</sup> Team changes included adding a team member or “shared care,” use of multidisciplinary teams in the primary ongoing management of patients, or expansion/revision of professional roles.

Measure: Implement a risk-reduction program for patients with diabetes mellitus to target patients identified as at-risk (e.g., an inpatient or perioperative glycemic control program; if implementing more than one program, may include as two separate milestones)

Metric: Implementation of diabetes risk-reduction program

Documentation of program

Data Source: Program materials

Measure: Implement redesign of Rehabilitation delivery model that may include the following elements: patient-centered daily interdisciplinary rounds in acute rehabilitation, self directed task specific motor practice opportunities in acute rehabilitation setting, therapeutic practice for greater than 3 hours per day/5-6 days a week to drive recovery, patient-centered interdisciplinary documentation, peer-delivered wellness programs, and/or home and community focused rehabilitation.

Metric: Redesigned Rehabilitation delivery model

Documentation of program elements

Data Source: Program Materials

Measure: Develop Stroke Medical Home

Metric: Establish group clinics for individuals with stroke/Transient Ischemic Attack (TIA)

Numerator: Number of individuals with history of stroke/TIA in past 1 year enrolled in group clinic

Denominator: Number of individuals with history of stroke/TIA in past year

Measure: Pilot pharmacy-driven anticoagulation project

---

<sup>36</sup> Please see the IHI website for more information:

<http://www.ihi.org/IHI/Topics/OfficePractices/PlannedCare/ImprovementStories/InnovationsinPlannedCareataCherokeeNationClinic.htm>

<sup>37</sup> Shojania KG, Rani SR, McDonald KM, Grimshaw JM, et al. Effects of Quality Improvement Strategies for Type 2 Diabetes on Glycemic Control, A Meta-Regression Analysis, JAMA, 296(4), 2006.

**Attachment Q - Delivery System Reform Incentive Payments (DSRIP) Metrics**  
**Category 1 &2 – Infrastructure Development, Innovation & Redesign Improvement Projects**

Metric: Number of percent of patients who have been monitored for at least one month without a face-to-face visit

Measure: Implement a test-ordering process for patients with cardiovascular risk factors, including indicators such as blood sugar level, cholesterol, liver and renal monitoring

Metric: Increase the rate that these tests are ordered outside an office visit

Measure: Train appropriate staff on evidence-based clinical protocols

Metric: Documentation of training of staff on evidence-based protocols

Measure: Evaluate and improve process for clinical protocol development

Metric: Documentation of evaluation and improvement of process for clinical protocol development

Measure: Implement evidence-based clinical protocols

Metric: Documentation of evidence-based clinical protocol

Measure: Develop program to identify and manage chronic care patients needing further clinical intervention

Metric: Documentation of program to identify patients needing screening test, preventative tests, or other clinical services

Measure: Expand and document interaction types between patient and health care team beyond one-to-one visits to include group visits, telephone visits, and other interaction types

Metric: Documentation of interaction types and expansion of use

Measure: Develop and implement program to assist patient to better self-manage their chronic conditions

Metric: Documentation of patient self-management program

Measure: Develop and implement plan for standing orders (i.e., lab orders for chronic conditions)

Metric: Documentation of plan for standing orders

Measure: Develop and implement program for diabetes care managers to support primary care clinics

Metric: Documentation and implementation of plan for diabetic care manager support for primary care clinics

Measure: Implement a diabetes medication titration program that is supported by pharmacy

Metric: Documentation of program implemented

**Improvement Measures:**

Measure: Apply the Care Model to targeted chronic diseases, which are prevalent locally

Metric: Number of targeted chronic diseases

Name the chronic disease included

Data Source: Registry

Rationale/Evidence: an example of a meta-analysis of interventions to improve chronic illness looked at 112 studies, most of which were randomized clinical trials (27 asthma, 21 chronic heart failure, 33 depression, 31 diabetes); interventions that contained one or more chronic Care Model elements improved clinical outcomes (RR .75-.82) and processes of care (RR 1.30-1.61).<sup>38</sup>

Measure: Improve the percentage of patients with self-management goals<sup>39</sup>

---

<sup>38</sup> Tsai AC, Morton SC, Mangione CM, Keeler EB. *Am J Manag Care*. 2005 Aug. 11(8):478-88.

<sup>39</sup> Self-management goals help patients with coping mechanisms and quality of life related to chronic disease. These goals are developed by the patient, with the help of his or her care team. The patient's ownership of these goals puts

**Attachment Q - Delivery System Reform Incentive Payments (DSRIP) Metrics  
Category 1 & 2 – Infrastructure Development, Innovation & Redesign Improvement Projects**

Metric: Patients with self-management goals

Numerator: The number of patients with the specified chronic condition in the registry with at least one recorded self-management goal

Denominator: Total number of patients with the specified chronic condition in the registry

Data Source: Registry

Rationale/Evidence: “Patients with chronic conditions make day-to-day decisions about—self-manage—their illnesses. This reality introduces a new chronic disease paradigm: the patient-professional partnership, involving collaborative care and self-management education. Self-management education complements traditional patient education in supporting patients to live the best possible quality of life with their chronic condition. Whereas traditional patient education offers information and technical skills, self-management education teaches problem-solving skills. A central concept in self-management is self-efficacy—confidence to carry out a behavior necessary to reach a desired goal. Self-efficacy is enhanced when patients succeed in solving patient-identified problems. Evidence from controlled clinical trials suggests that (1) programs teaching self-management skills are more effective than information only patient education in improving clinical outcomes; (2) in some circumstances, self-management education improves outcomes and can reduce costs for arthritis and probably for adult asthma patients; and (3) in initial studies, a self-management education program bringing together patients with a variety of chronic conditions may improve outcomes and reduce costs. Self-management education for chronic illness may soon become an integral part of high-quality primary care.”<sup>40</sup>

Measure: Implement Stroke Medical Home (must include at least one of the following metrics):

Metric: Antiplatelet medication for secondary stroke prevention

Numerator: Number of individuals with history/completed stroke and/or Transient Ischemic Attack (TIA) who are on antiplatelet medication and/or have a documented contraindication

Denominator: Number of individuals with history/completed stroke and/or TIA

Metric: Blood pressure control among individuals with history of/a completed stroke and/or TIA

Numerator: Number of individuals with history of/a completed stroke and/or TIA in past year who have BP < 120/80

Denominator: Number of individuals with history of/a completed stroke and/or TIA in past year

Metric: Exercise

Numerator: Number of individuals with history of stroke/TIA in past year who exercise at least 150 min per week

Denominator: Number of individuals with history of stroke/TIA in past year

Measure: Redesign Rehabilitation Delivery Model (must include at least one of the following metric):

Metric: Reduce acute inpatient rehabilitation (case-mix adjusted) length of stay (LOS)

Numerator: Case mix adjusted length of stay

Denominator: Baseline Case mix adjusted length of stay

Metric: Maintain or Improve (case-mix adjusted) 3-month Functional Independence Measure (FIM) Follow-up scores

---

the patient at the center of his or her care, and increases the likelihood of achieving goals because they will be specific to the patient’s lifestyle and what he/she believes is possible.

<sup>40</sup> Bodenheimer, T., Lorig, K., Holman, H., Grumbach, K., “Patient Self-management of Chronic Disease in Primary Care,” *JAMA* (May 15, 2008).



**Attachment Q - Delivery System Reform Incentive Payments (DSRIP) Metrics  
Category 1 &2 – Infrastructure Development, Innovation & Redesign Improvement Projects**

Numerator: 3-month FIM follow up scores

Denominator: Baseline FIM follow up scores

Measure: Number of patient touches recorded in the registry

Metric: Total number of in-person and virtual (including email and web-based) visits, either absolute or divided by denominator

Numerator: Number of patient touches recorded in the registry

Denominator: Number of targeted patients in the registry (“targeted” as defined by DPH system)

### 3. Redesign Primary Care

Project Goal: Increase efficiency and redesign clinic visits to be oriented around the patient so that primary care access and the patient experience can be improved.

Potential Project Elements:

Implement the patient-centered scheduling model<sup>41</sup> in primary care clinics

Implement patient visit redesign<sup>42</sup>

Achieve improvements in efficiency, access, continuity of care, and patient experience

Related Projects:

Improve Screening Rates (Cat. 3)

Improve Diabetes Care Management and Outcomes (Cat. 3)

Improve Chronic Care Management and Outcomes (Cat. 3)

Expand Medical Homes (Cat. 2)

Expand Chronic Care Management Models (Cat. 2)

Redesign to Improve Patient Experience (Cat. 2)

Improve Patient/Caregiver Experience (Cat. 3)

Other

Key Measures:

#### **Process Measures:**

Measure: Establish baseline data for patient appointment ‘no-show’ rates, days to third-next available appointment, and/or primary care visit cycle times<sup>43</sup>

Measure: Implement the patient-centered scheduling model in primary care clinics

Metric: Completion of all three phases of the redesign project: (1) Record, document, and examine random patient calls so that staff are able to experience the process of trying to make an appointment from the patient’s perspective, (2) Implement open access scheduling in primary care so patients can make same-day or next-day appointments when indicated, and (3) Call patients in advance to confirm their appointments, pre-register patients, update insurance and demographic information, finding out what prescriptions need to be refilled – and if it makes sense, reschedule the appointment if there is a better time for the patient

Numerator: Number of primary care clinics that have fully implemented the model

---

<sup>41</sup> See [http://patientvisitredesign.com/techniques/advanced\\_model.html](http://patientvisitredesign.com/techniques/advanced_model.html) for the full principles of Coleman Associates’ Patient Visit Redesign; and [http://patientvisitredesign.com/coleman\\_associates/pcs\\_program.html](http://patientvisitredesign.com/coleman_associates/pcs_program.html) for detailed information about the Patient-Centered Scheduling model.<sup>41</sup> Please see Appendix A below for a summary description.

<sup>42</sup> Ibid.

<sup>43</sup> Please see following pages for the metric specifications.

**Attachment Q - Delivery System Reform Incentive Payments (DSRIP) Metrics  
Category 1 & 2 – Infrastructure Development, Innovation & Redesign Improvement Projects**

Denominator: Total number of primary care clinics

Data Source: Program materials or other DPH System sources

Rationale/Evidence: Patient Centered Scheduling (PCS) is the proven methodology for improving the ability of patients to see their doctor when they want to—even the same day. PCS is designed to improve patient access, increase continuity of care, decrease the number of patient no-shows and decrease days to third-next-available appointment. Prior to implementation, “secret shopper” calls take place (random patient calls are recorded and documented) and examined so that staff are able to experience the process of trying to make an appointment from the patient’s perspective. Patient visits are also mapped from beginning to end to determine how time in the clinic is spent, and to identify any bottlenecks in the visit process. Once these are conducted, the focus turns to reducing no-show rates and time to third next available appointments. One key tactic to reduce no-show rates and wasted time is to do as much pre-work as possible, such as calling patients in advance to confirm their appointments, pre-registering patients, updating insurance and demographic information, finding out what prescriptions need to be refilled—and if it makes sense, rescheduling the appointment if there’s a better time for the patient. Doing patient registration and appointment confirmation ahead of time not only minimizes wasted time, but also gives staff the time to prepare and plan for any unforeseen changes, such as cancellations or changes to appointments. Public hospital systems piloting the patient centered scheduling model have seen significant reductions in no-show rates and days to third-next-available appointments-- which will be critical progress in order to truly offer patients a patient-centered medical home.

Measure: Implement open access scheduling in primary care clinics

Metric: Open access scheduling

Numerator: Number of primary care clinics that have fully implemented open access scheduling

Denominator: Total number of primary care clinics

Data Source: Scheduling materials or other DPH System sources

Rationale/Evidence: Open access scheduling enables patients to see their doctor when they want to—even the same day, which can improve patient access, increase continuity of care, decrease the number of patient no-shows and decrease days to third-next-available appointment.

Measure: Implement patient visit redesign in primary care clinics

Metric: Completion of all four phases of the redesign project: (1) Establish method to collect and report cycle time at least monthly, (2) Compare cycle time to other potential measures of efficiency; (3) Map patient visits from beginning to end to determine how time in the clinic is spent, and to identify any bottlenecks in the visit process, and (4) Conduct a series of tests on the visit model, debrief thoroughly, and refine the model

Numerator: Number of primary care clinics that have fully implemented the model

Denominator: Total number of primary care clinics

Data Source: Documentation from DPH System

Rationale/Evidence: to increase efficiency and productivity so that more patients can be seen. Since 1998, the Patient Visit Redesign (PVR) model has been the standard in work process design, drastically improving patient visit times in health care organizations throughout the United States. For California’s public hospitals, PVR (done in combination with the Institute for Healthcare Improvement’s Breakthrough Series Collaborative model for rapid improvement) decreased the amount of waiting time patients experience (cycle time) and increase the number of patients providers see per hour (provider productivity). Through this process, public hospital teams developed and tested strategies to redesign the patient visit in their clinics. Four didactic

**Attachment Q - Delivery System Reform Incentive Payments (DSRIP) Metrics  
Category 1 &2 – Infrastructure Development, Innovation & Redesign Improvement Projects**

and interactive learning sessions were conducted, and in between sessions teams tested their models and collected data to track their progress. With support from private foundation grants, 48 public hospital clinic teams improved their patient visit processes through formal a program with the California Health Care Safety Net Institute. From 2005 through 2008, these clinics (which represent 13 public hospital systems) reduced their cycle times by 45% with the average visit being completed in less than an hour, and increased provider productivity. While the initial cycle times and productivity have slipped slightly since the completion of the program, the majority of clinics still continue to maintain the improvements and spread the model throughout their systems.

Measure: Train staff on methods for redesigning clinics to improve efficiency

Metric: Number or proportion of staff trained

Numerator: Number of relevant primary care clinic staff trained

Denominator: Total number of relevant primary care clinic staff

Data Source: HR, training program materials

Measure: Implement practice management system

Metric: Documentation of practice management system, such as vendor contract

Rationale/Evidence: A practice management system is a vital technology tool for establishing the capacity to manage the health care of patient groups or populations, including access to primary care

Measure: Establish mechanism for patient self-enrollment in on-line patient portal for access to their health record and bi-directional communication

Metric: Documentation of system being established

Measure: Develop a marketing system to encourage patient enrollment

Metric: Documentation of marketing strategy

Measure: Develop/implement a system for protocol driven automatic patient reminders (must select at least one metric):

Metric: Document system and processes to implement

Metric: Documentation of automated process

Measure: Develop protocols for breast, colon and prostate screening

Metric: Documentation of system, process to implement screening

**Improvement Measures:**

Measure: Reduce patient appointment no-show rates to 10% or less

Metric: No-show rate (The percentage of patients with appointments booked prior to the actual day of clinic who did not show up for their scheduled visit. This excludes same-day appointments and appointments cancelled by patient according to organizational definition for cancel).

Numerator: Number of patients who missed an appointment in a medical home session

Denominator: Number of patients scheduled for each session

Data Source: Use practice management system to calculate daily for each provider in clinic

Rationale/Evidence: A high no-show rate represents unused or underused capacity, or an inability to satisfy the patient's request for time and/or day of the appointment.

Measure: Reduce third next available appointment times in primary care clinics to fewer than X calendar days

Metric: Third Next-Available Appointment

**Attachment Q - Delivery System Reform Incentive Payments (DSRIP) Metrics  
Category 1 &2 – Infrastructure Development, Innovation & Redesign Improvement Projects**

The length of time in calendar days between the day a patient makes a request for an appointment with a provider/care team, and the third available appointment with that provider/care team. Typically, the rate is an average, measured periodically (weekly or monthly) as an average of the providers in a given clinic. It will be reported for the most recent month.

The ultimate improvement target over time would be 7 calendar days (lower is better), but depending on the DPH system's starting point, that may not be possible within five years.

Data Source: Practice management or scheduling systems

Rationale/Evidence: This measure is an industry standard of patients' access to care. For example, the IHI definition white paper on whole system measures sites this metric.

Measure: Reduce average visit cycle time<sup>44</sup> for primary care clinics to 60 minutes or less – without reducing the time a patients spends with his/her provider

Metric: Visit cycle time

The time from when the patient enters the clinic or clinical area to when they exit in minutes.

Data Source: Practice management or scheduling systems, or another DPH data source

Rationale/Evidence: A lower cycle time indicates a more streamlined process with fewer handoffs and delays.

Measure: Improve productivity of team

Metric: Team Productivity

Number of patient visits completed divided by the time it took to see those patients from start up to wrap up, including charting and relevant chart work.

Data Source: Practice management or scheduling systems, or another DPH data source

Rationale/Evidence: Higher productivity indicates that work surrounding each visit has been engineered to be more efficient and is executed by a team of staff, not just the provider.

Measure: Improve patient satisfaction score (this measure may be moved to Category 3, pending the finalization of Category 3)

Metric: Patient satisfaction score

Improved patient satisfaction score over baseline, as measured by survey of patients accessing primary care

Data Source: Patient satisfaction score

Rationale/Evidence: With increased access to primary care, that is also redesigned around the patient, patient satisfaction may be positively impacted.

Measure: Patient self-enrollment in on-line patient portal for access to their health record and bi-directional communication

Metric: Percent of primary care patients enrolled on-line program

#### **4. Redesign to Improve Patient Experience**

Project Goal: Improve how the patient experiences the care and the patient's satisfaction with the care provided.

Potential Project Elements:

Organizational integration and prioritization of patient experience<sup>45</sup>

---

<sup>44</sup> Cycle time is measured from the time a patient enters to the time a patient exits the clinic. The time being reduced within the cycle is the wait times a patient experiences, while time spent with a provider stays the same or in many cases, increases.

<sup>45</sup> (1) "Patient experience" is being used as the term that is also inclusive of the experience of patients' families; and (2) "employee experience" is being used as the term that is inclusive of staff and providers.

**Attachment Q - Delivery System Reform Incentive Payments (DSRIP) Metrics**  
**Category 1 & 2 – Infrastructure Development, Innovation & Redesign Improvement Projects**

Data and performance measurement  
Implementing improvements

Related Projects:  
All Categories 1-4 Projects/Interventions

Key Measures:

**Process Measures:**

Measure: Appoint an executive accountable for experience performance

Metric: An executive accountable for experience is in place

Data Source: Org Chart

Rationale/Evidence: The organizational culture that creates positive patient experience must be driven from the very top of the organization.<sup>46</sup> Depending upon the organization, one executive could be accountable for both patient and employee experience, or two separate executives could be appointed.

Measure: Write and disseminate a patient/family experience strategic plan

Metric: Strategic plan written and disseminated widely throughout the organization

Submission of strategic plan

Data Source: Internal organizational communications, experience strategic plan

Rationale/Evidence: A strategic plan is seen by experts in the field as an essential foundation for any organizational work toward improving patient experience. Employee experience could be integrated into the patient experience strategic plan, or a separate plan could be created.

Measure: Include experience vision and objectives into organizational strategy

Metric: Top organizational strategies contain explicit references to patient experience

Submission of strategic plan

Data Source: Organizational strategic plan

Rationale/Evidence: Having patient experience referenced in the top document that governs the operations of the organization will, along with other measures here, solidify the organizational commitment to high performance in this area.

Measure: Establish a steering committee comprised of organizational leaders, employees and patients/families to implement and coordinate improvements in patient and/or employee experience

Metric: A steering committee in place and meets at least bi-monthly

Documentation of committee proceedings

Data Source: Meeting minutes, agendas, participant lists, and/or list of steering committee members

Rationale/Evidence: A high-level organizational committee is essential in driving patient experience improvement organization-wide. Employee experience can be driven by the same committee, or a separate committee could be established.

Measure: Integrate patient experience into employee training

Metric: Include patient experience content into new employee orientation and other organizational learning opportunities

Documentation of training materials

---

<sup>46</sup> For example, see materials by Picker Institute, the Institute for Patient and Family Centered Care, as well as national leaders such as Dale Schaller, Bridget Duffy and Anthony DeGioia.

**Attachment Q - Delivery System Reform Incentive Payments (DSRIP) Metrics**  
**Category 1 & 2 – Infrastructure Development, Innovation & Redesign Improvement Projects**

Data Source: Course/training curricula

Rationale/Evidence: Integrating patient experience into all organizational learning is seen as a best practice in the field, as it prompts staff/employees to consider patient experience in all parts of their day-to-day job duties. It is recommended that employee experience also be included in organizational training.

Measure: Integrate patient and/or employee experience into management performance measures

Metric: Include specific patient and/or employee experience objectives into management work plans and measures of performance.

Data Source: Division/unit/department workplans

Rationale/Evidence: Accountability for experience performance must be spread throughout the organization. Just as the executive in charge of the experience agenda is accountable to the CEO, similar accountability structure should be in place at all levels of management and operations.

Measure: Integrate patient and/or employee experience into employee performance measures

Metric: Include specific patient and/or employee experience objectives into employee job descriptions and work plans. Hold employees accountable for meeting them.

Data Source: Job descriptions, staff performance metrics

Rationale: Each employee should have clear performance expectations as related to patient experience.

Measure: Assess the organizational baseline for measuring patient/family and/or employee experience and utilizing results in quality improvement

Metric: Assessment, including answering questions such as: What areas of the organization have regular measures (e.g., inpatient vs. clinics vs. EDs); What methods are used to obtain experience data (e.g., mailed surveys vs. phone); What are the scores/findings for the organization as a whole?; What are the scores/findings by service line, location, and patient demographics?; What are the response rates by service line, location, and patient demographics?; and/or How are data stored, analyzed, fed back to the “sharp end” and used in quality improvement?

Submission of assessment

Data Source: Assessment

Rationale/Evidence: It is important to clearly establish the organizational baseline as the foundation for improvement work.

Measure: Develop new methods of inquiry into patient and/or employee satisfaction, or improve the existing ones, to achieve greater quality and consistency of data

Metric: This will vary from DPH system plan to DPH system plan, based on the gaps identified in the assessment (previous bullet) and the assignment of improvement priorities by organization’s leaders. Examples include: Develop a new patient experience survey tool or revise and improve the current ones; Translate and/or simplify written surveys to make them more user-friendly to LEP and low-literacy populations; Implement phone surveys and/or focus groups as alternative methodologies to written surveys; Conduct care experience flow mapping;<sup>47</sup> implement a survey of employee experience<sup>48</sup>; Roll out a pilot of real-time electronic

---

<sup>47</sup> For example, implement “Patient Shadowing” - a method of viewing all care from the eyes of the patients and families, available here <http://www.innovationctr.org/toolbox.htm>

<sup>48</sup> For example, see NRC Picker Employee Experience Surveys, available here <http://nrcpicker.com/default2.aspx?DN=1671,3,1,Documents>

**Attachment Q - Delivery System Reform Incentive Payments (DSRIP) Metrics  
Category 1 &2 – Infrastructure Development, Innovation & Redesign Improvement Projects**

methodology for capturing patients’ feedback during the process of care;<sup>49</sup> and/or Implement another innovative method for obtaining patient and/or employee experience information  
Documentation of inquiry materials

Data Source: Depends upon methodology selected

Rationale/Evidence: Written mail-in surveys are most commonly used in obtaining patient experience information, yet this methodology often yields small numbers of responses given the socioeconomic circumstances of the typical public hospital patient populations. Therefore, it is important to test other methodologies that may be more applicable and convenient for typical public hospital patient populations.

Measure: Develop a plan to roll out a regular inquiry into patient experience in a new area of the organization, which currently does not collect patient experience information, for example, primary care clinics

Metric: Patient experience expansion plan

Submission of plan

Data Source: Plan

Rationale/Evidence: Patient experience information is currently not obtained from all parts of the organization, and it should be. For example, a DPH system that does not currently collect patient experience data in its outpatient settings may want to start implementing this by adopting a validated survey and administering it at regular intervals.

Measure: Administer regular inquiry into patient experience in the new organizational area

Metric: Inquiry at regular intervals using methodologies such as: Written surveys, Phone interviews; Focus groups; Care experience flow mapping;<sup>50</sup> Real-time electronic methodology for capturing patients’ feedback during the process of care;<sup>51</sup> and/or Another innovative method for obtaining patient experience information

Documentation of inquiry

Data Source: TBD by DPH system, depending on the methodology selected for patient experience inquiry

Rationale/Evidence: Patient experience information should be obtained from all parts of the organization.

Measure: Orchestrate improvement work on identified experience targets, (targets could include, for example, better understanding of HCAHPS results or results of other measures; improved caregiver communication; better discharge planning; improved cleanliness, noise levels and/or dining experience; better ambulatory experience; improved employee experience, etc.)

Metric: Workgroups are formed under the steering committee to work on experience targets.

Detailed implementation plans are created for each workgroup

Data Source: Implementation plans

Rationale/Evidence: An organizational structure is needed to perform the improvement work around patient and/or employee experience.

Measure: Develop and implement organizational strategies to improve patient, family and/or employee experience

---

<sup>49</sup> For example, TruthPoint, available here <http://www.truth-point.com/truthpoint>

<sup>50</sup> For example, implement “Patient Shadowing” - a method of viewing all care from the eyes of the patients and families, available here <http://www.innovationctr.org/toolbox.htm>

<sup>51</sup> For example, TruthPoint, available here <http://www.truth-point.com/truthpoint>

**Attachment Q - Delivery System Reform Incentive Payments (DSRIP) Metrics  
Category 1 & 2 – Infrastructure Development, Innovation & Redesign Improvement Projects**

Metric: Implement and sustain at least one organizational strategy per year aimed at improving patient, family and/or employee experience. Examples include involving patients/families as partners in organizational quality improvement, development, and/or governance;<sup>52</sup> enhancing nurse-nurse and nurse-patient/family communication;<sup>53</sup> rolling out a campaign of “always events” – those aspects of the patient and family experience that should always occur when patients interact with healthcare professionals and the delivery system;<sup>54</sup> establishing a patient care navigation program (see separate entry in further text), and/or regularly presenting “Patient/Family Testimonials” at key organizational management meetings in order to connect leaders with the real-life experiences of the patients and their families; and/or adopting management practices that result in improved employee experience<sup>55</sup>

Number of experience improvement initiatives conducted

Data Source: Documentation of strategy(ies) implemented

Rationale/Evidence: Developing and implementing strategies to reach organization’s experience targets is at the core of improvement work in this area.

Measure: Perform a mid-course evaluation of the results of improvement projects / Make necessary adjustments and continue with implementation

Metric: Evaluation performed, following the suggested structure of the baseline assessment, above

Submission of evaluation

Data Source: Evaluation write-up

Rationale/Evidence: It is an integral part of performance improvement to periodically review success of the efforts.

Measure: Develop, implement, and/or enhance a patient experience survey tool

Metric: Patient experience survey tool

Submission of tool

Data Source: Survey tool

Measure: Develop a training program on patient experience

Metric: Training program materials

Submission of program materials

Measure: Train number or percent of providers/clinicians/staff

Metric: Number or percent of staff trained

Numerator: Number of staff trained

Denominator: Total number of relevant staff

Data Source: HR documents or training program records

**Improvement Measures:**

Measure: Improve patient satisfaction/experience scores (this measure may be moved to Category 3, pending the finalization of Category 3)

Metric: Improve patient satisfaction scores

---

<sup>52</sup> For example, include patients/families into organizational efficiency projects such as LEAN, or develop an advisory council of patients and families

<sup>53</sup> For example, “Nurse Knowledge Exchange”, available here <http://www.innovations.ahrq.gov/content.aspx?id=1803>

<sup>54</sup> More information available here <http://alwaysevents.pickerinstitute.org/>

<sup>55</sup> For example, Evidence Based Leadership by Studer Group, available here <http://www.studergroup.com/dotCMS/knowledgeAssetDetail?inode=411208>



**Attachment Q - Delivery System Reform Incentive Payments (DSRIP) Metrics  
Category 1 &2 – Infrastructure Development, Innovation & Redesign Improvement Projects**

Percent improvement of patient satisfaction scores over baseline

Data Source: Patient satisfaction/experience survey and/or CMS Medicare Hospital Quality Initiative Hospital Consumer Assessment of Healthcare Providers and Systems (HCAHPS) scores

Rationale/Evidence: Improvement in experience scores will be the ultimate measure of success of improvement efforts.

Measure: Improve employee experience scores

Metric: Improve scores on a consistently administered measure of employee experience

Measure: Develop regular organizational display(s) of patient and/or employee experience data (e.g., via a dashboard on the internal Web) and provide updates to employees on the efforts the organization is undertaking to improve the experience of its patients and their families

Metric: Demonstrated at least one organization-wide display (can be physical or virtual) about the organization's performance in the area of patient/family experience per year; and at least one example of internal CEO communication on the experience improvement work.

Data Source: Display and internal communication

Rationale/Evidence: Keeping the workforce informed on the progress of improvement efforts is key to developing an organization-wide ownership of the efforts.

Measure: Make patient and/or employee experience data available externally (e.g., via a dashboard on the external website) and provide updates to the general public on the efforts the organization is undertaking to improve the experience of its patients and their families

Metric: Demonstrate at least one external communication per year aimed at the general public's understanding of the organization's results and improvement efforts in the area of patient and/or employee experience.

Data Source: External communication

Rationale/Evidence: As a community asset, the organization is ultimately accountable to the community for its results, which includes the experience of patients and/or employees.

**5. Redesign for Cost Containment**

Project Goal: Develop the capability to test methodologies for measuring cost containment that may be applied to other projects or efforts so that the ability to measure the efficacy of these initiatives is in place.

Potential Project Elements:

Implement cost-accounting systems to measure intervention impacts

Establish a method to measure cost containment

Establish a baseline for cost

Measure cost containment

Related Projects:

Potentially all Categories 3-4 Projects/Interventions

Other

Key Measures:

**Process Measures:**

Measure: Review current cost allocation and accounting system capabilities and select a system/methodology that will allow for cost measurement

**Attachment Q - Delivery System Reform Incentive Payments (DSRIP) Metrics**  
**Category 1 &2 – Infrastructure Development, Innovation & Redesign Improvement Projects**

Measure: Implement cost-accounting systems to measure intervention impacts

Metric: Cost-accounting system

Documentation of adoption, installation, upgrade and/or interface of technology, and/or implementation of system using existing technology

Data Source: Cost-accounting system

Rationale/Evidence: Interventions require the investment of numerous resources at many levels of the delivery system. A cost-accounting system provides the system with the necessary tool to gauge the financial return on investment of their intervention(s).

Measure: Develop/identify a cost-accounting methodology to quantify the financial impact of quality and efficiency improvement interventions

Metric: Cost-accounting methodology/metric

Documentation of the methodology and metric (e.g., average cost per case for each hospital bed day for chosen specific clinical conditions; average annual cost of hospitalization for chosen specific primary diagnoses clinical conditions; average cost per case for each bed day for patients hospitalized for chosen specific primary diagnoses clinical conditions)

Data Source: Cost-accounting system or another administrative, financial or clinical data set

Rationale/Evidence: An accurate cost-accounting methodology/metric is a necessary tool for the hospital delivery system to gauge the impact of quality and efficiency improvement interventions on the cost per unit of service for the delivery component the system is trying to improve.

Measure: Establish a baseline for cost

Metric: Establish a baseline for cost

Submission of baseline data

Data Source: Cost-accounting system or another administrative, financial or clinical data set

Rationale/Evidence: An accurate baseline for cost per unit of service must be established in order for the hospital delivery system to effectively measure its progress towards lowering costs.

Train Finance staff on costing methodologies and define, develop, and document methodologies with departments for allocation of costs to specific services

**Improvement Measures:**

Measure: Measure cost containment

Metric: TBD by DPH system

Numerator: TBD by DPH system

Denominator: TBD by DPH system

Data Source: TBD by DPH system

Rationale/Evidence: Despite extensive research through the California Health Care Safety Net Institute, there is no existing methodology for measuring cost containment in the care delivery system where causal, direct impacts can be established, likely due to the multitude of factors and variables. This will be an innovative place to test and perhaps identify one.

**6. Integrate Physical and Behavioral Health Care<sup>56</sup>**

Project Goal: Integrate the inter-related components of physical and behavioral health care so that care can be better coordinated and the patient can be treated as a whole person, potentially leading to better outcomes and experience of care.

---

<sup>56</sup> Please see Appendix A for a summary description.

**Attachment Q - Delivery System Reform Incentive Payments (DSRIP) Metrics**  
**Category 1 &2 – Infrastructure Development, Innovation & Redesign Improvement Projects**

Potential Project Elements:

Implement physical-behavioral health integration pilots  
Train primary care providers in behavioral health care  
Better identify patients needing behavioral health care  
Improve coordination and referral patterns between primary care and behavioral health  
Link patients with serious mental illnesses to a medical home or another care management program

Related Projects:

Reduce Readmissions (Cat. 3)  
Improve Quality (Cat. 3)  
Reduce Disparities (Cat. 3)  
Improve Screening Rates (Cat. 3)  
Improve Diabetes Care Management and Outcomes (Cat. 3)  
Improve Chronic Care Management and Outcomes (Cat. 3)  
Expand Medical Homes (Cat. 2)  
Expand Chronic Care Management Models (Cat. 2)  
Redesign Primary Care (Cat. 2)  
Redesign to Improve Patient Experience (Cat. 2)  
Improve Patient/Caregiver Experience (Cat. 3)  
Other

Key Measures:

**Process Measures:**

Measure: Educate and/or train primary care clinicians in behavioral health care  
Metric: Training in behavioral health care (may include training to screen paneled patients for depression at appropriate interval and to initiate indicated treatment)  
Submission of curriculum or other educational materials

Data Source: Training program materials

Rationale/Evidence: Mental health and substance abuse issues are extremely common in safety net populations, and either account for or influence a very high percentage of primary care visits (Bureau of Primary Health Care, 2004). The vast majority of patients with behavioral health problems are managed by primary care providers without behavioral health specialty care, either because the patient doesn't meet entry criteria into the mental health system (generally limited to the severely and persistently mentally ill) or because the patient refuses behavioral health specialty care (often because of the stigma attached to such care) (Cunningham, 2009). Many primary care providers feel poorly equipped to handle significant behavioral health issues by themselves. Behavioral health patients have significant chronic physical health conditions (Institute of Medicine, 2005) which often go untreated, and these patients suffer increased morbidity, poorer quality of life, and significantly earlier mortality than patients without behavioral health diagnoses (Olson, Sing, and Schlesinger, 1999).

Measure: Assess demand and capacity for locating behavioral health services in primary care clinics

Metric: Demand assessment  
Submission of assessment findings

Data Source: Assessment

**Attachment Q - Delivery System Reform Incentive Payments (DSRIP) Metrics**  
**Category 1 & 2 – Infrastructure Development, Innovation & Redesign Improvement Projects**

Rationale/Evidence: The same psychosocial factors which complicate the health care of safety net populations affect both behavioral health and physical health patients (poverty, poor health literacy, limited English proficiency, homelessness, poor sense of self efficacy, chaotic lives, at-risk minority status, etc.)

Measure: Implement physical-behavioral health integration pilots, such as implementing the IMPACT Model<sup>57</sup> and/or Four Quadrant Model<sup>58</sup>

Metric: Implement the model (may include a model listed below or an alternative model as designated by the DPH system):

IMPACT Model: Compliance with implementing the five essential components: (1)

Collaborative care is the cornerstone of the IMPACT model and functions in two main ways; (2)

Depression Care Manager; (3) Designated Psychiatrist; (4) Outcome measurement; and (5)

Stepped care

Four Quadrant Model: The Four Quadrant model is based on the 1998 consensus document on mental health and substance abuse/addiction integration service. The severity for each disorder is divided into Four Quadrants: 1) Low mental health-low substance abuse, served in primary care; 2) High mental health-low substance abuse, served in the mental health system by staff who have substance abuse competency; 3) Low mental health-high substance abuse, served in the substance abuse system by staff who have mental health competency; and 4) High mental health-high substance abuse, served by fully integrated mental health and substance abuse program.

Data Source: Documentation of workplans, processes, roles/responsibilities, program descriptions, and/or other materials from the pilot

Rationale/Evidence: Recent studies show that integration of behavioral health (mental health and substance abuse) and physical health services should be the standard for advanced health care systems. This finding is part of a larger trend to better integrate the various parts of a health care system in the interest of more cost-effective and comprehensive patient care. The more integrated these various components are at the programmatic and clinical levels, the more likely that patients with complex conditions and socioeconomic challenges will have their medical and psychosocial needs met in a comprehensive fashion, rather than falling through the cracks between various “silos,” with resultant adverse health outcomes and increased cost. There is sufficient evidence that there are significant numbers of patients who could benefit from better recognition and treatment of mental health issues within primary care. Health care systems which have successfully implemented programs to integrate behavioral health and primary care services have tended to demonstrate improved care and significant cost savings (Health

---

<sup>57</sup> Excerpted from the IMPACT website at the University of Washington at <http://impact-uw.org/about/key.html>. Also, please reference the document titled, *Evidence-Based Models Implemented by DPH Systems to Enhance Quality, Promote Coordinated Care, Build Medical Homes and Ensure Access*, which was provided to CMS by the California Health Care Safety Net Institute on November 29, 2010.

<sup>58</sup> The Four Quadrant model is a model for the proposed integration of clinical mental health and behavioral health services. The emphasis is on the prevalence of concurrent disorders (e.g., depression and alcoholism). The Four Quadrant model is based on the 1998 consensus document on mental health and substance abuse/addiction integration service. The severity for each disorder is divided into Four Quadrants: (1) Low mental health – low substance abuse, served in primary care; (2) High mental health – low substance abuse, served in the mental health system by staff who have substance abuse competency; (3) Low mental health – high substance abuse, served in the substance abuse system by staff who have mental health competency; and (4) High mental health – high substance abuse, served by a fully integrated mental health and substance abuse program. The Four Quadrant model is not intended to be prescriptive about what happens in each quadrant, but to serve as a conceptual framework for collaborative planning in each local system.

**Attachment Q - Delivery System Reform Incentive Payments (DSRIP) Metrics**  
**Category 1 &2 – Infrastructure Development, Innovation & Redesign Improvement Projects**

Management Associates, 2007), in addition to increased provider satisfaction and improved patient satisfaction. A number of high profile organizations, including the Institute of Medicine, the Robert Wood Johnson Foundation, and the Health Resources and Services Administration (HRSA), have either recommended integration of physical and behavioral health services or funded projects dedicated to doing so (Health Management Associates, 2007).

Measure: Co-locate behavioral health and primary care (must select at least one metric):

Metric: Number of primary care clinics with co-located behavioral health services, *or vice versa*

Metric: Transfer behavioral health professionals into primary care clinics

Metric: Transition number or percent of stable and compliant seriously mentally ill psychiatric patients from specialty mental health care to a clinic based care model

Data Source: Documentation of rotation schedules and/or patient panels, workplans, processes, roles/responsibilities, program descriptions, and/or other materials from the co-location

Rationale/Evidence: Recent studies show that integration of behavioral health (mental health and substance abuse) and physical health services should be the standard for advanced health care systems. This finding is part of a larger trend to better integrate the various parts of a health care system in the interest of more cost-effective and comprehensive patient care. The more integrated these various components are at the programmatic and clinical levels, the more likely that patients with complex conditions and socioeconomic challenges will have their medical and psychosocial needs met in a comprehensive fashion, rather than falling through the cracks between various “silos,” with resultant adverse health outcomes and increased cost. There is sufficient evidence that there are significant numbers of patients who could benefit from better recognition and treatment of mental health issues within primary care.

Measure: Development of a tracking mechanism of referrals from primary care providers to on-site mental health professionals to be used at the pilot of physical-behavioral health sites

Metric: A process or mechanism for tracking referrals from primary care providers to on-site mental health professionals, ready for implementation. Process or mechanism must identify the current number of referrals for use as baseline data.

Data Source: Documentation of process for creating and adjusting tracking mechanism, including supporting materials such as development of criteria for referral and descriptions of processes, workplans, roles and responsibilities, and timeline and frequency of tracking.

Rationale/Evidence: The vast majority of patients with behavioral health problems are managed by primary care providers without behavioral health specialty care, either because the patient doesn't meet entry criteria into the mental health system (generally limited to the severely and persistently mentally ill) or because the patient refuses behavioral health specialty care (often because of the stigma attached to such care) (Cunningham, 2009). Many primary care providers feel poorly equipped to handle significant behavioral health issues by themselves. The more integrated the various components are at the programmatic and clinical levels, the more likely that patients with complex conditions and socioeconomic challenges will have their medical and psychosocial needs met in a comprehensive fashion, rather than falling through the cracks between various “silos,” with resultant adverse health outcomes and increased cost.

Measure: Develop patient visit tracking model to establish staffing productivity, patient no show rates, and/or financial cost and reimbursement dimensions of the new service component.

Measure: Track the number of referrals from primary care providers to on-site mental health professionals to be used at the pilot of physical-behavioral health sites

Metric: Number of referrals from primary care providers to on-site mental health professionals

**Attachment Q - Delivery System Reform Incentive Payments (DSRIP) Metrics**  
**Category 1 &2 – Infrastructure Development, Innovation & Redesign Improvement Projects**

Once a baseline has been established, number or percent of referrals from primary care providers to on-site mental health professionals over baseline

Data Source: Tracking mechanism, into which data will be input and/or evidence of accurate measurement of the number of referrals

Rationale/Evidence: The vast majority of patients with behavioral health problems are managed by primary care providers without behavioral health specialty care, either because the patient doesn't meet entry criteria into the mental health system (generally limited to the severely and persistently mentally ill) or because the patient refuses behavioral health specialty care (often because of the stigma attached to such care) (Cunningham, 2009). Many primary care providers feel poorly equipped to handle significant behavioral health issues by themselves. The more integrated the various components are at the programmatic and clinical levels, the more likely that patients with complex conditions and socioeconomic challenges will have their medical and psychosocial needs met in a comprehensive fashion, rather than falling through the cracks between various "silos," with resultant adverse health outcomes and increased cost.

Measure: Establish/implement/distribute consensus-care referral guidelines

Metric: Submission of developed referral guidelines/policies

Rationale/Evidence: In an effort to standardize referrals and the parameters for referrals between physical and behavioral health care providers, the patient can receive a better continuity of care with increased access to holistic health care, and reduce inappropriate referrals.

Measure: Use joint consultations and treatment planning, and coordinate resources to improve patient education, support, and compliance with the medication regimen

Metric: Joint consultations

Number of joint consultations over baseline

Rationale/Evidence: Patients with both behavioral and physical conditions generate significantly higher medical costs than patients with only one set of conditions, and treatment of the behavioral health conditions lowers those costs, particularly if diagnosed early (Olfson, Sing, and Schlesinger, 1999).

Measure: Implement a psychiatric evaluation program

Metric: Implementation of a psychiatric evaluation program

Data Source: Documentation of workplans, processes, roles/responsibilities, program descriptions, and/or other materials related to creation of this program.

Measure: Implement a case management program

Metric: Implementation of a case management program.

Data Source: Documentation of workplans, processes, roles/responsibilities, program descriptions, and/or other materials related to creation of this program.

Rationale/Evidence: Case management has the potential to be an important resource for incorporating preventive and primary care treatment goals. Mental health case managers can play a key role in assisting patients in developing self-management goals, managing chronic conditions, and promoting wellness by supporting tobacco cessation, nutrition, and exercise.<sup>59</sup>

Case management is also one of the criteria for the medical home that is beneficial to both physical and mental health (2008), as defined by the National Committee for Quality Assurance (NCQA).

---

<sup>59</sup> Collins, et al. *Evolving Models of Behavioral Health Integration in Primary Care*. Milbank Memorial Fund, New York. ISBN 978-1-887748-73-5.

**Attachment Q - Delivery System Reform Incentive Payments (DSRIP) Metrics**  
**Category 1 & 2 – Infrastructure Development, Innovation & Redesign Improvement Projects**

Measure: Convene a clinical content team for development of a structured algorithm to determine selection of pharmacologic therapy for depression.

Metric: Select members of the County clinic content team.

Measure: Implement a structured care algorithm for selection of pharmacologic therapy for depression

Metric: Implementation of care algorithm for selection of pharmacologic therapy for depression.

Data Source: Documentation of workplans, processes, roles/responsibilities, program descriptions, and/or other materials related to creation of this program.

Rationale/Evidence: Depression is common in primary care patients, with an incidence from 10 to 15 percent among patients who present to a physician's office for any reason. Many patients benefit from pharmacologic treatment and, because there is little variation in antidepressant effectiveness, medication choices should be made based on patient characteristics, safety, and anticipated side effects.<sup>60</sup>

Measure: Implement telepsychiatric consultation

Metric: Number of clinics with telepsychiatric consultations

**Improvement Measures:**

Measure: Integrate depression screening of targeted patients within the primary care setting

Metric: PHQ-9 Depression Score<sup>61</sup> and/or a another depression screening tool for targeted patients (as defined by DPH system) diagnosed with depression seen in an integrated physical/mental health setting

Numerator: Number of targeted patients seen in the physical and behavioral health integration pilot primary care clinics that are screened for depression

Denominator: Total number of targeted patients seen in the physical and behavioral health integration pilot primary care clinics

Data Source: Registry, charts, other practice management system, EHR, or other documentation as designated by DPH system

Rationale/Evidence: Optimal management of chronic diseases such as diabetes is often hampered by unrecognized or inadequately treated depression. In addition, improved recognition of depression through systematic screening within the diabetic population will promote better outcomes. The PHQ-9 is recommended as an effective measurement tool; however, there are other effective tools. A critical tool to measure the impact of integrating physical and behavioral health care being adopted in public hospital systems is the PHQ-9 Depression Screening Tool. Research indicates that 10-15% of all primary care patients have depression, which is one of the top five most common conditions found in primary care settings. According to an evaluation of 20 studies over the past 10 years, the prevalence rate of diabetics with major depression is three to four times greater than in the general population, according to the American Diabetic Association.

Measure: Achieve number or percent of annual history and physicals (H&P) for severely and persistent mentally ill population without regular primary care

---

<sup>60</sup> Adams, et al. University of Tennessee College of Medicine, Chattanooga, Tennessee. *Am Fam Physician*. 2008 Mar 15;77(6):785-792.

<sup>61</sup> The PHQ-9 is the nine-item depression scale of the Patient Health Questionnaire (PHQ), which is a depression screening tool used widely by primary care clinicians to diagnose mental health disorders. This tool is found to be an efficient way to screen individuals and large groups of patients to improve detection of undiagnosed depression. Also see Appendix A for further information.

**Attachment Q - Delivery System Reform Incentive Payments (DSRIP) Metrics  
Category 1 &2 – Infrastructure Development, Innovation & Redesign Improvement Projects**

Metric:

Numerator: Number of targeted patients seen in pilot clinic with completed history and physical

Denominator: Total number of targeted patients seen in the pilot clinic

Measure: Increase the number or percent of patients with a behavioral health care need (e.g., primary diagnosis of depression) as identified by the primary care provider, who have access to behavioral health care (e.g., visits with social workers, case managers or psychiatrists), as needed

Metric: Primary care-initiated scheduled visits with behavioral health professionals

Number of patients with a behavioral health care need (e.g., primary diagnosis of depression) as identified by the primary care provider who have access to visits with behavioral health professionals over baseline

Data Source: Documentation counting the number of patients with a Diagnostic and Statistical Manual (DSM) mental health diagnosis or substance abuse issue, including supporting evidence of proper diagnosis and consultation to provide access to behavioral services

Rationale/Evidence: Failure to detect and treat behavioral health needs leads to unnecessary suffering and disability, and increases the use of health care services. For example, the U.S. Preventative Service Task Force finds that screening for depression in the primary care setting improves detection rates, which in turn helps physicians provide the proper treatment to their patients.

Measure: Provide timely initial behavioral health visit wait times

Metric: Initial behavioral health visit wait time among enrolled patients who meet the medical necessity criteria, the median wait time for an initial behavioral health visit will be less than X days (as defined by DPH system in working with behavioral health counterparts)

Data Source: Practice management or scheduling systems, or other documentation decided by DPH system and behavioral health counterparts

Rationale/Evidence: Long visit wait times could potentially force patients suffering from mental illness to go without help. This could result in unnecessary emergency room visits or even jail.

Measure: Assign patients discharged from the inpatient psychiatric unit to a medical home

Metric: Patients discharged from the inpatient psychiatric unit who have an assigned medical home.

Numerator: Number of patients discharged from the inpatient psychiatric unit who have an assigned medical home

Denominator: Total number of total patients discharged from the inpatient psychiatric unit

Data Source: TBD by DPH system

Rationale/Evidence: Access to primary care is important because newer medications used to treat mental illnesses put patients at increased risks for diabetes and other metabolic problems. By increasing access to behavioral, social and medical services, there is potential to reduce the risk of repeated hospitalizations.

Measure: Increase the number of telepsychiatric consultations

Metric: Number of telepsychiatric consultations

Measure: Provide primary care patients behavioral health service (must select at least one metric):

Metric: Number or percent of primary care patients receiving behavioral health service(s)

Metric: Number or percent of patients referred from primary care system to behavioral health integrated clinic will have received brief treatment through integrated behavioral health service



**Attachment Q - Delivery System Reform Incentive Payments (DSRIP) Metrics  
Category 1 &2 – Infrastructure Development, Innovation & Redesign Improvement Projects**

Measure: Health and behavioral health status data will be collected and tracked on behavioral health patients treated within primary care setting.

Metric: Percent of behavioral health patients treated within primary care setting.

Measure: Primary care patients who receive behavioral health services will report improved satisfaction with overall healthcare received; increased involvement in care; and/or improved emotional well being

Measure: Reduction in overall time in the ED for psychiatric patients

Metric: Reduction in overall time in the ED for psychiatric patients

Numerator: Total time spent in ED.

Denominator: ED visits

Data Source: ED electronic record.

Measure: Decreased utilization of the ED services by enrolled program participants

Metric: Decreased utilization of the ED services by enrolled program participants.

Numerator: ED visits.

Denominator: Program participants

Source: Decision support system.

Measure: Decreased recidivism as measured by decreased re-hospitalization for program participants

Metric: Decreased recidivism as measured by decreased re-hospitalization for program participants

Numerator: Inpatient admissions.

Denominator: Program participants

Source: Decision support system.

**7. Increase Specialty Care Access/Redesign Referral Process**

Project Goal: Increase access to specialty care through increased efficiencies, capacity and systems so that patients in need of specialist care can receive that care in a timely manner.

Potential Project Elements:

Implement transparent, standardized referrals across the system

Improve access to specialty care

Related Projects:

Reduce Readmissions (Cat. 3)

Improve Quality (Cat. 3)

Redesign to Improve Patient Experience (Cat. 2)

Improve Patient/Caregiver Experience (Cat. 3)

Redesign for Cost Containment (Cat. 2)

Other

Key Measures:

**Process Measures:**

Measure: Develop and implement standardized referral and work-up guidelines

Metric: Referral and work-up guidelines

Documentation of referral and work-up guidelines

Data Source: eReferral or other referral and work-up policies and procedures documents

**Attachment Q - Delivery System Reform Incentive Payments (DSRIP) Metrics**  
**Category 1 & 2 – Infrastructure Development, Innovation & Redesign Improvement Projects**

Rationale/Evidence: More standardized and extensive pre-visit workups and referral guidelines will help to ensure that (1) patients must meet a common criteria to require a specialty care visit (versus receiving treatment in the primary care setting), (2) patients are triaged by urgency/need to increase specialty care access to those who need it most, and (3) the work required prior to the visit is performed before the visit is scheduled, eliminating the occurrence of multiple, initial specialist visits

Measure: Complete a planning process/submit a plan to implement electronic referral technology (choose at least one metric):

Metric: Development of a staffing plan for e-referral

Data Source: E-Referral plan, describes the number and types of staff and their respective roles needed to implement the system.

Metric: Development of an implementation plan for e-referral

Data Source: E-Referral plan, which describes the technical mechanisms needed to operate e-referral system.

Measure: Develop the technical capabilities to facilitate electronic referral

Metric: Demonstrate technical mechanisms to be used to operate e-referral system are in place

Data Source: TBD by DPH system

Rationale/Evidence: In order to implement e-referral technology, other technical capabilities may need to be put in place first.

Measure: Implement referrals technology and processes that enable improved and more streamlined provider communications

Documentation of referrals technology

Data Source: eReferral or other referral system

Rationale/Evidence: According to a recent University of California at San Francisco (UCSF) report<sup>62</sup>, access to specialists is a common barrier for primary care clinicians trying to deliver high-quality, coordinated care, especially when their patients are poor or uninsured. To offer the standard of care required by the patient-centered medical home model, clinicians must be able to tap into a "medical neighborhood" of specialists and hospitals to obtain timely consultations, diagnostic services, and needed treatments. The way many healthcare networks still communicate is through telephone, paper and fax, which creates process inefficiencies, inaccurate data and slow information updates.

Measure: Increase referral coordination resources for primary care and medical specialty clinics by developing and implementing bi-directional communication functionality in the system

Metric: Number of primary care and medical specialty clinics that manage referrals utilizing the bi-directional communication function of the referral management system.

Numerator: Number of referrals into medical specialty clinics over a defined period of time that are managed utilizing the bi-directional communication function of the referral management system.

Denominator: Total number of referrals into medical specialty clinics over a defined period of time.

Data Source: Patient or electronic medical record that shows the bi-directional communication between primary and medical specialty clinics.

---

<sup>62</sup> See *A Safety-Net System Gains Efficiencies Through 'eReferrals' To Specialists* report. Alice Hm Chen, Margot B. Kushel, Kevin Grumbach, and Hal F. Yee, Jr. <http://content.healthaffairs.org/cgi/content/extract/29/5/969>

**Attachment Q - Delivery System Reform Incentive Payments (DSRIP) Metrics**  
**Category 1 &2 – Infrastructure Development, Innovation & Redesign Improvement Projects**

Rationale/Evidence: Enhanced communication about a patient's condition between primary care and medical specialty providers creates the opportunity for better coordinated care and also for the patient to be treated in the most appropriate clinical setting.

Measure: Implement the re-design of medical specialty clinics in order to increase operational efficiency, shorten patient cycle time and increase provider productivity.

Metric: Number of medical specialty clinics that have completed clinic redesign.

Numerator: Average cycle time of appointments in medical specialty clinics that have undergone re-design.

Denominator: Overall average cycle time of appointments in all medical specialty clinics.

Data Source: Specialty clinic appointment tracking system.

Rationale/Evidence: Re-designing medical specialty clinics in order to shorten appointment cycle time and maximize provider productivity allows the most efficient utilization of specialty provider resources.

Measure: Conduct specialty care gap assessment

Metric: Gap assessment

Submission of completed assessment

Data Source: Assessment

Rationale/Evidence: In order to identify gaps in high-demand specialty areas to best build up supply of specialists to meet demand for services and improve specialty care access

Measure: Train or education personnel and/or referring providers on referral guidelines

Metric: Number of personnel/referring providers trained/educated

Measure: Analyze occurrence of unnecessary specialty clinic follow-up appointments

Metric: Number of unnecessary specialty clinic follow-up appointments

Data Source: Chart review with protocol for determining unnecessary follow up visits

**Improvement Measures:**

Measure: Implement specialty care access programs (e.g., e-referral technologies)

Metric: Number of primary care and medical specialty clinics with specialty care access programs

Numerator: Number of primary care and medical specialty clinics with specialty care access programs

Denominator: Total number of primary and medical specialty clinics

Data Source: Written workflows of referral management processes, documentation of specialty care access program, documentation of utilization of specialty care access program in patient's paper or electronic medical record.

Rationale/Evidence: An intentional and well-designed specialty care access program can increase the opportunity for patients to receive timely care in the most appropriate setting.

Measure: Increase the number of referrals for the most impacted specialties that are reviewed and assigned into appropriate categories (i.e., urgent appointment, routine appointment, or e-consult)

Metric: Proportion of referrals appropriately categorized

Numerator: Number of referrals appropriately categorized

Denominator: Total number of referrals

Data Source: Referral management system, patient's paper or electronic medical record.

Rationale/Evidence: Reviewing and assigning referrals into categories by urgency as mutually agreed upon by primary and medical specialty providers enhances the likelihood that medical

**Attachment Q - Delivery System Reform Incentive Payments (DSRIP) Metrics  
Category 1 & 2 – Infrastructure Development, Innovation & Redesign Improvement Projects**

specialists are consistently seeing patients that most need their care in the shortest amount of time possible.

Measure: Reduce the rate of inappropriate or rejected referrals / or Increase the rate of appropriate or accepted referrals

Metric: Rate of Rejected/Accepted Primary Care Provider-Initiated Referrals to Specialty Care.

This rate will be calculated on a quarterly basis and reported for most recent quarter.

Numerator: Number of referrals from primary care providers to specialists that were rejected/accepted by specialists

Denominator: Total number of referrals made by primary care providers to specialists

Data Source: eReferral or other referrals system

Rationale/Evidence: Currently, specialty providers have very little ability to provide feedback to primary care providers prior to an appointment being scheduled. Therefore immediately after implementation of e-referral, we expect a significant number of referrals will be “rejected.” As primary care providers become more familiar with the guidelines and receive more pre-visit guidance from the specialist, this rejection rate will start to decrease.

Measure: Reduce the average number of specialty follow-up visits

Metric: Utilization of medical specialty appointments for routine follow- up care.

Numerator: Number of appointments in medical specialties for routine follow-up care for a targeted group of patients.

Denominator: Total number of appointments for a targeted group of patients.

Data Source: Appointment scheduling software. Paper or electronic medical record indicating purpose of visit in medical specialties clinic.

Rationale/Evidence: Patients should receive care in the most appropriate setting. Monitoring the utilization patterns of patients to reduce the number of routine follow up appointments provided in an inappropriate setting and re-directing patients helps to achieve more appropriate utilization of medical specialty appointments.

Measure: Measure wait times for specialty care appointments

Metric: The percent of referrals seen/evaluated by a specialist (either electronically or in-person) within a defined period of time since referral initiation

Numerator: The number of patients evaluated by a medical specialist within a defined time period.

Denominator: The total number of patients evaluated by a medical specialist within a defined time period.

Data Source: Appointment scheduling software.

Rationale/Evidence: Tracking wait times for patients into medical specialties allows for targeted interventions in medical specialty clinics. One of the key features of an electronic referral system is to allow specialists to both prioritize referrals and work with primary care referring providers to avoid unnecessary referrals by providing timely feedback. Rather than waiting months for an in-person visit, patients can be effectively managed in through timely advice and feedback from specialists to primary care providers.

Measure: Measure the number of specialty care referrals that result without a specialty clinic visit

Metric: TBD by DPH System

Measure: Patients receive a follow-up contact by their primary care provider within 90 days following a request by the specialist

Metric: Days to follow-up contact

**Attachment Q - Delivery System Reform Incentive Payments (DSRIP) Metrics  
Category 1 &2 – Infrastructure Development, Innovation & Redesign Improvement Projects**

Numerator: The number of patients that receive a follow-up contact by their primary care provider within 90 days following a request by the specialist.

Denominator: The total number of patients for whom a specialist has requested a 90-day follow-up appointment with their primary care provider.

Data Source: Paper or electronic medical record and appointment scheduling software.

Rationale/Evidence: Patients who are seen in primary care within 90 days as follow up to an appointment with a medical specialist are more likely to receive care in the appropriate setting.

Measure: Measure proportion of specialty referrals initiated and processed through the system

Metric: E-referrals volume

Numerator: Number of specialty referrals initiated and processed through e-referral technology/system

Denominator: Total number of specialty referrals

Data Source: Documentation of referral in e-referral technology system and referrals received through alternate methods (Faxes/phone calls)

Rationale/Evidence: Moving a traditional paper based referral management system to an electronic referral management system is a tremendous system transition. Measuring the proportion of e-Referrals to traditional paper based referrals allows the system to monitor progress towards the goal of managing all referrals into medical specialties electronically.

Measure: Achieve compliance/meet or exceed standards for specialty care

Metric: The number of patients that are seen in medical specialties within the number of days established to meet the standards for specialty care.

Numerator: The number of patients that are given an appointment in medical specialties within the number of days established as the standard.

Denominator: The total number of patients given an appointment in medical specialties.

Data Source: Appointment scheduling software.

Rationale/Evidence: Timely access to medical specialties for patients that cannot be adequately care for exclusively in the primary care setting is a critical component of a well functioning delivery system.

Measure: Reduce cycle times for report dictation

Metric: Report dictation cycle time

TBD by DPH System

### **8. Establish/Expand a Patient Care Navigation Program**

Project Goal: Help and support patients especially in need of coordinated care navigate through the continuum of health care services so that patients can receive coordinated, timely services when needed with smooth transitions between health care settings.

#### **Potential Project Elements:**

Establish/expand health care navigation services

Provide navigation services to targeted patients who are at high risk of disconnect from institutionalized health care (for example Limited English Proficient patients, recent immigrants, the uninsured, those with low health literacy, frequent visitors to the ED, and others)

Connect patients to medical homes, increase access to primary and specialty care, and increase access to chronic care management

#### **Related Projects:**

Redesign to Improve Patient Experience (Cat. 2)

**Attachment Q - Delivery System Reform Incentive Payments (DSRIP) Metrics**  
**Category 1 & 2 – Infrastructure Development, Innovation & Redesign Improvement Projects**

Improve Patient/Caregiver Experience (Cat. 3)  
Increase Primary Care Capacity (Cat. 1)  
Expand Medical Homes (Cat 2)  
Redesign Primary Care (Cat. 2)  
Expand Chronic Care Management Models (Cat.2)  
Enhance Culturally Competent Care (Cat.1)  
Implement/Expand Care Transitions Programs (Cat.2)  
Increase Specialty Care Access (Cat.2)  
Other

Key Measures:

**Process Measures:**

Measure: Establish/expand a health care navigation program to provide support to patient populations who are at most risk of receiving disconnected and fragmented care<sup>63</sup>

Metric: Number of patients enrolled in the patient navigation program; frequency and intensity of contact with care navigators.

Documentation of patient navigation program

Data Source: Patient navigation program materials and database, EMR

Rationale/Evidence: Patient care navigation has been established as a best practice to improve the care of populations at high risk of being disconnected from health care institutions.<sup>64</sup>

Measure: Provide care management/navigation services to targeted patients (e.g., high utilizers of the ED and/or inpatient services)

Metric: Increase in the number or percent of targeted patients enrolled in the program

Numerator: Number of targeted patients enrolled in the program

Denominator: Total number of targeted patients identified

Data Source: Enrollment reports

Measure: Increase patient engagement, such as through patient education, self-management support, improved patient-provider communication techniques, and/or coordination with community resources

Metric: Number of classes and/or initiations offered, or number or percent of patients enrolled in the program participating

Data Source: May vary, such as class participant lists

Rationale/Evidence: Increased patient engagement in such activities can empower patients with the knowledge, information, and confidence to better self-manage their conditions, helping the patients to stay healthy

Measure: Provide navigation services to patients using the ED for episodic care

Potential Metrics: (may choose one or more)

Number/percent of patients without a primary care provider who received education about a primary care provider in the ED

---

<sup>63</sup> Could be facility-oriented, illness/condition-oriented, and/or focused on patient populations who are at most risk of disconnected care (e.g., “Limited English Proficiency Patient Family Advocate” available here <http://www.innovations.ahrq.gov/content.aspx?id=2726>, urgent care, ED)

<sup>64</sup> As an example, see “Limited English Proficiency Patient Family Advocate,” available at AHRQ’s Innovations Exchange, <http://www.innovations.ahrq.gov/content.aspx?id=2726>

**Attachment Q - Delivery System Reform Incentive Payments (DSRIP) Metrics  
Category 1 & 2 – Infrastructure Development, Innovation & Redesign Improvement Projects**

Number/percent of patients without a primary care provider who were referred to a primary care provider in the ED

Number/percent of patients without a primary care provider who are given a scheduled primary care provider appointment

Number/percent of patients with a primary care provider who are given a scheduled primary care provider appointment

**Improvement Measures:**

Measure: Number of patients without a medical home who use the ED, urgent care, and/or hospital services scheduled from these sites for primary care appointments

Metric: DPH administrative data on patient encounters and scheduling records from patient navigator program

Measure: Measure ED visits and/or avoidable hospitalizations for patients enrolled in the navigator program

Metric: ED visits and/or avoidable hospitalizations

Numerator: Number of patients enrolled in the navigator program who have had an ED visit or an inpatient admission (timeframe TBD by DPH system)

Denominator: Total number of patients enrolled in the navigator program

Data Source: EMR, navigation program database, ED records, inpatient records

Rationale/Evidence: Avoidable hospitalizations and excessive use of ED are seen as key measures of patients' disconnect from the health care systems.<sup>65</sup> As this is an innovative program, it is a good opportunity to measure whether the program can have a direct impact on reducing ED visits/avoidable hospitalizations.

Measure: Improve patient experience (this measure may be moved to Category 3, pending the finalization of Category 3)

Metric: Patient experience/satisfaction survey score

Percent improvement in patient satisfaction scores among patients participating in the navigation program

Data Source: Patient satisfaction survey

Rationale/Evidence: Navigation services are proven in numerous studies to result in improved patients' experience with care.<sup>66</sup>

**9. Apply Process Improvement Methodology to Improve Quality/Efficiency (Rapid Cycle, Management Engineering, Lean Technology)**

Project Goal: Implement continuous performance improvement in order to improve efficiencies, improve quality, improve experience, reduce inefficiencies, and eliminate waste and redundancies.

Potential Project Elements:

Implement a process improvement methodology

Measure continuous improvement

---

<sup>65</sup> For example, see the care transitions work of Eric Coleman, MD, at <http://www.caretransitions.org>

<sup>66</sup> For example, see the study by Jeanne M. Ferrante, et al., <http://www.ncbi.nlm.nih.gov/pmc/articles/PMC2430139/>

**Attachment Q - Delivery System Reform Incentive Payments (DSRIP) Metrics**  
**Category 1 & 2 – Infrastructure Development, Innovation & Redesign Improvement Projects**

Related Projects:

Reduce Readmissions (Cat. 3)  
Improve Quality (Cat. 3)  
Reduce Harm from Medical Errors (Cat. 3)  
Improve Patient Flow in the ED (Cat. 2)  
Redesign for Cost Containment (Cat. 2)  
Other

Key Measures:

**Process Measures:**

Measure: Implement a program to improve efficiencies

Metric: Performance improvement events

Number of performance improvement events

Data Source: TBD by DPH System

Rationale/Evidence: Improving efficiencies will not only help to reduce waste and redundancies, but also will help providers/staff focus on value-added work and improve quality and experience of care for patients. Increasing efficiencies can help create more patient access and provider/staff capacity.

Measure: Implement a Lean/Kaizen rapid improvement project

Metric: Kaizen cycle

Documentation that all of the steps included in the cycle of Kaizen were performed: (1) Standardized an operation, (2) Measured the standardized operation (cycle time and amount of in-process inventory), (3) Gauged measurements against requirements, (4) Innovated to meet requirements and increase productivity, (5) Standardized the new, improved operations, (6) Continued the cycle

Data Source: Documentation of Kaizen rapid improvement project such as Idea sheets, attendance sheets, daily reports of progress made, final report out. Or documentation of materials produced by the Kaizen event such as new standard workflows.

Rationale/Evidence: Developed by Toyota in the 1950s to strengthen automobile manufacturing infrastructure and maximize resources, Lean is an example of a management engineering approach now being adopted successfully by health care organizations to address a range of quality and operational issues. The Lean method, specifically, provides a range of techniques to create a more efficient and effective workplace by having smooth work flows and eliminating waste in time, effort, or resources. According to the California HealthCare Foundation report *Operations Improvement Methods: Choosing a Path for Hospitals and Clinics* by David Belson, PhD, “Lean helps providers work toward a state of continuous improvement, whereby the product flows at the pull of the customer in pursuit of perfection.”<sup>67</sup> Also, Denver Health System has had much success implementing Lean process improvement methodologies.<sup>68</sup>

Measure: Train providers/staff in process improvement

Metric: Number/proportion of relevant providers/staff trained or number of trainings held

Numerator: Number of relevant providers/staff trained

---

<sup>67</sup> See: <http://www.chcf.org/publications/2007/12/improving-efficiency-management-engineering-comes-to-the-safety-net#ixzz11umwfMFJ>

<sup>68</sup> Meyer, Harris, “Life in the ‘Lean’ Lane: Performance Improvement at Denver Health,” *Health Affairs* (November 2010), vol. 29 no. 11, 2054-2060.



**Attachment Q - Delivery System Reform Incentive Payments (DSRIP) Metrics**  
**Category 1 &2 – Infrastructure Development, Innovation & Redesign Improvement Projects**

Denominator: Total number of relevant providers/staff

Number of trainings held

Number of providers/staff trained

Data Source: Curriculum or other training schedules/materials

Rationale/Evidence: The training and inclusion of providers and frontline staff will encourage a culture of continuous performance improvement and help to make sure that improvements made are impactful and lasting.

Measure: Complete a value stream map, which is a detailed, real-time sequence of steps in a given process to identify value-added and non-value-added steps for the patient and staff

Metric: Value stream mapping

Submission of completed value stream map

Data Source: Value stream map

Rationale/Evidence: Value stream mapping is a helpful method that can be used in Lean environments to identify opportunities for improvement in lead time. Value stream mapping can be used in any process that needs an improvement.

Measure: Target specific workflows, processes and/or clinical areas (e.g., the OR) to improve

Metric: TBD by DPH system

Numerator: TBD by DPH system

Denominator: TBD by DPH system

Data Source: TBD by DPH system

Rationale/Evidence: TBD by DPH system

Measure: Identify/target metric to measure impact of process improvement methodology and establish baseline

Metric: TBD by DPH system

Numerator: TBD by DPH system

Denominator: TBD by DPH system

Data Source: TBD by DPH system

Rationale/Evidence: TBD by DPH system

Measure: Compare and analyze data, and identify at least one area for improvement

Metric: Analysis and identification of target area

Submission of analysis findings/summary and identification of target area

Data Source: Analysis

Rationale/Evidence: It is important to continue to identify areas needing improvement.

Measure: Develop early-warning systems within the EHR to act upon identified problems

Metric: Documentation of respective early-warning systems through dashboard reports

Measure: Develop a quality dashboard

**Improvement Measures:**

Measure: Progress toward target/goal

Metric: Number or percent of all clinical cases meet target/goal

Numerator: Number of relevant clinical cases at target

Denominator: Total number of relevant clinical cases

Data Source: TBD by DPH system

Rationale/Evidence: It is estimated that 30% of health care spending - \$600-700 billion – is unnecessary and wasteful. Reducing waste and ensuring that all patients receive appropriate

**Attachment Q - Delivery System Reform Incentive Payments (DSRIP) Metrics  
Category 1 & 2 – Infrastructure Development, Innovation & Redesign Improvement Projects**

care, especially preventive services, can result in dramatic improvements in health care efficiency and effectiveness.<sup>69</sup> Finding a way to measure this impact could be very beneficial.  
Measure: Measure efficiency and/or cost

Metric: TBD by DPH system

Numerator: TBD by DPH system

Denominator: TBD by DPH system

Data Source: TBD by DPH system

Rationale/Evidence: While process improvement methodologies have demonstrated value in reducing/eliminating waste and non-value added activities, these are difficult to measure, quantify and use to make a business case demonstrating a return-on-investment. Because this is an innovative methodology, the DPH system will report on whether the process improvement methodology was able to show improvement on a selected measure for learning purposes within and beyond the safety net.

Measure: Report findings and learnings

Metric: Final report/report summary

Submission of report

Data Source: All data sources used for the process improvement events

Rationale/Evidence: While process improvement methodologies have demonstrated value in reducing/eliminating waste and non-value added activities, these are difficult to measure, quantify and use to make a business case demonstrating a return-on-investment. Because this is an innovative methodology, the DPH system will report on whether the process improvement methodology was able to show improvement on a selected measure for learning purposes within and beyond the safety net.

Measure: Number of process improvement champions

Metric: Champions

Number of trained and designated process improvement champions

Data Source: HR, or training curriculum or other program materials

Rationale/Evidence: Part of process improvement is implementing a culture change oriented toward continuous performance improvement.

Measure: Number of trainings conducted by designated trainee/process improvement champions

Metric: Trained by the trainee/champion trainings

Number of trainings conducted by designated process improvement trainees/champions

Number of providers/staff trained by designated process improvement trainees/champions

Data Source: Training program curriculum, educational materials, attendance lists, or other materials

Rationale/Evidence: Part of process improvement is implementing a culture change oriented toward continuous performance improvement.

**10. Improve Patient Flow in the Emergency Department/Rapid Medical Evaluation**

Project Goal: Reduce wait times in the ED so that patients in need of care are triaged in a timely manner, patients receive care in a timely manner, and fewer patients leave the ED without being seen.

Potential Project Elements:

Analyze ED throughput

---

<sup>69</sup> National Priorities Partnership, <http://www.nationalprioritiespartnership.org/PriorityDetails.aspx?id=598>.

**Attachment Q - Delivery System Reform Incentive Payments (DSRIP) Metrics**  
**Category 1 & 2 – Infrastructure Development, Innovation & Redesign Improvement Projects**

Increase ED throughput

Related Projects:

Improve Quality (Cat. 3)

Other

Key Measures:

**Process Measures:**

Measure: Develop processes and systems to accurately capture ED throughput cycle times<sup>70</sup>

Metric: ED Door to Doc Times

Actual time from first presentation to the ED department

Data Source: The actual times of presentation off the initial triage form and patient seen time off the physicians' emergency treatment record.

Rationale/Evidence: California Emergency Physicians Medical Group (CEP) confronted rising patient volumes and limited space by reengineering the patient treatment process, developing the Rapid Medical Evaluation (RME) program. Created in 2002, RME is a proven methodology for reducing wait times by improving patient flow, improving care, and increasing patient satisfaction in the ED, the main tenant being bringing patients to providers as quickly as possible upon arrival to the ED. Under RME, all patients can be seen in a timely manner, usually within 30 minutes of arrival. The treatment process is fluid, adjusting to ensure treatment is provided as quickly as possible. The process begins immediately, including an initial assessment, ordering of labs and X-rays, and in some cases, rapid discharge without utilizing an ED bed. Patients presenting to the ED are escorted immediately to an intake area staffed with a physician, a technician, and a unit clerk. A quick focused interview by the provider results in rapid assignment of patients into two groups depending on acuity and severity of their condition, based on a quick look rather than a full triage. The sicker group goes to the main emergency department for treatment. The less sick group may either be discharged (to home or to a medical home) or sent for lab or radiology studies. The benefits reported are quicker door-to-provider times, fewer patients leaving without being seen and increased revenue because of improved efficiencies.

Measure: Establish interdisciplinary workgroup to validate and improve data capture, and set targets for ED cycle time improvement

Metric: ED cycle time

Manual or electronic extraction of data from the triage form, emergency treatment record and ED IT systems for discharge time. This may be presented for periodic review.

Data Source: PI Data Tracking Tools

Rationale/Evidence: Presentation of data and review ensures data integrity and presentation to our committees allows the facility as a whole to be more aware of patient wait times, reasons for increase/decrease times are discussed.

Measure: Undertake an initiative to dissect and measure the components of the overall cycle time

Metric: Analysis of patient flow

Submission of patient flow diagram

Data Source: Patient flow diagram

---

<sup>70</sup> ED cycle time is triage to ED bed, ED bed to decision-to-admit, decision to orders, orders to ready bed, and ready bed to arrival on floor.

**Attachment Q - Delivery System Reform Incentive Payments (DSRIP) Metrics  
Category 1 & 2 – Infrastructure Development, Innovation & Redesign Improvement Projects**

Rationale/Evidence: Analyzing ED throughput first begins with overview of the process that the facility currently uses. After looking at the flow, it is important to then look at the type of triage criteria the ED uses.<sup>71</sup>

Measure: Develop a robust timestamp process

Metric: Door-to-discharge

Submission of Door to triage (patient presentation to nurse triage), Door to Provider (patient presentation to ER to Doctor medical screening), and Door to Discharge (patient presentation to ER to discharge home)<sup>72</sup> timestamps

Metric: Door-to-admission, which includes three components: 1. Door to admissions decision time, 2. Door to time admissions orders are written, 3. Door to time to admission bed on the nursing unit

Door value is always taken from the initial Triage time upon presentation from that time one can calculate the time periods.

Data Source: Actual times of presentation off the initial triage form and patient seen time off the physician's emergency treatment record for admission decision and our tracking board for time of placement in admission floor bed.

**Improvement Measures:**

Measure: Reduce ER wait time / Reduce overall ED cycle time for admitted patients

Metric: Door-to-admission

Door value is always taken from the initial Triage time upon presentation from that time one can calculate the time periods.

Data Source: Actual times of presentation off the initial triage form and patient seen time off the physicians' emergency treatment record for admission decision and our tracking board for time of placement in admission floor bed.

Rationale/Evidence: Overall cycle time is easy to measure but hard to interpret results. This is due to several factors of the patients stay. If one patient comes in for a simple medication refill then our cycle time will be very low but if the next patient comes in for a medication refill for his anticoagulate medication then a lab is ordered to obtain the current efficiency of the medication and adjust the dosage accordingly. These patients would come in for the same reason but overall cycle times will vary greatly.

Measure: Decrease in the number of patients who leave the ER without being seen

Metric: Left Without Being Seen (LWBS)

Numerator: Number of patients who present to the ER but are not seen by the Provider

Denominator: Total number of patients who presented to the ER for that Midnight to Midnight cycle

Data Source: Discharge diagnosis of LWBS in comparison to total number of registered patients per the EMTALA log

---

<sup>71</sup> Such as ESI Triage criteria, which is a simple but very effective five-tier triage system of categorizing patients acuity.

<sup>72</sup> This number will vary depending on the addition of orders to complete the medical decision, such as simple blood work, x-rays, ultrasound and CT scan. Many patients would get these tests as outpatient but due to current access to primary care issues we try to complete them when they present. The hard part of evaluating "door to discharge" times is establishing the work-up involved in order for the physician to make a safe and accurate medical decision. Tracking all patients that present to the emergency department in this category will make this data much less useful due to the various treatments required for each patient.

**Attachment Q - Delivery System Reform Incentive Payments (DSRIP) Metrics**  
**Category 1 & 2 – Infrastructure Development, Innovation & Redesign Improvement Projects**

Rationale/Evidence: Upon tracking the flow of patients and improving the door to doctor times, the LWBS numbers should drop.

Measure: Improve patient satisfaction (this measure may be moved to Category 3, pending the finalization of Category 3)

Metric: Patient Satisfaction Survey

Numerator: Respondents Score

Denominator: Respondents

Data Source: Press Ganey or other Patient Satisfaction Scoring System.

Rationale/Evidence: DPH systems find that as a direct result of their emergency departments being overcrowded and over capacity, patient experience may not be as good as it could be. As process improvements are made so that patients have increased access to ED care, it may be helpful to measure the impact that has on patient experience.

### 11. Use Palliative Care Programs

Project Goal: Patients receive dignified and culturally appropriate end-of-life care, which is provided for patients with terminal illnesses in a manner that prioritizes pain control, social and spiritual care, and patient/family preferences.

Potential Project Elements:

Develop a hospital-specific business case for palliative care and conduct planning activities necessary as a precursor to implementing a palliative care program<sup>73</sup>

Implement a Palliative Care Program to address our patients with end of life decisions and care needs

Transition palliative care patients from acute hospital care into home care, hospice or a skilled nursing facility

Implement a patient/family experience survey regarding the quality of care, pain and symptom management, and degree of patient/family centeredness in care and improve scores over time

Measure how many patients who died in the hospital received a palliative care consult

Related Projects:

Reduce Readmissions (Cat. 3)

Improve Quality (Cat. 3)

Reduce Disparities (Cat. 3)

Redesign to Improve Patient Experience (Cat. 2)

Improve Patient/Caregiver Experience (Cat. 3)

Redesign for Cost Containment (Cat. 2)

Other

Key Measures:

**Process Measures:**

Measure: Develop a hospital-specific business case for palliative care and conduct planning activities necessary as a precursor to implementing a palliative care program

Metric: Business case

---

<sup>73</sup> Palliative care addresses issues of quality of life, symptom management, and psychosocial support. Submit a plan to expand an existing palliative care program.

**Attachment Q - Delivery System Reform Incentive Payments (DSRIP) Metrics**  
**Category 1 & 2 – Infrastructure Development, Innovation & Redesign Improvement Projects**

Submission of business case

Data Source: Business case write-up; documentation of planning activities

Rationale/Evidence: Studies have established that palliative care reduces the cost of care.<sup>74</sup> It is widely accepted in the field that planning activities are necessary to establish successful palliative care programs.<sup>75</sup>

Measure: Implement/expand a palliative care program

Documentation: Palliative care program exists; palliative care team hired and operational

Data Source: Palliative care program

Rationale/Evidence: There is widespread evidence that palliative care can improve the quality of care while reducing cost.<sup>76</sup>

Measure: Number of palliative care consults

Metric: Palliative care consults meet targets established by the program

Numerator: Number of palliative care consults

Denominator: Target number of palliative care consults

Data Source: EMR, palliative care database

**Improvement Measures:**

Measure: Palliative care patients transitioned from acute hospital care into home care, hospice or a skilled nursing facility (SNF)

Metric: Transitions accomplished

Numerator: Number of palliative care discharges to home care, hospice, or SNF

Denominator: Total number of total palliative care discharges

Data Source: EMR, data warehouse, palliative care database

Rationale/Evidence: The goal of palliative care is to minimize transfers to ICUs, stays in the hospital, and discharge home with no services; while maximizing patient transitions to home care, hospice and SNF when asked for by the patient because those services often make the most sense given the patient's conditions.

Measure: Among patients who died in the hospital, increase the proportion of those who received a palliative care consult

Metric: Percent of total in-hospital deaths who had a palliative care consult

Numerator: Number of patients who died in the hospital and received at least one palliative care consult

Denominator: Number of patients who died in the hospital

Data Source: EMR, data warehouse palliative care database

Rationale/Evidence: Ideally, most patients who died in the hospital would have received a palliative care consultation so that the patient and the family have the choice of how the patient spends his/her end of life.

Measure: Implement a patient/family experience survey regarding the quality of care, pain and symptom management, and degree of patient/family centeredness in care and improve scores over time

Metric: Survey developed and implemented; scores increased over time

---

<sup>74</sup> For example, see a study by Sean Morrison, et al., <http://www.med-ic.org/pdf/PC1.pdf>

<sup>75</sup> For example, see the website for CDPC (Center to Advance Palliative Care,) <http://www.capc.org/building-a-hospital-based-palliative-care-program/designing>

<sup>76</sup> See <http://www.capc.org>

**Attachment Q - Delivery System Reform Incentive Payments (DSRIP) Metrics  
Category 1 &2 – Infrastructure Development, Innovation & Redesign Improvement Projects**

Result of survey scores

Data Source: Patient/family experience survey

Rationale/Evidence: Palliative care has been proven to result in increased patient and family satisfaction.<sup>77</sup>

**12. Conduct Medication Management**

Project Goal: Manage medications so that patients receive the right medications at the right time across the DPH system in order to reduce medication errors and adverse effects from medication use.

Potential Project Elements:

Put in place the teams, technology and processes

Develop criteria and identify targeted patient populations

Implement a medication management program

Manage medications prior to, at and after discharge/ED visits

Related Projects:

Reduce Readmissions (Cat. 3)

Improve Quality (Cat. 3)

Reduce Harm from Medical Errors (Cat. 3)

Redesign to Improve Patient Experience (Cat. 2)

Improve Patient/Caregiver Experience (Cat. 3)

Redesign for Cost Containment (Cat. 2)

Other

Key Measures:

**Process Measures:**

Measure: Implement/expand a medication management program and/or system

Metric: Program elements

Documentation of program, including people, processes and technologies

Data Source: Written medication management plan including workflow for providers.

Rationale/Evidence: A delivery system with a written medication management plan that is consistently followed by all providers can reduce medication errors and increase patient compliance with their medication regimens.

Measure: Develop criteria and identify targeted patient populations

Metric: Written medication management plan(s)

Numerator: Number of patients in targeted patient population that consistently receive medication management counseling.

Denominator: Number of patients in targeted patient population

Data Source: Paper or electronic medical record citing medication management counseling provided; medication reconciliation documented in paper or electronic medical record

Rationale/Evidence: Patients in targeted population who consistently receive medication management counseling and medication reconciliation are more likely to consistently adhere to their medication regime and maintain better control of their medical condition.

---

<sup>77</sup> See a Kaiser study linking palliative care and patient satisfaction, at <http://www.kaisersantarosa.org/palliativecarestudy>

**Attachment Q - Delivery System Reform Incentive Payments (DSRIP) Metrics  
Category 1 & 2 – Infrastructure Development, Innovation & Redesign Improvement Projects**

Measure: Implement a program to improve continuity of medication management from acute care to the ambulatory setting

Metric: Written plan to provide medication reconciliation as part of the transition from acute care to ambulatory care

Numerator: Number of patients who receive medication reconciliation as part of the transition from acute to ambulatory care

Denominator: Number of patients discharged from acute to ambulatory care in a defined time period

Data Source: Paper or electronic medical records

Rationale/Evidence: Patients who receive medication reconciliation as part of the transition from acute to ambulatory care are more likely to have and adhere to an appropriate medication regime.

Measure: Redesign triage of medication-related ED visits

Metric: TBD by DPH system

Numerator: TBD by DPH system

Denominator: TBD by DPH system

Data Source: TBD by DPH system

Rationale/Evidence: TBD by DPH system

Measure: Implement a medication refill process

Metric: A written medication refill process including workflow for all providers involved in the medication refills (may be designated for a given medication (e.g., Plavix) or conditions/diagnosis (e.g., transient ischemic attack).

Numerator: The number of patients empaneled to the clinic (who are on medication X or have condition A) who adhere to the medication refill process

Denominator: The total number of patients empaneled to the clinic (who are on medication X or have condition A).

Data Source: Clinic records of patient calls and/or patient's paper or electronic medical record.

Alternatively, it may be easier to track patients who do not adhere to the new refill process by having the chart flagged when the patient calls/does not follow protocol. The hospital can use pharmacy data to get the total number of patients from the clinic who refilled a given medication that month.

Rationale/Evidence: A delivery system with a standard medication refill process that is consistently adhered to will be more likely to provide the right medications at the right time for their patients.

Measure: Develop the health information technology claims-based algorithms to identify patients in need of preventive services

Measure: Develop evidence-based decision rules that will be the clinical content underpinning each point of care decision support message

Measure: Conduct incremental pilot tests of the point of care decision support system in real time during patient encounters, including structured feedback from primary care providers and patients

Measure: Roll out the point of care decision support system

Measure: Evaluation of medication adherence using pharmacy claims-based medication possession rates in practices with at least 1 year exposure to the decision support +/- the pharmacist intervention and in the usual care control settings

Measure: Submit a plan to implement bedside barcode scanning

Metric: Submission of plan



**Attachment Q - Delivery System Reform Incentive Payments (DSRIP) Metrics  
Category 1 & 2 – Infrastructure Development, Innovation & Redesign Improvement Projects**

Measure: Implement bedside barcode scanning

Metric: Number of nursing units with bedside barcode scanning

Measure: Implement smart infusion pumps

Metric: Percent of infusions (e.g., Patient Controlled Analgesia (PCA) Infusions, epidural and syringe pumps) using smart infusion pumps

Measure: Implement safeguards in EHR to ensure compliance with Black Box Warnings.

Metric: Safeguards in place for Black Box warnings

**Improvement Measures:**

Measure: Manage medications for targeted patients

Metric: Number of patients that consistently receive medication management

Numerator: Number of patients that consistently receive medication management counseling at the point of care

Denominator: Number of patients in targeted panel size/patient population (targeted as defined by DPH system)

Data Source: Paper or electronic medical record

Rationale/Evidence: Targeted patients who consistently receive medication management are more likely to adhere to their medication regime and receive the right medication at the right time.

Measure: Implement electronic prescription writing at the point of care

Metric: Number of new and refill prescriptions written and generated electronically

Numerator: Number of new and refill prescriptions written and generated electronically

Denominator: Number of new and refill prescriptions written in a specific time period

Data Source: Paper or electronic medical record

Rationale/Evidence: If consistently and completely used, electronic prescribing has the potential to reduce medication errors and increase patient compliance with their medication regime.

Measure: Implement electronic medication reconciliation at the point of care

Metric: Number of patients that receive electronic medication reconciliation at the point of care

Numerator: Number of patients in panel size/population size that receive electronic medication reconciliation at the point of care

Denominator: Number of patients in panel size/population size

Data Source: Paper or electronic medical record

Rationale/Evidence: Implementing electronic medication reconciliation can help ensure that providers consistently deliver accurate medication reconciliation at the point of care.

Measure: Provide reconciliation of medications at discharge

Metric: Increase number or percent of identified patients that have medications reconciled as a standard part of the discharge process.

Numerator: Number of targeted patients with medications reconciled (targeted TBD by DPH system) when discharged from a hospitalization.

Denominator: Total number of targeted patients hospitalized during a specific time period.

Data Source: Discharge paperwork from paper or electronic medical record.

Rationale/Evidence: Consistently providing medication reconciliation at the time of discharge from a hospitalization enhances the likelihood of patients adhering to an appropriate medication regime and allows for the reduction of medication errors that may result from the lack of medication reconciliation when a patient transitions from one care setting to another.

Measure: Increase number or percent of patients that are covered by clinical pharmacists

**Attachment Q - Delivery System Reform Incentive Payments (DSRIP) Metrics  
Category 1 & 2 – Infrastructure Development, Innovation & Redesign Improvement Projects**

Metric: X% of patients will be covered by clinical pharmacists

Numerator: Number of targeted patients covered by clinical pharmacists (targeted TBD by DPH system)

Denominator: Total number of targeted patients

Data Source: Paper or Electronic Medical Record indicating patient is assigned to a clinical pharmacist. Appointment records for clinical pharmacy.

Measure: Measure progress toward therapeutic goal for patients treated

Metric: TBD by DPH Progress over a defined period of time from baseline measures (e.g., blood pressure or LDL-cholesterol) to target measure as set by patient and clinical provider.

Numerator: Number of patients that have made significant progress (as defined by their provider) from their baseline measures to target measure over a defined period of time.

Denominator: Number of patients in panel/targeted sample size.

Rationale/Evidence: Patients and providers that set mutually agreed upon goals over a defined period of time are more likely to monitor the patient's progress in a consistent manner and intervene appropriately when a patient is not making progress towards their goals.

Measure: Measure medication-related visits to the ED

Metric: TBD by DPH System

Measure: Measure the number of patient visits for which a medication is prescribed have medication reconciliation and prescription generation performed electronically

Numerator: Number of patient visits for which a medication is prescribed have medication reconciliation and prescription generation performed electronically

Denominator: Total number of eligible patient visits (eligible as defined by the DPH system)

Measure: Increase number or percent of identified patients that have follow-up

Numerator: Number of identified patients that have follow-up on medication use (identified as defined by DPH system)

Denominator: Total number of identified patients

Measure: Increase medication adherence for targeted patients/with a targeted disease

Numerator: Amount of drug taken by patient.

Denominator: Amount of drug the patient should have taken.

Measure: Increase the number or percent of intravenous infusions that are administered via smart pump

### 13. Implement/Expand Care Transitions Programs

Project Goal: Create smooth transitions of care from inpatient to outpatient settings so that patients being discharged understand the care regimen, have follow-up care scheduled, and are at reduced risk for avoidable readmissions.

Potential Project Elements:

Develop standardized clinical protocols and care delivery model

Integrate information systems so that continuity of care for patients is enabled

Develop a system to identify patients being discharged potentially at risk of needing acute care services within 30-60 days

Related Projects:

Reduce Readmissions (Cat. 3)

Redesign to Improve Patient Experience (Cat. 2)

California Bridge to Health Reform

Demonstration Approval Period: November 1, 2010 through October 31, 2015 unless otherwise specified

Amended August 29, 2013

Page 330 of 419

**Attachment Q - Delivery System Reform Incentive Payments (DSRIP) Metrics  
Category 1 &2 – Infrastructure Development, Innovation & Redesign Improvement Projects**

Improve Patient/Caregiver Experience (Cat. 3)  
Redesign for Cost Containment (Cat. 2)  
Other

Key Measures:

**Process Measures:**

Measure: Develop protocols for effectively communicating with patients and families during and post-discharge to improve adherence to discharge and follow-up care instructions

Metric: Care transitions protocols

Submission of protocols

Data Source: Care transitions program materials

Measure: Implement standard care transition processes

Metric: Care transitions protocols

Submission of protocols

Data Source: Care transitions program materials

Measure: Establish a process for hospital-based case managers to follow up with identified patients hospitalized related to the top chronic conditions to provide standardized discharge instructions and patient education, which address activity, diet, medications, follow-up care, weight, and worsening symptoms; and, where appropriate, additional patient education and/or coaching as identified during discharge

Metric: Care transitions protocols

Submission of protocols

Data Source: Care transitions program materials

Measure: Conduct an assessment and establish linkages with community-based organizations to create a support network for targeted patients post-discharge

Metric: Care transitions assessment

Submission of assessment

Data Source: Care transitions assessment

Rationale/Evidence: It is important to try to coordinate care with facilities outside the DPH system so that patients going in and out of the DPH system can receive optimal care, wherever possible.

Measure: Create a patient stratification system designed to identify patients requiring care management, and to accommodate a quicker allocation of resources to those patients with high-risk health care needs

Metric: Patient stratification system

Report

Measure: Train/designate more ED case managers

Metric: Number of trained and/or designated ED case managers over baseline

Data Source: HR, job descriptions, training curriculum

Measure: Develop a staffing and implementation plan to accomplish the goals/objectives of the care transitions program

Metric: Documentation of the staffing plan, which describes the number and types of staff needed and the specific roles of each participant

Data Source: Staffing and implementation plan.

Measure: Improve discharge summary timeliness.

Metric: Discharge summary completion within X hours of discharge.

**Attachment Q - Delivery System Reform Incentive Payments (DSRIP) Metrics  
Category 1 & 2 – Infrastructure Development, Innovation & Redesign Improvement Projects**

Numerator: Discharge summary complete within X hours of discharge.

Denominator: Patients discharged from specified medical services.

Data Source: Automated report from Health Information Services.

Measure: Implement a case management related registry functionality

Metric: Documentation of registry implementation

**Improvement Measures:**

Measure: X% of patients in defined population receives standardized care according to the approved clinical protocols and care delivery model in X% of medical encounters

Metric: TBD by DPH system based on measure described above

Measure: Begin monthly data collection and reporting for chosen metrics. If testing an intervention on a pilot unit, collect and report on monthly data for all discharges from pilot unit

Metric: TBD by DPH system

Numerator: TBD by DPH system

Denominator: TBD by DPH system

Data Source: TBD by DPH system

Rationale/Evidence: TBD by DPH system

Measure: Demonstrate the integration of information systems by stratifying patient demographic data by process, clinical and/or quality data

Metric: Report of stratified data

Measure: Identify the top chronic conditions (e.g., heart attack, heart failure and pneumonia) and other patient characteristics (e.g., medical home assignment and demographics such as age) or socioeconomic factors (e.g., homelessness) that are common causes of avoidable readmissions

Metric: Top Chronic Conditions Report

Submission of report/analysis

Measure: Identify X% of high users with ambulatory sensitive conditions<sup>78</sup>

Numerator: Number of high users with ambulatory sensitive conditions identified for care transitions program

Denominator: Number of high users with ambulatory sensitive conditions

Measure: Link program enrollees to primary care services which utilize the medical home model

Metric: Number of identified program enrollees assigned to medical homes

Numerator: Number of identified program enrollees assigned to medical homes

Denominator: Total number of identified program enrollees

Measure: Increase the number or percent of patients in the case management related registry

Metric: Increase in the number of patients in the case management related registry; patients may be targeted from ED and inpatient areas

Measure: Implement standard care transition processes in specified patient populations.

Metric: Measure adherence to processes.

Numerator: Number of patients in defined population receives care according to standard protocol.

Denominator: Number of population patients discharged.

Data Source: Hospital administrative data and the patient medical record.

---

<sup>78</sup> Admissions for ambulatory sensitive conditions are gaining more attention as an important prevention quality indicator tied to reliable primary care

**Attachment Q - Delivery System Reform Incentive Payments (DSRIP) Metrics**  
**Category 1 & 2 – Infrastructure Development, Innovation & Redesign Improvement Projects**

**14. Implement Real-Time Hospital-Acquired Infections (HAIs) System**

Project Goal: To be at the forefront of piloting a real-time clinical intervention system that alerts clinicians to the presence of high-risk patient conditions that can lead to HAIs.<sup>79</sup>

**Potential Project Elements:**

Pilot a real-time clinical intervention system that alerts clinicians to the presence of high risk patient conditions that can lead to HAIs

Develop real-time comparison and reconciliation of competing quality indicators for HAIs for real-time feedback to clinicians and improved validity of quality indicators which drive hospital leadership response

Convert feedback and validation processes to automated systems based upon knowledge gained from Clinical Documentation Specialists

Provide targeted bathing with chlorhexidine for patients with high risk conditions that can lead to HAIs (such as devices)

Develop software packages and toolkits that facilitate dissemination to other hospitals

**Related Projects:**

Reduce Hospital-Acquired Infections (Cat. 3)

Central Line-Associated Bloodstream Infection Prevention (Cat. 4)

Surgical Complications Core Processes (Cat. 4)

Redesign to Improve Patient Experience (Cat. 2)

Improve Patient/Caregiver Experience (Cat. 3)

Redesign for Cost Containment (Cat. 2)

Other

**Key Measures:**

**Process Measures:**

Measure: Implement prompts for prevention and risk identification / Develop daily nursing prompts to identify presence of any medical device (select at least one metric):

Metric: Number of prompts or percent of relevant patients detected (e.g., percent of patients with devices detected on point prevalence check on a sample; prompts on HAPU prevention and risk identification)

---

<sup>79</sup> Locally, this project would provide a robust automated quality improvement infrastructure to improve patient care through several mechanisms. First, it will employ an HAI intervention to prevent device-associated infections and post-surgical infections. Second, it will provide high efficiency accurate feedback about healthcare associated infections to treating physicians, including education about infection prevention processes. This will include both pre-emptive and post-HAI direct-to-clinician education. Third, it will reconcile distinct major quality indicator systems for HAI reporting to allow accurate and trustworthy metrics for response and action by Infection Prevention Programs and hospital leadership. Fourth, it will provide an invaluable infrastructure for quality improvement programs. Nationally, this project has the potential to reconcile and integrate quality measures from a) CDC's NHSN network used for national and state mandatory HAI reporting, and b) CMS quality measures used for hospital ranking as well as value based purchasing and non-payment rules. Importantly, this reconciliation will improve the accuracy and validity of coded data and may pave the pathway for select quality indicator codes to require additional validation for standardization and meaningfulness. Improvement of claims validity will also improve the use of claims in risk adjustment of performance measures for inter-hospital comparison, and will directly apply to the national focus toward meaningful use of electronic health records.

**Attachment Q - Delivery System Reform Incentive Payments (DSRIP) Metrics  
Category 1 &2 – Infrastructure Development, Innovation & Redesign Improvement Projects**

Metric: Percent of patients with devices detected on point prevalence check on a total sample of 2 ICUs and 2 non-ICUs

Numerator: Number of patients with any device detected by automated prompt

Denominator: Patients on sampled units with a device

Measure: Implement Clinical Documentation Specialist review for identified charts (must choose at least one of the following):

Metric: Assess fraction of coded charts meeting specified criteria

Numerator: Patients flagged by Clinical Documentation Specialist review confirmed to have the identified HAI

Denominator: Patients flagged by Clinical Documentation Specialist review

Metric: Implement process for a Clinical Documentation Specialist to review and identify Medicare charts likely to be coded for HAI (for example, selection of central line associated blood stream infection (CLABSI)) and trigger review by Infection Prevention program for presence of CLABSI by CDC National Healthcare Safety Network (NHSN) criteria. Evidence of process provided by example cases adjudicated by both methods.

Measure: Develop semi-automated detection of targeted HAI by flagging charts with select criteria / Develop semi-automated detection of CLABSI due to skin commensals by flagging charts with select NHSN criteria

Measure: Develop a real-time intervention system to track targeted HAIs

Metric: HAI system

Generate report from HAI system

Data Source: HAI system

Rationale/Evidence: Ideal solutions would incorporate automated systems to target interventions for high risk patients, and provide feedback to clinicians both preemptively and after identified HAI events. Such systems would prompt clinicians to act on current opportunities for prevention and provide relevant education to prevent future events. This may be focused in a particular area, such as non-ICU areas.

Measure: Develop real-time comparison and reconciliation of competing quality indicators for HAIs for real-time feedback to clinicians and improved validity of quality indicators which drive hospital leadership response

Metric: Real-Time Reconciliation

Generate report from HAI system

Data Source: HAI system

Rationale/Evidence: Solutions to improve the validity and effectiveness of HAI quality indicators include a) reconciling CMS and CDC quality indicators for central line associated bloodstream infections (CLABSI), and catheter associated urinary tract infections (CAUTI) and b) instituting real time feedback to clinicians and infection prevention programs for education on primary prevention strategies.

Measure: Establishment of protocols and survey tools for Clinical Documentation Specialists (CDS)

Metric: Protocols and survey tools

Submission of protocols and survey tools

Rationale/Evidence: The value of the CDS includes identifying discrepancies or uncertainties in the written medical record in real time and requesting that clinicians provide clarification in the chart, either during the admission or shortly following hospital discharge.

Measure: Development of system for cross-comparison between HAI indicators

**Attachment Q - Delivery System Reform Incentive Payments (DSRIP) Metrics  
Category 1 &2 – Infrastructure Development, Innovation & Redesign Improvement Projects**

Metric: Compare HAI indicators  
Generate report from HAI system  
Data Source: HAI system  
Measure: Development of electronic system for real time feedback of HAI events to clinicians  
Metric: Real-time feedback  
Generate report from HAI system  
Data Source: HAI system  
Measure: Development of electronic system for real time education on HAI prevention to clinicians  
Metric: Real-time education  
Generate report from HAI system  
Data Source: HAI system  
Measure: Initial trending and analysis of HAI quality metrics  
Metric: Select HAI quality metrics as referenced by DPH system  
Generate report from HAI system  
Data Source: HAI system  
Measure: Development of shareable toolkits and software for real time reconciliation and feedback  
Metric: Toolkits and software  
Documentation of toolkits and software  
Measure: Develop recognition software to enable electronic identification of medical charts likely to be coded as having HAI. This software would utilize key words and phrases previously recorded by Clinical Documentation Specialists for identifying potential HAI for coding purposes  
Metric: Recognition software  
Documentation of recognition software  
Data Source: Recognition software system  
Rationale/Evidence: Automation will also provide an infrastructure by which other domains of coded quality measures can be similarly validated  
Measure: Integration of recognition software with automated HAI reconciliation and clinician feedback modules  
Metric: Recognition software integration  
Documentation of recognition software integration with automated HAI reconciliation  
Data Source: HAI system  
Measure: Initiate chlorhexidine bathing in non-ICU adult patients with medical devices (such as central lines, urinary catheters)  
Metric: Percent of patients provided chlorhexidine  
Documentation that prompts function  
Data Source: HAI system  
Rationale/Evidence: The reduction in skin bacterial counts due to CHG is the likely explanation for a beneficial effect in reducing healthcare-associated pathogens. This effect is expected to be greatest during times where devices or wounds provide portals of entry for bacteria to enter body tissues and cause infection. CHG has been safely used for bathing, showering and dental hygiene for over 50 years. It is an over-the-counter product that is 4% solution intended for direct application to skin as an antimicrobial skin cleanser. Numerous studies have shown marked

**Attachment Q - Delivery System Reform Incentive Payments (DSRIP) Metrics**  
**Category 1 & 2 – Infrastructure Development, Innovation & Redesign Improvement Projects**

reductions in skin bacteria following serial CHG bathing or showering,<sup>80 81 82 83 84 85 86</sup> and it is widely used as a pre-operative showering agent based upon CDC guidelines that recommend its use.<sup>87</sup> Evidence is mounting that CHG can reduce colonization and infection from a variety of healthcare associated pathogens.<sup>88 89 90 91</sup> Studies have demonstrated a 52-87% reduction in bloodstream infection in ICU patients.<sup>92 88 89 91</sup>

Measure: Automated physician processes to confirm daily necessity of central lines and urinary catheters, with automated prompts for prevention processes when device dwell time exceeds the institutional median dwell time for that device in that particular patient population

Metric: Automated physician processes

Documentation that processes function

Data Source: HAI system

Measure: Develop baseline measures of central line dwell time for risk stratified patient populations with central lines

Metric: Mean and median dwell time in ICU and/or non-ICU patients

Measure: Implement response to long central line dwell times

- 
- <sup>80</sup> Garibaldi RA. Prevention of intraoperative wound contamination with chlorhexidine shower and scrub. *J Hosp Infect* 1988;11(Suppl B):5-9.
- <sup>81</sup> Paulson DS. Efficacy evaluation of a 4% chlorhexidine gluconate as a full-body shower wash. *Am J Infect Control* 1993;21(4):205-9.
- <sup>82</sup> Hayek LJ, Emerson JM, Gardner AM. A placebo-controlled trial of the effect of two preoperative baths or showers with chlorhexidine detergent on postoperative wound infection rates. *J Hosp Infect* 1987;10:165-72.
- <sup>83</sup> Kaiser AB, Kernodle DS, Barg NL, Petracek MR. Influence of preoperative showers on staphylococcal skin colonization: a comparative trial of antiseptic skin cleansers. *Ann Thorac Surg* 1988;45:35-8
- <sup>84</sup> Rotter ML, Larsen SO, Cooke EM, Dankert J, Daschner F, Greco D, et al. A comparison of the effects of preoperative whole-body bathing with detergent alone and with detergent containing chlorhexidine gluconate on the frequency of wound infections after clean surgery. The European Working Party on Control of Hospital Infections. *J Hosp Infect* 1988;11:310-20.
- <sup>85</sup> Leigh DA, Stronge JL, Marriner J, Sedgwick J. Total body bathing with 'Hibiscrub' (chlorhexidine) in surgical patients: a controlled trial. *J Hosp Infect* 1983;4:229-35.
- <sup>86</sup> Ayliffe GA, Noy MF, Babb JR, Davies JG, Jackson J. A comparison of pre-operative bathing with chlorhexidine-detergent and non-medicated soap in the prevention of wound infection. *J Hosp Infect* 1983;4:237-44.
- <sup>87</sup> Mangram AJ, Horan TC, Pearson ML, Silver LC, Jarvis WR, for the Hospital Infection Control Practices Advisory Committee (HICPAC). Guideline for prevention of surgical site infection, 1999. *Infect Control Hosp Epidemiol* 1999;20(4):247-278.
- <sup>88</sup> Bleasdale SC, Trick WE, Gonzalez IM, Lyles RD, Hayden MK, Weinstein RA. Effectiveness of chlorhexidine bathing to reduce catheter-associated bloodstream infections in medical intensive care unit patients. *Arch Intern Med* 2007;167(19):2073-9.
- <sup>89</sup> Climo MW, Sepkowitz KA, Zuccotti G, Fraser VJ, Warren DK, Perl TM, Speck K, Jernigan JA, Robles JR, Wong ES. The effect of daily bathing with chlorhexidine on the acquisition of methicillin-resistant *Staphylococcus aureus*, vancomycin-resistant enterococcus, and healthcare-associated bloodstream infections: results of a quasi-experimental multicenter trial. *Crit Care Med*. 2009;37(6):2097-8.
- <sup>90</sup> Vernon MO, Hayden MK, Trick WE, Hayes RA, Blom DW, Weinstein RA. Chlorhexidine gluconate to cleanse patients in a medical intensive care unit: the effectiveness of source control to reduce the bioburden of vancomycin-resistant enterococci. *Arch Intern Med*. 2006;166(3):306-12.
- <sup>91</sup> Popovich KJ, Hota B, Hayes B, Weinstein RA, Hayden MK. Effectiveness of routine patient cleansing with chlorhexidine gluconate for infection prevention in the medical intensive care unit. *Infect Control Hosp Epidemiol* 2009;30(10):959-63.
- <sup>92</sup> Ridenour G, Lampen R, Fiderspiel J, Kritchevsky S, Wong E, Climo M. Use of intranasal mupirocin and chlorhexidine bathing and the incidence of methicillin-resistant *Staphylococcus aureus* colonization and infection among intensive care units patients. *Infect Control Hosp Epidemiol* 2007;28:1155-1161.



**Attachment Q - Delivery System Reform Incentive Payments (DSRIP) Metrics  
Category 1 &2 – Infrastructure Development, Innovation & Redesign Improvement Projects**

Measure: Design automated reporting tool using EMR fields

Milestone: Implement targeted automated nursing and physician reminders on prevention for long dwell times and identified HAI cases

Metric: Measure the percent of devices detected with long dwell time or identified CLABSI whose clinical providers received notification

Numerator: Number of patients with long dwell time or a device-associated HAI whose provider received automated prevention reminders

Denominator: Number of patients with long dwell time or a device-associated HAI

**Improvement Measures:**

Measure: Implement daily chlorhexidine bathing (CHG) of patients with central vascular catheters (CVCs)

Metric: Percent of patients with CVCs detected on point prevalence check on a sample

Numerator: Number of patients with CVCs receiving CHG bathing

Denominator: Number of patients with CVCs on sampled units excluding those actively declining to have chlorhexidine bathing

Milestone: Improve effectiveness of daily nursing prompts to identify presence of medical devices

Metric: Achieve at least 80% automated capture of devices measured by assessing the percent of devices detected on point prevalence check on a total sample of 2 ICUs and 2 non-ICUs

Numerator: Number of devices detected by automated prompt

Denominator: Number of devices in patients on sampled units

Milestone: Implement daily chlorhexidine bathing of patients with central venous catheters (CVCs) as evidenced by presence of standardized order set

Metric: Achieve at least X% capture of patients with CVCs receiving chlorhexidine bathing based upon a point prevalence check of 2 ICUs and 2 non-ICUs in the last quarter of the year.

Numerator: Number of patients with CVCs receiving chlorhexidine bathing

Denominator: Number of patients with CVCs on sampled units excluding those actively declining to have chlorhexidine bathing

Measure: Measure impact of automated real-time system on HAI rates

Metric: HAI rates

Per CDC NHSN or another available metric

Data Source: HAI system

Rationale/Evidence: Goal is reduce HAI rates so measurement of progress toward that goal will demonstrate whether the technology is successful. This measure is optional because – due to the nature of this project being at the forefront of the industry – it is unknown whether it will be able to do this within five years.

Measure: Increase number of clinicians confirming receipt of real-time feedback of HAI events

Metric: Clinicians confirming real-time feedback

Numerator: Number of clinicians confirming receipt of real-time feedback of HAI events

Denominator: Total number of clinicians confirming receipt of real-time feedback of HAI events

Data Source: TBD by DPH system

Measure: Assessment of HAI rates based upon reconciled vs. non-reconciled metrics

Measure: Implement targeted automated nursing and physician reminders on prevention for long dwell times and identified HAI cases

**Attachment Q - Delivery System Reform Incentive Payments (DSRIP) Metrics  
Category 1 &2 – Infrastructure Development, Innovation & Redesign Improvement Projects**

Metric: Percent of devices detected with long dwell time or identified CLABSI whose clinical providers received notification

Numerator: Number of patients with long dwell time or a device-associated HAI whose provider received automated prevention reminders

Denominator: Number of patients with long dwell time or a device-associated HAI

Measure: Develop a reconciliation and feedback system to improve the accuracy and credibility of nationally competing HAI quality measures

Metric: Development of a system that can be shared nationally

Documentation of learnings and recommendations

Rationale/Evidence: The importance of a valid quality measure includes: Trustworthiness to drive performance improvement programs; Trustworthiness for clinician buy-in to aim for improvement of these measures; Reconciliation of national quality measures; Validated coding of select claims codes used for national quality measures for inter-hospital comparisons, hospital rankings, and value based purchasing; Improved automated analytic capabilities as valid outcomes can have robust risk adjustment through the use of additional claims data; and Valid coding of claims codes used as quality indicators will eventually allow these codes to be an important example of the meaningful use of electronic health records.

Appendix A: Evidence-Based Models  
**Implemented by  
California Public Hospital Systems to  
Enhance Quality, Promote Coordinated Care, Build Medical Homes and Ensure Access  
November, 2010  
California Health Care Safety Net Institute**

**Introduction**

This paper summarizes several of the foundational models of care improvement and transformation that underlie the proposed California public hospital system initiatives in the DSRIP, including:

Patient Visit Redesign

Patient Centered Medical Home Model

Chronic Care Model

Patient Centered Scheduling Model

Behavioral-Physical Health Integration

E-Referral Model for Improving Outpatient Specialty Care Access

Improving Language Access: HCIN/VMI

Improving Collection and Use of Accurate, Consistent Race/Ethnicity/Language (REAL) Data to Ensure Health Equity

Palliative Care

Process Improvement in Health Care

Rapid Medical Evaluation (RME)

Reducing Readmissions

Patient-Centered Care/Improving the Patient Experience

## Attachment Q - Delivery System Reform Incentive Payments (DSRIP) Metrics Category 1 & 2 – Infrastructure Development, Innovation & Redesign Improvement Projects

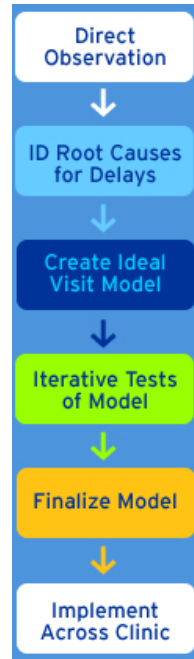
### Patient Visit Redesign

Every day, public clinics open their doors to already waiting lines of patients who arrive well before their scheduled appointments to avoid even longer wait times, and others walk-in with the hopes of being seen that same day. Ambulatory care clinics often serve as the first point of entry for patients into the public hospital system, and the time spent in a clinic visit becomes the first major indicator for patient satisfaction. Long wait times frustrate patients, providers and staff, and reduce access and quality. Yet, public hospital clinics are already overburdened and often abide by operational processes that don't sync with patient flow or enable greater access.

In addition to the volume of patients being seen at public clinics, operational issues also contributed to the visit wait times. Root causes for clinic inefficiencies included the practice of on-site registration, lack of communication between front office staff and providers, narrow role definitions, as well as multiple hand-offs that transport patients to various locations within the clinic site. To address these issues, public hospitals sought to streamline the way they provide care for their patients, while continuing to maintain quality and patient satisfaction.

Since 1998, the Patient Visit Redesign (PVR) model<sup>93</sup> has been the standard in work process design, drastically improving patient visit times in health care organizations throughout the United States. For California's public hospitals, PVR (done in combination with the Institute for Healthcare Improvement's Breakthrough Series Collaborative model for rapid improvement) decreased the amount of waiting time patients experience (cycle time) and increase the number of patients providers see per hour (provider productivity). Through this process, public hospital teams developed and tested strategies to redesign the patient visit in their clinics. Four didactic and interactive learning sessions were conducted, and in between sessions teams tested their models and collected data to track their progress.

With support from private foundation grants, 48 public hospital clinic teams improved their patient visit processes through formal a program with the California Health Care Safety Net Institute. From 2005 through 2008, these clinics (which represent 13 public hospital systems) reduced their cycle times by 45% with the average visit being completed in less than an hour, and increased provider productivity. While the initial cycle times and productivity have slipped slightly since the completion of the program, the majority of clinics still continue to maintain the improvements and spread the model throughout their systems.<sup>94</sup>

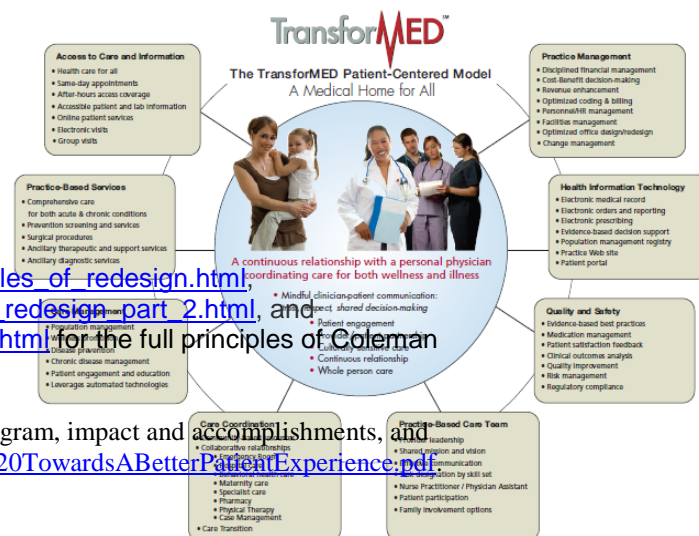


### Patient-Centered Medical Home Model

Currently, the U.S. healthcare system is disjointed and focused on acute, episodic care that is structured around provider availability. Typically, patients have to navigate a vast system of primary and specialty care providers, lab services, emergency rooms and

<sup>93</sup> See [http://patientvisitredesign.com/techniques/the\\_principles\\_of\\_redesign.htm](http://patientvisitredesign.com/techniques/the_principles_of_redesign.htm), [http://patientvisitredesign.com/techniques/the\\_principles\\_of\\_redesign\\_part\\_2.html](http://patientvisitredesign.com/techniques/the_principles_of_redesign_part_2.html), and [http://patientvisitredesign.com/techniques/advanced\\_model.html](http://patientvisitredesign.com/techniques/advanced_model.html) for the full principles of Coleman Associates' Patient Visit Redesign.

<sup>94</sup> See report by Ruth Brousseau, PhD, for full summary of the program, impact and accomplishments, and sustainability at <http://www.chcf.org/~media/Files/PDF/T/PDF%20TowardsABetterPatientExperience.pdf>.



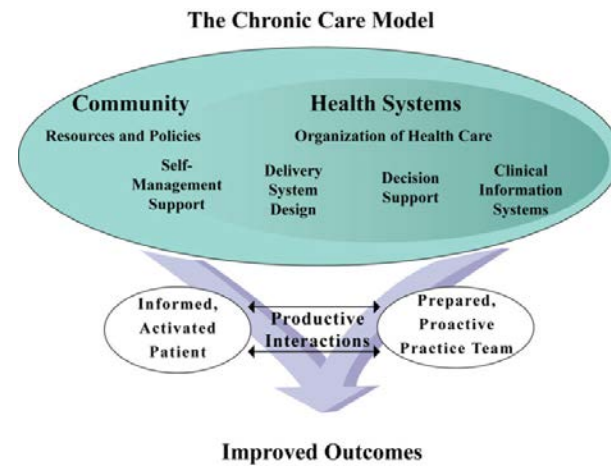
**Attachment Q - Delivery System Reform Incentive Payments (DSRIP) Metrics  
Category 1 &2 – Infrastructure Development, Innovation & Redesign Improvement Projects**

inpatient departments with little infrastructure to support coordination between different services. Lack of coordination can result in patient and staff frustration, longer wait-times, medical errors, and poor clinical outcomes.

Originally referring to a centralized approach to coordinate medical and other related needs for children with special health care needs, the patient-centered medical home (PCMH) model, or simply “medical home”, has since vastly expanded its definition and has been seen as the leading model for primary care delivery in which patients receive well-coordinated services, evidence-based care, and enhanced access to a clinical team. According to Commonwealth Fund, a true medical home is one where “clinicians use decision support tools, measure their performance, and conduct quality improvement activities to meet patients’ needs,” which will ultimately improve clinical quality and patients’ healthcare experiences, and also reduce health system costs.

CAPH and SNI agree with the definition of the components of a patient-centered medical home as articulated by NCQA in its PCMH 2011.<sup>95</sup> As such, the medical home should provide the following:

- Conducts a health assessment of the patient’s current and anticipated health care needs in order to tailor health care to the needs of the patient;
- Maintains the patient’s health records;
- Develops a proactive health care plan for the patient, in consultation with the patient and where appropriate, the patient’s family;
- Uses evidence-based medicine;
- Facilitates enhanced access to health care;
- Provides for timely preventive, primary, and chronic care;
- Provides referrals to specialty and other health care services, and, where appropriate and if needed, community services;
- Facilitates patient self-management support and goal-setting;
- Engages in open and effective communication with patients and families, including providing timely access to qualified health care interpretation if needed and as appropriate;
- Provides health care in a culturally competent manner; and
- Uses measures and technology to support quality and process improvements.



Developed by The MacCall Institute  
© ACP-ASIM Journals and Books

To help California’s public hospital systems achieve all the components of a medical home, the California Health Care Safety Net Institute launched a two-year *Seamless Care Center Initiative* to advance the clinical practice and operational efficiency in 26 primary care clinics of five California public hospital systems.

The main goals of the *Seamless Care Center Initiative* are to:

- Implement reliable, safe and efficient care, based on clinical evidence and best practices for prevention and disease care;
- Spread clinical quality, effective chronic care disease management, operational efficiency, and access improvements;

<sup>95</sup> See [http://www.ncqa.org/Portals/0/PublicComment/PCMH2011\\_draft\\_standards\\_527.pdf](http://www.ncqa.org/Portals/0/PublicComment/PCMH2011_draft_standards_527.pdf).

**Attachment Q - Delivery System Reform Incentive Payments (DSRIP) Metrics**  
**Category 1 &2 – Infrastructure Development, Innovation & Redesign Improvement Projects**

Identify and train performance improvement leaders internally at each participating hospital system to manage ongoing large-scale improvement work in primary care.

**The (Chronic) Care Model**

The MacColl Institute for Healthcare Innovation estimates that more than 145 million people, or almost half of all Americans, live with a chronic condition and that almost half of all people with chronic illness have multiple conditions. Furthermore, the rate of chronically ill is expected to increase by more than 1% per year. This suggests that the current management of diseases such as diabetes, heart disease, depression, and asthma, among others, is executed poorly and not in tune with the needs of chronically ill patients.

Root causes are the same throughout the nation: providers often do not follow best practices, there is a lack of care coordination and proper follow-up, and patients are ill-equipped to manage their illness. Improving Chronic Illness Care created the Chronic Care Model (CCM)<sup>96</sup>, the well-documented and tested leading model for treating chronic diseases, which summarizes the basic elements for improving care in health systems. These elements are the community, the health system, self-management support, delivery system design, decision support and clinical information systems. By using evidence-based change concepts within each element in combination with one another, patients are better-informed and then take an active part in their care, while patient care teams have the resources and expertise they need to better manage the chronic illnesses of their patients. The results are more productive interactions between patients and their care teams, and better clinical outcomes for patients with chronic diseases.

In 2005 with 9 public hospital systems, and again in 2007-2008 with 39 primary care improvement teams from 11 public hospital systems, the California Health Care Safety Net Institute worked to improve chronic illness care for people with diabetes. The programs involved regional learning collaboratives, leadership development for the spread of chronic care improvements, and cash grants and consultancy services for adoption and spread of electronic disease registries. The work led to impressive results for both improved processes of care and, most importantly, improvements in the health status of patients tracked in the program. Activities focused program work on three components of the *Chronic Care Model*, those linked most closely to improvement in blood sugar levels in people with diabetes:  
Delivery System Design

Improving the health of people with chronic illness requires transforming a system that is essentially reactive - responding mainly when a person is sick - to one that is proactive and focused on keeping a person as healthy as possible.<sup>97</sup> That requires not only determining what care is needed, but spelling out roles and tasks for ensuring the patient gets care using structured, planned interactions. And it requires making follow-up a part of standard procedure, so patients aren't left on their own once they leave the doctor's office. More complex patients may need more intensive management (care or case management) for a period of time to optimize clinic

---

<sup>96</sup> See [http://www.improvingchroniccare.org/index.php?p=The\\_Chronic\\_Care\\_Model&s=2](http://www.improvingchroniccare.org/index.php?p=The_Chronic_Care_Model&s=2) for detailed information about the Care Model.

<sup>97</sup> Excerpted from the Improving Chronic Care Web site at [http://www.improvingchroniccare.org/index.php?p=Model\\_Elements&s=18](http://www.improvingchroniccare.org/index.php?p=Model_Elements&s=18).

**Attachment Q - Delivery System Reform Incentive Payments (DSRIP) Metrics**  
**Category 1 &2 – Infrastructure Development, Innovation & Redesign Improvement Projects**

care and self-management, with providers needing to respond effectively to the diverse cultural and linguistic needs of patients.

*To improve their own delivery systems, public hospitals in California are employing the following:*

Daily team huddles before clinic session helps team plan the care for each patient for the day

Ability to offer the patient multiple services on day of visit (e.g. PCP, nutritionist, diabetes educator)

Use of reminder postcards when labs or immunizations are due

## 2) Clinical Information Systems

Effective management of patients with chronic diseases requires organization of patient and population data to facilitate efficient care with the best clinical outcomes. A good clinical information system:

Provides timely reminders for providers and patients

Identifies relevant subpopulations for proactive care

Facilitates individual patient care planning, and

Shares information with patients and providers to coordinate care (2003 update)

Monitors performance of practice team and care system

Public hospital systems in California have implemented chronic disease registries to keep track of and help manage patients' clinical information, such as cholesterol and blood sugar levels, and are now establishing care teams with designated patient panels to better manage populations of patients with chronic diseases.

## 3) Self-Management Support

All patients with chronic illness make decisions and engage in behaviors that affect their health (self-management). Disease control and outcomes depend to a significant degree on the effectiveness of self-management.

Effective self-management support means more than telling patients what to do. It means acknowledging the patients' central role in their care, one that fosters a sense of responsibility for their own health. It includes the use of proven programs that provide basic information, emotional support, and strategies for living with chronic illness. Self-management support can't begin and end with a class. Using a collaborative approach, providers and patients work together to define problems, set priorities, establish goals, create treatment plans and solve problems along the way.

Public hospitals are using the following models of self-management tools to help support their patients in managing their diseases:

**Group visits** are initiated by health care teams who facilitate an interactive process of care delivery in a periodic group visit program.<sup>98</sup> The team empowers the patient, who is supported by information and encouraged to make informed health care decisions. The group visit can be conceptualized as an extended doctor's office visit where not only physical and medical needs are met, but educational, social and psychological concerns can be dealt with effectively.

**Health Coaches** are used by public hospital clinics to help patients navigate the health care system. Health coaches assist patients with paperwork and work with them after medical visits to make sure they fully understand the medications and advice recommended by the physician.

---

<sup>98</sup> From the Improving Chronic Illness Care *Group Visit Starter Kit* at [www.improvingchroniccare.org](http://www.improvingchroniccare.org).

**Attachment Q - Delivery System Reform Incentive Payments (DSRIP) Metrics**  
**Category 1 &2 – Infrastructure Development, Innovation & Redesign Improvement Projects**

Health coaches also discuss with patients how to best incorporate treatment—such as checking blood pressure and injecting insulin—into the patients’ day-to-day life in a way that is attainable and comfortable within the patient’s lifestyle.

**Promotoras**, or health promoters, work with Spanish-speaking patient populations to provide nutrition education, self-management support, and regularly follow up with patients to ensure that they are managing their medications and exercise plans. Promotoras have become an essential part of the care team at many public hospitals, and help patients manage their diabetes in a more culturally sensitive and appropriate way.

**Motivational interviewing** is “a directive, client-centered counseling style for eliciting behavior change by helping clients to explore and resolve ambivalence. Compared with nondirective counseling, it is more focused and goal-directed. The examination and resolution of ambivalence is its central purpose, and the counselor is intentionally directive in pursuing this goal.”<sup>99</sup>

### **Patient-Centered Scheduling Model**

National statistics indicate that seventy-five percent of patients want appointments on the same day they call. However, traditional patient scheduling systems have multiple problems inherent in their existing structures that make same-day appointments virtually impossible. Rather than being engineered to satisfy patients, traditional scheduling systems are designed by staff and managers to manage the flow of the day. Oftentimes many appointments have different “types” (like “Physical” or “PAP Smear”), with each type having a unique time allotment (i.e., 20, 30, or 45 minutes). Moreover, staff schedules are often out of alignment with patient demand, which creates unnecessarily hectic days. Magnify these problems by double-booking patients and the result is the current situation: lengthy waits and limited access to appointments, dissatisfied patients, and highly stressed staff.

As a result of poor access to appointments, many safety net clinics experience high no-show rates because patients are often not given immediate access to care when they experience episodic acute problems, impacted provider productivity because of patient no-shows, and high patient walk-in rates because patients know this is an effective way for them to be seen quickly in this flawed system. With traditional patient scheduling systems that simply create workarounds without solving the root causes of limited access, an overhaul of the scheduling structure is necessary in order to better serve patients and help staff.

Patient Centered Scheduling (PCS) is the proven methodology for improving the ability of patients to see their doctor when they want to—even the same day.<sup>100</sup> PCS is designed to improve patient access, increase continuity of care, decrease the number of patient no-shows and decrease days to third-next-available appointment. Prior to implementation, “secret shopper” calls take place (random patient calls are recorded and documented) and examined so that staff are able to experience the process of trying to make an appointment from the patient’s perspective. Patient visits are also mapped from beginning to end to determine how time in the clinic is spent, and to identify any bottlenecks in the visit process. Once these are conducted, the focus turns to reducing no-show rates and time to third next available appointments. One key

---

<sup>99</sup> See <http://www.motivationalinterview.org/clinical/whatismi.html>

<sup>100</sup> See [http://patientvisitredesign.com/coleman\\_associates/pcs\\_program.html](http://patientvisitredesign.com/coleman_associates/pcs_program.html) for detailed information about the Patient-Centered Scheduling model.



**Attachment Q - Delivery System Reform Incentive Payments (DSRIP) Metrics**  
**Category 1 & 2 – Infrastructure Development, Innovation & Redesign Improvement Projects**

tactic to reduce no-show rates and wasted time is to do as much pre-work as possible, such as calling patients in advance to confirm their appointments, pre-registering patients, updating insurance and demographic information, finding out what prescriptions need to be refilled—and if it makes sense, rescheduling the appointment if there’s a better time for the patient. Doing patient registration and appointment confirmation ahead of time not only minimizes wasted time, but also gives staff the time to prepare and plan for any unforeseen changes, such as cancellations or changes to appointments.

Public hospital systems piloting the patient centered scheduling model have seen significant reductions in no-show rates and days to third-next-available appointments-- which will be critical progress in order to truly offer patients a patient-centered medical home.

**Integrated Physical-Behavioral Health Care**

Recent studies show that integration of behavioral health (mental health and substance abuse) and physical health services should be the standard for advanced health care systems. This finding is part of a larger trend to better integrate the various parts of a health care system in the interest of more cost-effective and comprehensive patient care. The more integrated these various components are at the programmatic and clinical levels, the more likely that patients with complex conditions and socioeconomic challenges will have their medical and psychosocial needs met in a comprehensive fashion, rather than falling through the cracks between various “silos,” with resultant adverse health outcomes and increased cost.

In a recent analysis of the underlying causes and theories for improving physical-behavioral health integration conducted for CAPH, David Ofman, MD, summarized key studies on this issue and the best practices for integration.<sup>101</sup> According to Dr. Ofman, the key issues that make the case for behavioral-physical health integration are:

- 1) Mental health and substance abuse issues are extremely common in safety net populations, and either account for or influence a very high percentage of primary care visits (Bureau of Primary Health Care, 2004).
- 2) Behavioral health patients have significant chronic physical health conditions (Institute of Medicine, 2005) which often go untreated, and these patients suffer increased morbidity, poorer quality of life, and significantly earlier mortality than patients without behavioral health diagnoses (Olfson, Sing, and Schlesinger, 1999).
- 3) Patients with both behavioral and physical conditions generate significantly higher medical costs than patients with only one set of conditions, and treatment of the behavioral health conditions lowers those costs, particularly if diagnosed early (Olfson, Sing, and Schlesinger, 1999).
- 4) The vast majority of patients with behavioral health problems are managed by primary care providers without behavioral health specialty care, either because the patient doesn’t meet entry criteria into the mental health system (generally limited to the severely and persistently mentally ill) or because the patient refuses behavioral health specialty care (often because of the stigma attached to such care) (Cunningham, 2009). Many primary care providers feel poorly equipped to handle significant behavioral health issues by themselves.

---

<sup>101</sup> See Ofman *Report to the California Association of Public Hospitals and Health Systems (CAPH) / Safety Net Institute (SNI) Concerning Behavioral Health – Physical Health Integration Efforts by Member Health Systems.*

**Attachment Q - Delivery System Reform Incentive Payments (DSRIP) Metrics  
Category 1 &2 – Infrastructure Development, Innovation & Redesign Improvement Projects**

5) The same psychosocial factors which complicate the health care of safety net populations affect both behavioral health and physical health patients (poverty, poor health literacy, limited English proficiency, homelessness, poor sense of self efficacy, chaotic lives, at-risk minority status, etc.)

6) Health care systems which have successfully implemented programs to integrate behavioral health and primary care services have tended to demonstrate improved care and significant cost savings (Health Management Associates, 2007), in addition to increased provider satisfaction and improved patient satisfaction.

7) A number of high profile organizations, including the Institute of Medicine, the Robert Wood Johnson Foundation, and the Health Resources and Services Administration (HRSA), have either recommended integration of physical and behavioral health services or funded projects dedicated to doing so (Health Management Associates, 2007).

While integration is shown to be necessary to achieve the best patient outcomes and control costs, several known barriers still exist. Funding silos, resistant staff, inaccurate perceptions of different departments, as well as access to care and physical capacity are all complex challenges that need to be addressed in order to make true behavioral-physical health integration.

To better integrate physical and behavioral health services, public hospital systems are implementing and adapting different models. Two key models are the IMPACT model, used at San Francisco Department of Public Health clinics, and the Four Quadrant Model, to be implemented soon at San Mateo Medical Center.

**The IMPACT Model<sup>102</sup>**

The IMPACT model is a five-component, evidence-based model designed specifically to tackle the unmet needs of elderly depressed patients. IMPACT stands for “Improving Mood Promoting Access to Collaborative Care Treatment”. As reported in the December 11, 2002 issue of the Journal of the American Medical Association (JAMA), the IMPACT model more than doubles the effectiveness of depression treatment for older adults in primary care settings.

Five of the most essential elements of the IMPACT Model are:

**1. Collaborative care is the cornerstone of the IMPACT model and functions in two main ways:**

The patient's primary care physician works with a care manager to develop and implement a treatment plan (medications and/or brief, evidence-based psychotherapy)

Care manager and primary care provider consult with psychiatrist to change treatment plans if patients do not improve

**2. Depression Care Manager:**

This may be a nurse, social worker or psychologist and may be supported by a medical assistant or other paraprofessional. The care manager:

Educates the patient about depression

Supports antidepressant therapy prescribed by the patient's primary care provider if appropriate

Coaches patients in behavioral activation and pleasant events scheduling

Offer a brief (six-eight session) course of counseling, such as Problem-Solving Treatment in Primary Care

Monitors depression symptoms for treatment response

Completes a relapse prevention plan with each patient who has improved

**3. Designated Psychiatrist:**

---

<sup>102</sup> Excerpted from the IMPACT website at the University of Washington at <http://impact-uw.org/about/key.html>.

**Attachment Q - Delivery System Reform Incentive Payments (DSRIP) Metrics  
Category 1 &2 – Infrastructure Development, Innovation & Redesign Improvement Projects**

Consults to the care manager and primary care physician on the care of patients who do not respond to treatments as expected

**4. Outcome measurement:**

IMPACT care managers measure depressive symptoms at the start of a patient's treatment and regularly thereafter. The PHQ-9 is recommended as an effective measurement tool; however, there are other effective tools.

**5. Stepped care:**

Treatment adjusted based on clinical outcomes and according to an evidence-based algorithm

Aim for a 50 percent reduction in symptoms within 10-12 weeks

If patient is not significantly improved at 10-12 weeks after the start of a treatment plan, change the plan. The change can be an increase in medication dosage, a change to a different medication, addition of psychotherapy, a combination of medication and psychotherapy, or other treatments suggested by the team psychiatrist.

**Attachment Q - Delivery System Reform Incentive Payments (DSRIP) Metrics**  
**Category 1 & 2 – Infrastructure Development, Innovation & Redesign Improvement Projects**

**Four Quadrant Model.**<sup>103</sup>

Here the emphasis is on the prevalence of concurrent disorders (e.g., depression and alcoholism). The Four Quadrant model is based on the 1998 consensus document on mental health and substance abuse/addiction integration service. The severity for each disorder is divided into Four Quadrants: 1) Low mental health-low substance abuse, served in primary care; 2) High mental health-low substance abuse, served in the mental health system by staff who have substance abuse competency; 3) Low mental health-high substance abuse, served in the substance abuse system by staff who have mental health competency; and 4) High mental health-high substance abuse, served by fully integrated mental health and substance abuse program.

A critical tool to measure the impact of integrating physical and behavioral health care being adopted in public hospital systems is the **PHQ-9 Depression Screening Tool**. Research indicates that 10-15% of all primary care patients have depression, which is one of the top five most common conditions found in primary care settings.<sup>104</sup> According to an evaluation of 20 studies over the past 10 years, the prevalence rate of diabetics with major depression is three to four times greater than in the general population, according to the American Diabetic Association. What's worse, research shows that depression leads to poorer physical and mental functioning, so a person is less likely to follow a required diet or medication plan, which is essential to effectively treating diabetes. Consequences of untreated depression include:

Distress, disability, suicide

May increase and/or exacerbate:

risky behaviors, i.e. unprotected sex, drug and alcohol abuse

behaviors that contribute to poor health, i.e. smoking, poor nutrition

symptoms of chronic medical illness, i.e. cardiovascular disease, diabetes, and/or

use of general medical services

Failure to detect and treat depression leads to unnecessary suffering and disability, and increases the use of health care services. The US Preventative Service Task Force finds that screening for depression in the primary care setting improves detection rates, which in turn helps physicians provide the proper treatment to their patients.

According to the Macarthur Initiative on Depression and Primary Care, the PHQ-9 is the nine-item depression scale of the Patient Health Questionnaire (PHQ), which is a depression screening tool used by primary care clinicians to diagnose mental health disorders. After the patient has completed the PHQ-9 questionnaire, it is scored by the primary care clinician or office staff, who then select and monitor treatment. This tool is found to be an efficient way to screen individuals and large groups of patients to improve detection of undiagnosed depression. Used effectively, the PHQ-9:

Is shorter than other depression rating scales,

Can be administered in person, by telephone, or self-administered,

Facilitates diagnosis of major depression,

Provides assessment of symptom severity,

---

<sup>103</sup> <http://www.thenationalcouncil.org/galleries/resources-services%20files/5.%20Four%20Quadrant%20Diagram.pdf>

<sup>104</sup> See UCSF *Depression in Primary Care* presentation by Mitchel Felman, MD  
<http://www.ucsfcmec.com/2008/MPS08002/FeldmanDepressionInPrimaryCare.pdf>

**Attachment Q - Delivery System Reform Incentive Payments (DSRIP) Metrics**  
**Category 1 & 2 – Infrastructure Development, Innovation & Redesign Improvement Projects**

Has proven effective in a geriatric population<sup>105</sup>, and  
Is well validated and documented in a variety of populations

**E-Referrals** (for improving care coordination, improving efficiency and reducing wait times for specialists)

According to a recent University of California at San Francisco (UCSF) report<sup>106</sup>, access to specialists is a common barrier for primary care clinicians trying to deliver high-quality, coordinated care, especially when their patients are poor or uninsured. To offer the standard of care required by the patient-centered medical home model, clinicians must be able to tap into a "medical neighborhood" of specialists and hospitals to obtain timely consultations, diagnostic services, and needed treatments. The way many healthcare networks still communicate is through telephone, paper and fax, which creates process inefficiencies, inaccurate data and slow information updates. This highly complex network of providers coupled with the poor communication infrastructure creates a barrier to continuum of patient care, increases health risks and does not allow for networks of health care providers (hospitals, specialists, doctors, agencies) to share information and manage the overall system. For example, in a recent six-country survey of patients with chronic illnesses, U.S. patients were most likely to report that when they received care from multiple physicians, test results or medical records were not available at the time of their appointments.

To reduce wait times for specialty appointments, e-Referral systems have been introduced in many health care systems. There are many benefits for the patient: there is equality of care for all referred patients, a smooth transition of responsibility and continuity of patient care, and patients appreciate the improved efficiency and smoother communication. Overall, e-Referral can create increased confidence in the efficiency of the health system. According to a California HealthCare Foundation report<sup>107</sup>, e-referring works like this:

*The originating provider initiates the referral by completing a Web-based request form at the point of care. Patient data is registered, and depending on the complexity of the system, the data is filtered according to insurance coverage, preferred language, even access to public transportation. The referral is sent securely to the participating provider who can then review the referral before scheduling an appointment to ensure that the service is appropriate and all the relevant information is available.*

In California, a good example of e-referral success is the launch of UCSF's and San Francisco General Hospital's (a public hospital) e-Referral system, a Web-based electronic referral system integrated into the hospital's electronic health record. Twenty-eight specialty clinics and diagnostic services at San Francisco General Hospital currently use the e-Referral system. For clinics that had been plagued by long wait times, implementation of e-Referral resulted in dramatic improvements. For example, in rheumatology, the median wait time for a non-urgent appointment initially dropped from 126 days to 29 days. Several factors contributed to the

---

<sup>105</sup> See Löewe B, et al, 2004 Medical Care

<sup>106</sup> See *A Safety-Net System Gains Efficiencies Through 'eReferrals' To Specialists* report. Alice Hm Chen, Margot B. Kushel, Kevin Grumbach, and Hal F. Yee, Jr.  
<http://content.healthaffairs.org/cgi/content/extract/29/5/969>

<sup>107</sup> See *Bridging the Care Gap: Using Web Technology for Patient Referrals* at  
<http://www.chcf.org/publications/2008/09/bridging-the-care-gap-using-web-technology-for-patient-referrals#ixzz11in26l4x>

**Attachment Q - Delivery System Reform Incentive Payments (DSRIP) Metrics**  
**Category 1 & 2 – Infrastructure Development, Innovation & Redesign Improvement Projects**

change, including the fact that some requests were managed without the need for appointments and some were redirected to other clinics. Patients seen by specialists were also less likely to require follow-up appointments than under the old referral system, because they had received a more extensive pre-visit workup. Surveys of specialists conducted before and after the rollout of e-Referral suggested that the new system helped clarify the reasons for referrals.

**Improving Language Access: HCIN/VMI**

As the United States becomes increasingly diverse, American hospital systems face an enormous challenge in providing quality health services to limited English speaking patients. Increasing attention to quality improvement and medical error reduction initiatives cannot overlook the critical element of effective communication between physicians and patients in ensuring successful health outcomes. The dilemma of ensuring effective communication between medical providers and the Limited English Proficient (LEP) population and the deaf and hearing impaired is pervasive, facing not only large, urban public hospital systems in states such as California and New York, but also suburban and rural systems.

According to the 2000 Census, 39.5% of Californians over the age of five speak a language other than English at home and 20% of this population speaks English less than very well. And California's public hospitals and health systems serve a patient population made up of more than 76% people of color and more than half of public hospitals' patients are LEP. As a result, public hospitals encounter a significant challenge in the volume and complexity of their provision of language services. Without adequate language communications systems in place, providers and patients suffer not only frustration, but also adverse clinical outcomes.

California public hospital systems' mission to serve California's most diverse populations, and a high level of administrative and physician leadership and innovation, has uniquely positioned these safety net institutions to lead the nation in innovative, cost-effective, high-quality language services. California public hospital systems use a unique combination of qualified medical interpreters, bilingual clinicians, trained bilingual staff, remote technology and an automated video/voice call center system called Health Care Interpreter Network (HCIN)<sup>108</sup>, which is a cooperative of California hospitals and health care providers sharing trained healthcare interpreters through videoconferencing devices and all forms of telephones. HCIN is available throughout each network hospital and connects within seconds to an interpreter on the HCIN system, either at their own hospital or one of their colleague hospitals. By pooling hospital-based staff, routing calls from video devices and telephones, and linking to external interpreting resources, HCIN enables clinicians and front-end staff at every point of patient contact to reach an interpreter on demand, 24 x 7, in 170 languages, at a very manageable cost.

Another area of success has been the publication of *Straight Talk: Model Hospital Policies and Procedures on Language Access*<sup>109</sup> by the California Health Care Safety Net Institute (SNI). The need for clear policy and detailed operational procedures, both to ensure quality health care services and to meet legal and regulatory requirements, is the dilemma of virtually every health care provider in America. The creation of these hospital policies and procedures for language

---

<sup>108</sup> [www.hcin.org](http://www.hcin.org)

<sup>109</sup> See full document here: <http://www.safetynetinstitute.org/content/upload/AssetMgmt/Site/StraightTalkFinal.pdf>.

**Attachment Q - Delivery System Reform Incentive Payments (DSRIP) Metrics**  
**Category 1 &2 – Infrastructure Development, Innovation & Redesign Improvement Projects**

access has been an essential mechanism to setting the standard in the operational actions of the U.S. hospital industry with regards to providing culturally competent care and has helped California's public hospitals become national leaders in providing high quality, cost-effective language services.

**Improving Collection and Use of Accurate, Consistent Race/Ethnicity/Language (REAL) Data to Ensure Health Equity**

In 2002, the Institute of Medicine report *Unequal Treatment: Confronting Racial and Ethnic Disparities in Health Care*, signified a new era of national attention to racial and ethnic disparities in the American health care system. Corroborating that report, many research studies have established that Americans do not all have equal access to health care, or experience similar health care quality and outcomes. Low-income, racial and ethnic minority, limited-English proficient, and other underserved populations often have higher rates of disease, fewer treatment options, reduced access to care, and lower satisfaction with care.

Because public hospitals serve diverse and underprivileged populations by mission and mandate, their vision has always been to provide equitable health care. For decades, public hospitals have remained committed to reducing health care disparities; however, like all of American medicine, they struggle with the resources and other challenges to achieving equitable care for all patients. A key prerequisite for measuring equity of care and addressing disparities is to collect valid and reliable patient demographic data on race, ethnicity, and preferred language (REAL data). These data elements must be effectively linked to data systems used in health care service delivery (to tailor care to patient needs), as well as data systems used in quality improvement (to identify disparities).

Creating organizational systems for capturing REAL data is a long and resource-intensive process. Currently, the processes for analyzing equity of care are mostly piecemeal and limited in scope, taxing organizational resources. The California Health Care Safety Net Institute (SNI) recently completed a comprehensive assessment of system-level barriers and facilitators of improved REAL data collection and use in public hospital systems. SNI found that California safety net health care systems had an overall strong desire to identify and reduce disparities through the collection and use of REAL data, and in many cases have made great strides in infrastructure development and workforce training toward that goal. However, the study also uncovered significant barriers to effective collection and utilization of these patient demographic data for public hospitals. The key barriers identified include:

Inadequate electronic healthcare data management systems and/or burdensome processes for integrating /revising the REAL data fields within the existing data management systems.

Shortage of internal expertise for identifying the optimal categories that fit both the legislative/regulatory requirements and the local community demographic profile,

Lack of understanding among registration staff, health care professionals and patients alike about the crucial role REAL demographic data collection plays in underscoring the quality of care and reducing disparities.

Inadequate training of registration staff and other key staff functions on how to effectively communicate with patients about the effort to collect REAL data.

Lack of knowledge about using the collected REAL data toward quality improvement and disparity reduction. This includes assessing whether disparities exist and understanding them, as well as designing effective improvement interventions.

**Attachment Q - Delivery System Reform Incentive Payments (DSRIP) Metrics**  
**Category 1 &2 – Infrastructure Development, Innovation & Redesign Improvement Projects**

To address these barriers, key next steps for public hospitals systems include developing tools, HIT protocols and training curricula to improve the collection and utilization of REAL data elements, which is the foundation for achieving significantly greater efficiency and cost-effectiveness in measuring equity of care, thus enabling the designs of more successful efforts to eliminate health care disparities.

**Palliative Care**

The main objective of health care in the U.S. is to keep patients healthy, and more importantly keep patients alive. Yet the same treatments that prolong life and restore health in one case may prolong dying and promote suffering in another. With the aging of the American population, and the steady growth in the number of people living with chronic illness, palliative care approaches have emerged in recent years to ease the prolonged pain and suffering associated with being severely ill and, ultimately, improves the inevitable experience of dying for patients and their families. It is estimated that 70% of people who experience chronic pain do so without adequate treatment. Symptoms such as anxiety, depression, shortness of breath, and fatigue are sometimes overlooked or ignored by health care professionals. In addition, caregivers of people with chronic or life-threatening illnesses often feel alone in their struggle to provide good care. Palliative care strives to deal with the many issues surrounding people who deal with life-threatening illnesses, and help them make critical decisions about end-of-life care.

Palliative Care developed during the 1960's as an attempt to adequately address some of the unmet needs of severely ill patients and their families. The central focus of the palliative care model is comprehensive, interdisciplinary care that provides medical, emotional, spiritual and practical support, palliative care helps patients feel better and remain more active and independent while providing control and dignity at a time when patients most need it. It is provided simultaneously with all other appropriate medical treatments, and is coordinated among all caregivers and specialists. A key feature of palliative care is its focus on the patient as well as the family. Terminal illness puts special stress on families, and having the right support can be very helpful. Talking about and planning for the future can help prepare a person and the person's family to make the best choices for everyone involved. Studies show that palliative care improves quality of life for seriously ill patients and consistently reduce symptom distress and improve patient and family satisfaction. Palliative care programs can also alleviate inpatient overcrowding, bed shortages and inappropriate use of intensive care unit beds.

Palliative care, when done right, improves the communication of all parties involved in the patient's care. This improved communication helps patients and their care teams determine the best course of care and the most appropriate settings of care, which in practice often results in providing less aggressive hospital treatment, and a smoother, timelier, and more coordinated transition to non-hospital settings of care.

A collaboration of the California Health Care Safety Net Institute (SNI), the University of California at San Francisco's Palliative Care Leadership Center (PCLC), and the California HealthCare Foundation, has established palliative care programs in two-thirds of California public hospitals, from only 21% before the initiative.



**Attachment Q - Delivery System Reform Incentive Payments (DSRIP) Metrics**  
**Category 1 &2 – Infrastructure Development, Innovation & Redesign Improvement Projects**

**Process Improvement in Health Care**

American health care has evolved over time, incorporating many innovations and technologies that have proven to be the most effective for providing high-quality care. Unfortunately, many processes and practices have not evolved as quickly, creating inefficient workflows that unnecessarily lengthen hospital visits. Patient waiting times, staff scheduling, space allocation, and inventory have historically been secondary considerations. Coupled with the fact that hospitals are serving more patients, providing more services, and addressing more quality issues, it's clear that heavy considerations need to be made to maximize efficiency and reduce costs, while still achieving the best clinical outcomes.

One way to achieve these goals is through the application of process improvement methods, such as Lean or management engineering, which are systematic processes for diagnosing and correcting problems in the delivery of care. They can improve care by increasing productivity, controlling costs, and reducing wait times for patients by streamlining work and patient flow, reducing waste, improvement staffing efficiency, improve patient-staff communications, and defining clinical requirements for continuous quality care.<sup>110</sup>

Developed by Toyota in the 1950s to strengthen automobile manufacturing infrastructure and maximize resources, **Lean** is an example of a management engineering approach now being adopted successfully by health care organizations to address a range of quality and operational issues. The Lean method, specifically, provides a range of techniques to create a more efficient and effective workplace by having smooth work flows and eliminating waste in time, effort, or resources. According to the California HealthCare Foundation report *Operations Improvement Methods: Choosing a Path for Hospitals and Clinics*<sup>111</sup> by David Belson, PhD, “Lean helps providers work toward a state of continuous improvement, whereby the product flows at the pull of the customer in pursuit of perfection.”

The entire focus of a successful Lean project is on the needs of the patient. This is done by applying the Japanese concept of “Kaizen”, or quick iterative experiments in change, along with Lean techniques to “create new work practices that improve care processes, eliminate waste, reduce ambiguity in work assignments, and solve problems.” These techniques can be summarized into three categories: using “Takt” time, developing a value stream map, and using “5-S”. Takt time defines the pace or rhythm necessary for smooth work flow and is calculated by the time required to complete a task by the quantity needed for the task. A value stream map is a diagram that identifies how work flows and shines a light on wasteful activities. And lastly, “5-S” (sort, set in order, shine, standardize, and sustain) operates under the notion that a well-organized workplace will be efficient. Used all together, waste is virtually eliminated from the continuum of care, while still keeping the quality intact.

To date, five public hospitals in California have incorporated Lean techniques into their systems to eliminate waste and to create a more patient-focused environment that supports timely delivery of treatment with optimum quality at the least cost. For example, Lean has been vital in

---

<sup>110</sup> See: *Operations Improvement Methods: Choosing a Path for Hospitals and Clinics* by David Belson, PhD: <http://www.chcf.org/publications/2007/12/improving-efficiency-management-engineering-comes-to-the-safety-net#ixzz1lumwfMFJ>

<sup>111</sup> [www.chcf.org/publications](http://www.chcf.org/publications)

**Attachment Q - Delivery System Reform Incentive Payments (DSRIP) Metrics**  
**Category 1 &2 – Infrastructure Development, Innovation & Redesign Improvement Projects**

reliably improving delivery discharge processes for congestive heart failure patients and reducing their preventable re-hospitalizations. These improvements have made a direct impact on CMS core measures scores, with plans to spread Lean methodology throughout their hospital systems.

**Attachment Q - Delivery System Reform Incentive Payments (DSRIP) Metrics**  
**Category 1 &2 – Infrastructure Development, Innovation & Redesign Improvement Projects**

**Rapid Medical Evaluation (RME)**

As the demand for emergency services grows, resources in emergency medicine are being stretched. This causes longer emergency department (ED) wait times, overcrowding, ambulance diversion, increased patient suffering and poor morale. Oftentimes patients ultimately leave the ED without being seen, which results in prolonged illness, prolonged pain, and an increased rate of subsequent hospitalization. California Emergency Physicians Medical Group (CEP) confronted rising patient volumes and limited space by reengineering the patient treatment process, developing the Rapid Medical Evaluation (RME) program. Created in 2002, RME is a proven methodology for reducing wait times by improving patient flow, improving care, and increasing patient satisfaction in the ED, the main tenant being bringing patients to providers as quickly as possible upon arrival to the ED.

Under RME, all patients can be seen in a timely manner, usually within 30 minutes of arrival. The treatment process is fluid, adjusting to ensure treatment is provided as quickly as possible. The process begins immediately, including an initial assessment, ordering of labs and X-rays, and in some cases, rapid discharge without utilizing an ED bed. Patients presenting to the ED are escorted immediately to an intake area staffed with a physician, a technician, and a unit clerk. A quick focused interview by the provider results in rapid assignment of patients into two groups depending on acuity and severity of their condition, based on a quick look rather than a full triage. The sicker group goes to the main emergency department for treatment. The less sick group may either be discharged (to home or to a medical home) or sent for lab or radiology studies. The benefits reported are quicker door-to-provider times, fewer patients leaving without being seen and increased revenue because of improved efficiencies.

**Reducing Readmissions**

Hospitalizations are costly, accounting for approximately 31 percent of total health care expenditures.<sup>112</sup> According to the Academy Health report *Reducing Hospital Readmissions* by Jenny Minott, multiple factors contribute to avoidable hospital readmissions, including poor quality care or poor transitions between different providers and care settings. Readmissions may also occur if patients are discharged from hospitals or other health care settings prematurely, are discharged to inappropriate settings, or do not receive adequate information or resources to receive progressive treatment. System factors also contribute to unplanned hospital readmissions, such as lack of coordinated care or poor communication and information exchange between inpatient and ambulatory providers. Additional data also indicates that the majority of readmissions are for medical services, rather than surgical procedures. Repeated hospital admissions also affect patient morale and leave them feeling lost and confused about the health care system and how to best manage their health.

Identifying and implementing best practices to reduce avoidable readmissions would likely improve quality, reduce unnecessary health care utilization and costs, promote patient-centered care, and increase value in the health care system. Moreover, as some individuals are at greater risk of readmission as a result of individual and/or cultural characteristics, care coordination targeted to particular groups of patients could reduce hospital readmission and may help eliminate disparities in health care.

---

<sup>112</sup> See Academy Health *Reducing Hospital Readmissions* report:  
[http://www.academyhealth.org/files/publications/Reducing\\_Hospital\\_Readmissions.pdf](http://www.academyhealth.org/files/publications/Reducing_Hospital_Readmissions.pdf).

**Attachment Q - Delivery System Reform Incentive Payments (DSRIP) Metrics**  
**Category 1 &2 – Infrastructure Development, Innovation & Redesign Improvement Projects**

A proven method for reducing avoidable readmissions is to improve transitional care, which ensures proper coordination and continuity of care as patients move between various locations or levels of care within one organization. A leading model for this work is **The Care Transitions Intervention™**, which has been adopted by over 170 leading health care organizations nationwide. Through this approach, Eric Coleman, MD, a nationally-recognized readmissions expert, says that there are four pillars that provide a core set of medical directions that the patient should have: medication self management, follow-up appointment with the primary care physician or specialist, a knowledge of "red flag" or warning signs of symptoms and how to respond to them, and a personal health record that is a portable core set of medical directions including a medication list and associated allergies, an advance directive, treatment preference, and room for patient questions and concerns.

In addition to these four pillars, studies show that care transitions intervention coaching can result in a significant reduction in 30-day hospital readmits, as well as a potential reduction in 90-day and 180-day readmits<sup>113</sup>. Care transitions coaches could help patients by modeling behavior to resolve discrepancies, respond to red flags and obtain a timely follow-up appointment, and also help the patient practice for their next encounter with his/her provider and identify two or three questions to discuss. Enhancing the role of patients and caregivers, measuring the quality and safety of care transitions, and using health information technology to promote safe care transitions also play a role in preventing avoidable readmissions. Over the past few years, California public hospitals have implemented and made important adaptations of various models to reduce avoidable admissions, from Dr. Coleman's Care Transitions Intervention to other models such as **Project RED**<sup>114</sup> or **Transforming Care at the Bedside**<sup>115</sup>. Four public hospitals have also successfully applied Lean to improve reliable delivery of discharge processes for congestive heart failure patients, showing steady progress in decreasing readmissions for CHF patients.

**Patient-Centered Care/Improving the Patient Experience**

The main goal of health care is to bring a sick patient to health. To this end, hospital and clinic staff are medically trained to diagnose physical symptoms and heal a patient's illness, and to alleviate any accompanying discomfort or pain. In this simplified sense, the assumption could be made that health care is ultimately patient-centered. However, health care involves much more than a 10-minute visit between a patient and their doctor. A patient's experience of health care begins with a patient trying to gain access to his or her health system, what information (or lack of) is delivered to them while waiting to be seen, the quality of the medical visit, knowledge of how to access other services related to their care, and clarity around post-visit care and medication, as well as a host of other potential interactions within the system of care. This series of interactions involve many *people* who deliver this care-- physicians, nurses, front-line staff, environmental service staff, and many others---so the *way* in which care is delivered affects the

---

<sup>113</sup> See *A Look at Care Transitions* article: <http://nashville.medicalnewsinc.com/reducing-unplanned-hospital-readmissions-cms-2426>.

<sup>114</sup> <http://www.ahrq.gov/news/kt/red/>

<sup>115</sup>

<http://www.ihl.org/IHI/Topics/MedicalSurgicalCare/MedicalSurgicalCareGeneral/ImprovementStories/TransformingCareattheBedsideinitiativePrototypephase.htm>

**Attachment Q - Delivery System Reform Incentive Payments (DSRIP) Metrics**  
**Category 1 &2 – Infrastructure Development, Innovation & Redesign Improvement Projects**

overall perception of the services received. And yet while the goal may be to heal patients, current practices and standards support the view that the “providers are the experts, family are visitors, and patients are body parts to be fixed.”<sup>116</sup> In this view, care then is centered more around the providers and current system structure rather than around the patient.

The way care is delivered not only matters to patients but has a direct impact on quality and patient safety. The Institute of Medicine’s 2001 report *Crossing the Quality of Chasm* identified patient-centeredness as an essential foundation for quality and patient safety.<sup>117</sup> In the report *Patients’ Satisfaction with Care and Quality of Care*, the research shows that hospitals that perform well on HCAHPS also have a higher performance on hospital quality standards.<sup>118</sup> A recent report published by Health Services Research also shows that patient experience indicators, such as response times and cleanliness, affect infection rates and other safety measures.<sup>119</sup> To add further complexity, recent findings indicate a direct link between the employee experience and the patient experience of care.

Because the patient experience spans every department within the health care system and the research on this subject is relatively new, there is limited evidence that would wholly support any one method for improving the overall patient experience. However, there is research available for targeted practices and departments that show possible improvement in HCAHPS scores. According to the Studer Group, the emergency department (ED) is a hospital’s major point of entry for patients, accounting for 50% of inpatient admissions nationally.<sup>120</sup> What’s more, patients admitted through the ED rated care “more negatively than those patients admitted through other avenues.” Using the Studer Group’s evidence-based leadership tactics modified for the ED setting, hospitals can improve and drive consistency in the patient experience.<sup>121</sup> Through this method, patients are kept informed of the plan of care and wait times, post-visit phone calls are conducted, and leadership is engaged in working effectively with their highest and lowest performing staff. In the outpatient setting, evidence points to the correlation between wait times and patient satisfaction where longer wait times were associated with lower patient satisfaction scores.<sup>122</sup> The report further found that “...time spent with the physician was the strongest predictor of patient satisfaction. The decrement in satisfaction associated with long waiting times is substantially reduced with increased time spent with the physician (5 minutes or more). Importantly, the combination of long waiting time to see the doctor and having a short doctor visit is associated with very low overall patient satisfaction.” Several improvement agencies employ various methods for reducing patient waiting times without reducing time spent with the provider (such as Patient Visit Redesign<sup>123</sup>) and for keeping patients informed of wait times.

---

<sup>116</sup> See *Patient Centered Care Improvement Guide*, Picker Institute and Planetree, October 2008.

<sup>117</sup> See *Patient Centered Care Improvement Guide*, Picker Institute and Planetree, October 2008.

<sup>118</sup> Jha, et al. *Patients’ Satisfaction with Care and Quality of Care*. New England Journal of Medicine. October 2008.

<sup>119</sup> Isaac, et al. *The Relationship Between Patients’ Perception of Care and Measures of Quality and Safety*. Health Services Research. August 2010.

<sup>120</sup> Studer, et al. *The HCAHPS Handbook*. Fire Starter Publishing. 2010.

<sup>121</sup> Baker *Excellence in the Emergency Department: How to Get Results..* Fire Starter Publishing. 2009.

<sup>122</sup> Anderson et al. *Willing to Wait?: The Influence of Patient Wait Time on Satisfaction with Primary Care*. BioMed Central Health Services. 2007.

<sup>123</sup> See [http://patientvisitredesign.com/about\\_redesign/index.html](http://patientvisitredesign.com/about_redesign/index.html).

**Attachment Q - Delivery System Reform Incentive Payments (DSRIP) Metrics  
Category 1 &2 – Infrastructure Development, Innovation & Redesign Improvement Projects**

In California's public hospital systems, improving the patient experience has become a top organizational priority. While individual systems are in the beginning stages of addressing the patient experience, others have been able to implement improvement activities to improve patient satisfaction. San Mateo Medical Center has made significant strides in improving their HCAHPS scores using Press Ganey survey tools and coaching to help drive improvement. Focusing on specific processes such as morning team huddles and noise reduction, San Mateo has seen their HCAHPS scores increase by 35-45%, which they have been able to maintain on a consistent basis.

## Appendix B: Example DSRIP Categories 1-2 Plan

The purpose of this document is to confirm agreement on the framework for Categories 1-2. In order to achieve this goal, below is one sample Categories 1-2 plan to demonstrate the following:

The categories into which projects fall (overall framework)

The orientation of projects in different categories toward common goals

The indirect, correlated linkages that exist amongst projects across Categories 1-3

Examples of the types of process measures include: milestones and metrics across the years

That all milestones will be measurable (all milestones must specify metrics or refer to recognized metrics)

The inter-relation of the projects, which taken together work to provide improved quality of care for patient populations

**Category 1:** Per the California Section 1115 Waiver Terms and Conditions, the purpose of Category 1: Infrastructure Development is “investments in technology, tools and human resources that will strengthen the organization’s ability to serve its population and continuously improve its services.” Therefore, this sample Public Hospital System A plan’s Category 1 includes infrastructure development, including investment in people, places, processes and technology. This category is foundational to the success of Categories 2-3. This plan describes how the Category 1 infrastructure development will enhance capacity to conduct, measure and report on quality/performance improvement, expand access to meet demand, and enable improved care with strong emphasis on building coordinated systems that promote preventive, primary care.

### Example Project: Increase Primary Care Capacity

**Goal:** Public Hospital System A’s primary care capacity is only able to serve about 70,000 patients annually, compared to an estimated demand of 90,000. Primary care capacity, resources, infrastructure, and technology are severely limited. Our goal is to be able to better treat the volume of patients who need primary care in the primary care setting, with limited wait times. In order to provide more preventive, primary, and chronic care in the primary care setting, it is critical to expand primary care capacity. This includes increased efficiencies to maximize the capacity Public Hospital System A already has, as well as adding capacity so that we can treat more patients. In order to do this, we propose to:

Expand Primary Care Clinic Hours; and

Re-Integrate Urgent Care Services into Primary Care Clinics, in order to significantly reduce the need for a dedicated same day provider to see urgent care patients because instead, primary care teams will be able to see their own patients with urgent care needs. Enhanced capacity for each primary care team to see its own patients with urgent and ongoing needs enhances care continuity. The reintegration of urgent care services into primary care will require intricate planning.

**Expected Result:** At least 90% of patients can get in to see their primary care team within 7 days as a result of expanding primary care capacity, including through expanded clinic hours and the reintegration of urgent care services into primary care.

**Related Projects:** Expanded primary care capacity also feeds into the expansion of medical homes and more organized care delivery, better prevention and management of chronic conditions, integrated physical-behavioral health care, and better utilization of health

California Bridge to Health Reform

Demonstration Approval Period: November 1, 2010 through October 31, 2015 unless otherwise specified

Amended June X, 2013

**Attachment Q - Delivery System Reform Incentive Payments (DSRIP) Metrics**  
**Category 1 &2 – Infrastructure Development, Innovation & Redesign Improvement Projects**

care resources. With expanded primary care capacity, more patients can have access to primary and preventive care, which increases opportunities to prevent disease and treat it early, and patients upon discharge can be scheduled for follow-up appointments and care at a primary care clinic, thereby reducing the risk and consequences of worsening health conditions.



**Attachment Q - Delivery System Reform Incentive Payments (DSRIP) Metrics**  
**Category 1 & 2 – Infrastructure Development, Innovation & Redesign Improvement Projects**

1. Example Project: Increase Primary Care Capacity					
Year 1	Year 2	Year 3	Year 4	Year 5	Related Projects
<p><b>Milestone:</b> Develop a plan to expand the hours of the primary care clinic to include evenings and weekends, as measured by (1) identification of current patient volume, (2) assessment of new patient waiting list, (3) development of plan to expand the hours, and (4) a plan to re-integrate urgent care services into primary care clinics.</p> <p><b>Metric:</b> Documentation of completion of all four items, including timeframes and</p>	<p><b>Milestone:</b> Implement a system to accommodate urgent care needs in at least 1 primary care clinic, as measured by achieving at least 15% of empaneled patients scheduled within 7 calendar days.</p> <p><b>Metric:</b> Third-Next-Available Appointment Available Within 7 Calendar Days: Number of Calendar days until third next available appointment.<sup>124</sup> The rate is an average, measured</p>	<p><b>Milestone:</b> Expand the hours of the clinic by at least 8 hours per week.</p> <p><b>Metric:</b> Documentation of new clinic hours.</p> <p><b>Milestone:</b> Implement a system to accommodate urgent care needs in at least 1 additional (2 total) primary care clinics, as measured by achieving at least 30% of empaneled patients scheduled within 7 calendar days.</p> <p><b>Metric:</b> Third-Next-Available Appointment Available Within 7 Calendar Days:</p>	<p><b>Milestone:</b> Expand the hours of the clinic by at least 16 hours per week.</p> <p><b>Metric:</b> Documentation of new clinic hours.</p> <p><b>Milestone:</b> Implement a system to accommodate urgent care needs in at least 1 additional (3 total) primary care clinics as measured by achieving at least 60% of empaneled patients scheduled within 7 calendar days.</p> <p><b>Metric:</b> Third-Next-Available Appointment Available Within 7 Calendar Days: Number of Calendar days until third next</p>	<p><b>Milestone:</b> Implement a system to accommodate urgent care needs in at least 1 additional (4 total) primary care clinics as measured by achieving at least 90% of empaneled patients scheduled within 7 calendar days.</p> <p><b>Metric:</b> Third-Next-Available Appointment Available Within 7 Calendar Days: Number of Calendar days until third next available appointment.</p>	<p>Expand Medical Homes (Cat. 2) – see pp. 6-7 Redesign Primary Care (Cat. 2) – see p. 8 Improve Screening Rates (Cat. 3) Improve Chronic Care Management and Outcomes (Cat. 3) Reduce Readmissions (Cat. 3)</p>

<sup>124</sup> Taken from the definition in white paper on whole system measures

**Attachment Q - Delivery System Reform Incentive Payments (DSRIP) Metrics**  
**Category 1 &2 – Infrastructure Development, Innovation & Redesign Improvement Projects**

submission of the proposed new clinic hours.	monthly, for all medical home clinics combined. It will be reported for the most recent month.	Number of Calendar days until third next available appointment.	available appointment.		
--	--	---	------------------------	--	--

Example Project: Enhanced Interpretation Services

**Goal:** At Public Hospital System A, 52% of patients speak a language other than English as their primary language. Effective communication is crucial to effective health care because patients need to understand their medications, interventions, and ongoing care. Public Hospital System A already begun work to make sure that all patients will receive equitable health care in their preferred language. This is a strategic priority because all patients should receive high-quality health care. As a safety net provider, it is a critical part of our mission to do so. Therefore, this project will improve communication between the patient and the provider so that patients can be more involved in their health care and better receive equitable health care. In this project, we are focusing on increasing patients’ access to qualified health care interpretation in a timely manner. As a member of the Health Care Interpreter Network (HCIN), which is a cooperative of California hospitals and health care providers sharing trained health care interpreters through an automated video/voice call center system, we can connect within seconds to an interpreter on the HCIN system. When a language is not available from an interpreter at one of the HCIN hospitals, the call connects automatically to a contracted telephonic language provider. HCIN provides interpretation for 170 languages, including American Sign Language (ASL), 24/7. By pooling hospital-based staff, routing calls from video devices and telephones, and linking to external interpreting resources, HCIN enables clinicians and front-end staff at every point of patient contact to reach an interpreter on demand at a very manageable cost. HCIN is an advanced, cost-effective, and innovative solution to language access needs. However, we know that the system is not always used when it could be. These “failure to utilize” situations are often related to inadequate training of personnel or insufficient access to the technology. We need to improve HCIN use among providers and staff and expand its video capacity to all medical home and specialty clinics, and all inpatient areas to improve communications between patients and providers so that patients are fully involved in their care, and so that providers are able to fully understand their patients’ health care needs.

**Expected Result:** Expanded health care interpretation so that patients can receive instantaneous interpretation from a qualified health care interpreter, as evidenced by at least 1,500 qualified health care interpreter encounters per month, which is the estimated approximate current need.

**Related Projects:** Better communication between patients and providers can reduce medical and medication errors, help better solve health-related issues, empower patients to manage their conditions, and reduce the possibility of complications and readmissions. Effective patient-provider communication is integral to high-quality care and a key measure of patient-centeredness and cultural competency.

**Attachment Q - Delivery System Reform Incentive Payments (DSRIP) Metrics**  
**Category 1 &2 – Infrastructure Development, Innovation & Redesign Improvement Projects**

<u>2. Example Project: Enhanced Interpretation Services</u>					
Year 1	Year 2	Year 3	Year 4	Year 5	Related Projects
<p><b>Milestone:</b> Develop a plan to expand the video use of HCIN to all patient care areas within the hospital and its outpatient clinics</p> <p><b>Metric:</b> Documentation of plan, including workplan and timelines.</p>	<p><b>Milestone:</b> Conduct a gap analysis to determine HCIN hardware and training needs</p> <p><b>Metric:</b> Report the results of the gap analysis.</p>	<p><b>Milestone:</b> Provide at least 1,000 qualified health care interpreter encounters per month<sup>125</sup></p> <p><b>Metric:</b> Average number of HCIN plus in-person interpreter encounters recorded per month.</p>	<p><b>Milestone:</b> Provide at least 1,200 qualified health care interpreter encounters per month</p> <p><b>Metric:</b> Average number of HCIN plus in-person interpreter encounters recorded per month.</p>	<p><b>Milestone:</b> Provide at least 1,500 qualified health care interpreter encounters per month</p> <p><b>Metric:</b> Average number of HCIN plus in-person interpreter encounters recorded per month.</p>	<p>Reduce Readmissions (Cat. 3)</p> <p>Improve Chronic Care Management and Outcomes (Cat. 3)</p>

Example Project: Collection of Accurate Race, Ethnicity, and Language (REAL) Data to Reduce Disparities

**Goal:** Public Hospital System A’s patients are diverse: 58.5% are Hispanic/Latino, 14.7% are White, 4.9% are Black, 9.3% are Asian, and 12.6% Other. While Public Hospital System A may presume that health care disparities might exist, we are an enterprise that believes in using data to drive quality improvement. Therefore, we believe it is imperative to stratify quality data, such as clinical outcomes and interventions, by race, ethnicity and language (“REAL data”) so that we know the facts of where disparities exist. By having this knowledge, we will be able to target improvements in health care equity appropriately and effectively, and measure our progress along the way. Providing equitable care is critical to getting patients engaged in their care – every patient, regardless of who they are, deserves high quality health care. It is likely that race, ethnicity and language disparities exist both in accessing and receiving care; however, we have unreliable data by which to identify them. Therefore, it is our goal to develop the ability to: (1) Collect patient demographic data in a way that can be compared to quality and health outcomes data; (2) Stratify patient demographic

<sup>125</sup> The number of qualified health care interpreter encounters per month, based on one of the reporting months within the prior year. "Qualified health care interpreter" is defined as one who has: 1) been trained in healthcare interpreting; 2) adheres to the professional code of ethics and protocols of healthcare interpreters; 3) is knowledgeable about medical terminology; and, 4) can accurately and completely render communication from one language to another. This definition can be found in the California Health Care Safety Net Institute's *Straight Talk: Model Hospital Policies and Procedures on Language Access* <<http://www.safetynetinstitute.org/content/upload/AssetMgmt/Site/StraightTalkFinal.pdf>>.

**Attachment Q - Delivery System Reform Incentive Payments (DSRIP) Metrics**  
**Category 1 & 2 – Infrastructure Development, Innovation & Redesign Improvement Projects**

data by outcomes to identify disparities; and (3) Engage in quality improvement projects to reduce health care disparities that have been identified.

**Expected Result:** Data is available to identify disparities for at least 90% of patients.

**Related Projects:** Reducing disparities in health care will support improved care for a multitude of Categories 3-4 projects through the provision of equitable health care.

3. Example Project: Collection of Accurate Race, Ethnicity, and Language (REAL) Data to Reduce Disparities					
Year 1	Year 2	Year 3	Year 4	Year 5	Related Projects
<p><b>Milestone:</b> Develop a plan to stratify patient outcomes and quality measures by patient demographic information such as race, ethnicity, gender, primary language, and literacy level (“REAL data”) in order to identify potential health care disparities and develop strategies to facilitate equitable health care outcomes</p>	<p><b>Milestone:</b> Establish data stratification and comparison processes for capturing accurate REAL data and linking it to quality data, including designating specified data fields for REAL data recording <b>Metric:</b> Documentation of established processes, including workplan and timelines.</p>	<p><b>Milestone:</b> At least 70% of unique patients have the designated REAL data fields recorded as structured data <b>Metric:</b> The percent of patients with Race, Ethnicity and Language (REAL) fields identified in the Electronic Health Record (EHR) <b>Numerator:</b> Number of unique patients with designated REAL data fields recorded <b>Denominator:</b> Number of total unique patients</p>	<p><b>Milestone:</b> At least 80% of unique patients have the designated REAL data fields recorded as structured data <b>Metric:</b> The percent of patients with Race, Ethnicity and Language (REAL) fields identified in the Electronic Health Record (EHR) <b>Numerator:</b> Number of unique patients with designated REAL data fields recorded <b>Denominator:</b> Number of total unique patients</p>	<p><b>Milestone:</b> At least 90% of unique patients have the designated REAL data fields recorded as structured data <b>Metric:</b> The percent of patients with Race, Ethnicity and Language (REAL) fields identified in the Electronic Health Record (EHR) <b>Numerator:</b> Number of unique patients with designated REAL data fields recorded <b>Denominator:</b> Number of total unique patients  <b>Milestone:</b> Perform REAL data analysis and identify at least 2 specific</p>	<p>Reduce Readmissions (Cat. 3) Improve Screening Rates (Cat. 3) Improve Chronic Care Management and Outcomes (Cat. 3) Expand Medical Homes (Cat. 2) – see pp. 6-7 Redesign Primary Care (Cat. 2) – see p. 8</p>

**Attachment Q - Delivery System Reform Incentive Payments (DSRIP) Metrics**  
**Category 1 & 2 – Infrastructure Development, Innovation & Redesign Improvement Projects**

3. Example Project: Collection of Accurate Race, Ethnicity, and Language (REAL) Data to Reduce Disparities					
Year 1	Year 2	Year 3	Year 4	Year 5	Related Projects
<b>Metric:</b> Documentation of plan, including workplan and timelines.				health care disparities <b>Metric:</b> Report the results of the analysis and provide documentation of the workplan, including timelines, to address and reduce the disparities	

**Category 2:** Per the Waiver Terms and Conditions, the purpose of Category 2 Innovation and Redesign is “investments in new and innovative models of care delivery (e.g., Medical Homes) that have the potential to make significant, demonstrated improvements in patient experience, cost and disease management.” Therefore, this sample Public Hospital System A plan’s Category 2 includes the piloting, testing, and spreading of innovative care models. Public Hospital System A’s patient population experiences significant challenges associated with poverty, such as psychosocial barriers to health and multiple concurrent medical conditions. Public Hospital System A has had to get very creative to address the needs of the patient population with extremely limited resources. Public Hospital System A needs to further refine these innovations, test new ways of meeting the needs of our target populations, and disseminate learnings in order to spread promising practices.

Example Project: Expand Medical Homes

**Goal:** Only 20,000 of our patients are assigned to medical homes: thereby missing opportunities to provide better care through improved prevention screenings and routine primary and chronic care. Only about 60% of our providers are organized as care teams, while the remaining is still functioning in a more traditional approach. Only 1 of our 6 primary care adult clinics is organized as a medical home. We want to make sure the medical home model is embedded within our care delivery model so that all patients can receive the right care in the right place at the right time. This is a strategic priority for Public Hospital System A because by providing more patients with coordinated care services grounded in their primary care medical homes, patients can stay healthier, thereby reducing avoidable ED visits, admissions, and readmissions. Patients will receive this care in a proactive, planned manner so that they can receive evidence-based interventions. In 2007, Public Hospital System A opened a new primary care clinic, which piloted many components of what we believe should be spread and sustained throughout our primary care clinics. This initiative included comprehensive clinic redesign through which we implemented:

Medical home team-based care,

Expanded staff roles,

Performance outcomes measurement,

Effective use of health information technology (IT),

Coordination of care with support staff, and

Health promotion and education.

For example, staff includes nutritionists, social workers, community health workers and therapists. Services include group visits, case management, telephone outreach and home-health care. Team communication methods are in-person, via conference calls and other methods, including email and written reports. Public Hospital System A has piloted the medical home model, but needs to spread it throughout the hospital system. Right now, some primary care clinics are utilizing some components of these models, but not necessarily all. For example, while most clinics make some attempt to empanel patients, there is variation in the rigor of this process and inconsistency in commitment to scheduling patients with their designated care team.

**Expected Result:** At least 90% of eligible patients are assigned to primary care teams serving as their medical homes (increasing from 20,000 empaneled patients to 30,000 empaneled patients, an increase of 10,000 empaneled patients or a 50% improvement). Care teams actively manage their patient panel so that patients are reminded of services needed and receive coordinated care rooted in a primary care setting. Patients know the professionals on their care team and establish trusting, ongoing relationships to reinforces a continuity of care.

**Related Projects:** By spreading the medical home model to all of our primary care clinics in order to be able to empanel tens of thousands of patients comprehensively and systemically, we can make a real difference in the experience, results and cost of health care.

4. Example Project: Expand Medical Homes					
Year 1	Year 2	Year 3	Year 4	Year 5	Related Projects
<p><b>Milestone:</b> Develop and submit a plan, in conjunction with the Health Plan of County A, to empanel patients to primary care teams serving as medical homes to coordinate patients' health care needs. The system will include (1) restructuring staff ; (2) utilizing information services technology to track the assignment of patients; and (3) designation of staff to actively manage patient panels.</p> <p><b>Metric:</b> Documentation of completion of all three items, including timeframes and submission of the proposed expansion of the system to</p>	<p><b>Milestone:</b> At least 65% of eligible patients will be assigned to medical homes</p> <p><b>Metric:</b> Medical Home Assignment</p> <p><b>Numerator:</b> Number of eligible patients assigned to a primary care provider</p> <p><b>Denominator:</b> Number of eligible patients (patients seen at the same primary care clinic at least twice in last</p>	<p><b>Milestone:</b> At least 70% of eligible patients will be assigned to medical homes</p> <p><b>Metric:</b> Medical Home Assignment</p> <p><b>Numerator:</b> Number of eligible patients assigned to a primary care provider</p> <p><b>Denominator:</b> Number of eligible patients (patients seen at the same primary care clinic at least twice in last</p>	<p><b>Milestone:</b> At least 75% of eligible patients will be assigned to medical homes</p> <p><b>Metric:</b> Medical Home Assignment</p> <p><b>Numerator:</b> Number of eligible patients assigned to a primary care provider</p> <p><b>Denominator:</b> Number of eligible patients (patients seen at the same primary care clinic at</p>	<p><b>Milestone:</b> At least 90% of eligible patients will be assigned to medical homes</p> <p><b>Metric:</b> Medical Home Assignment</p> <p><b>Numerator:</b> Number of eligible patients assigned to a primary care provider</p> <p><b>Denominator:</b> Number of eligible patients (patients seen at the same primary care clinic at least twice in last 12</p>	<p>Improve Preventive Screening Rates (Cat. 3)</p> <p>Improve Chronic Care Outcomes (Cat. 3)</p> <p>Reduce Readmissions (Cat. 3)</p>

California Bridge to Health Reform

Demonstration Approval Period: November 1, 2010 through October 31, 2015 unless otherwise specified

Amended June X, 2013

<p>empanel patients.</p> <p><b>Milestone:</b> At least 60% of eligible patients<sup>126</sup> will be assigned to medical homes</p> <p><b>Metric:</b> Medical Home Assignment. To reap the full benefits of the medical home, a patient must have a consistent care team that they can rely on both for routine preventative care and for their urgent medical needs.</p> <p><b>Numerator:</b> Number of eligible patients assigned to a primary care provider</p> <p><b>Denominator:</b> Number of eligible patients (patients seen at the same primary care clinic at least twice in last 12 months)</p>	12 months)	12 months)	least twice in last 12 months)	months)	<p><b>Milestone:</b> Report shared learnings of the medical home model, and any findings related to impact on improved health, experience and cost</p>
--	------------	------------	--------------------------------	---------	--

Example Project: Primary Care Redesign

**Goal:** We currently have about 1,800 patients waiting for primary care medical home appointments. It may be difficult for the patient to get a primary care appointment in a timely manner due to traditional office hours and the practice of medicine structured around the physician, not around the patient. In order to address this challenge, Public Hospital System A will redesign primary care to achieve increased efficiencies to maximize the capacity we already have. This plan seeks to build upon work we have started to standardize clinic-level data across Public Hospital System A so that we can better understand cycle time, wait times for primary care, and patient satisfaction. In order to do this, we propose to: (1) Build internal capacity with the resources we already have through implemented efficiencies that will reduce primary care cycle times, patient no-show rates, and days to third next available appointments; and (2) Implement the Patient Centered Scheduling Model so that patients can get in to see their primary care team when needed and when it

<sup>126</sup> An “eligible patient” for the purposes of this section of this proposal is a patient seen by his or her primary care provider team at least twice within the last 12 months.



is convenient for the patient to enable expanded access to primary care. Historically at Public Hospital System A, patient appointment “no-show” rates have been as high as 30%.

**Expected Result:** Patient “no-show” to appointment rate is less than 10% as a result of improved access when it is convenient for the patient, and due to establishing an ongoing relationship with his/her care team that reinforces continuity of care.

**Related Projects:** With increased access to primary care, patients are better able to receive preventive, primary and ongoing care, developing a continuity of care with their primary care team.

5. Example Project: Primary Care Redesign					
Year 1	Year 2	Year 3	Year 4	Year 5	Related Projects
<p><b>Milestone:</b> Develop a plan to build capacity into primary care team schedules, including use of the Patient Centered Scheduling Model and resourcing and training staff in order to reduce patient appointment “no-show” rates</p> <p><b>Metric:</b> Documentation of the plan, including</p>	<p><b>Milestone:</b> Achieve at least a 25% or lower patient no-show rate for primary care medical homes<sup>127</sup> due to enhanced continuity of care and lasting relationships established between the provider and the patient</p> <p><b>Metric:</b> No-show rate</p>	<p><b>Milestone:</b> Achieve at least a 12% or lower patient no-show rate for primary care medical homes</p> <p><b>Metric:</b> No-show rate</p> <p><b>Numerator:</b> Number of patients who missed an appointment in a medical home session</p> <p><b>Denominator:</b> Number of patients scheduled for each</p>	<p><b>Milestone:</b> Achieve at least a 10% or lower patient no-show rate for primary care medical homes</p> <p><b>Metric:</b> No-show rate</p> <p><b>Numerator:</b> Number of patients who missed an appointment in a medical home session</p> <p><b>Denominator:</b></p>	<p><b>Milestone:</b> Maintain 10% or lower patient no-show rate for primary care medical homes in order to demonstrate sustainability of the improvement for at least 4 consecutive quarters</p> <p><b>Metric:</b> No-show rate</p> <p><b>Numerator:</b> Number of patients who missed an</p>	<p>Improve Preventive Screening Rates (Cat. 3)</p> <p>Improve Chronic Care Outcomes (Cat. 3)</p> <p>Reduce Readmissions (Cat. 3)</p>

<sup>127</sup> For this and other milestones using this measure, measurement is determined based on the percentage of the patients scheduled for each session who did not show up for their medical home visit. The rate is an average measured monthly. This measurement would be based on the most recent reporting month.

workplan and timeframes.	<b>Numerator:</b> Number of patients who missed an appointment in a medical home session <b>Denominator:</b> Number of patients scheduled for each session	session	Number of patients scheduled for each session	appointment in a medical home session <b>Denominator:</b> Number of patients scheduled for each session	
--------------------------	---	---------	---	---	--

Example Project: Increase Quality/Efficiency through Application of Lean Process Improvement Methodology

**Goal:** The ultimate goal is that care throughout the system is: Safe – no harm; Effective – prevent disease and complications and minimize suffering, disability, and death; Efficient – the right care, without waste; Patient-Centered – informed, involved, educated, relieved of pain and suffering; Timely – without unwanted delay; and Equitable – the right care for ALL. In an effort to continue to provide high quality services to those needing care, Public Hospital System A has piloted a restructuring of its limited resources, including increasing efficiencies, eliminating waste and redundancies and improving quality, and shifting utilization of staff to be more focused on value-added activities. Our goal is to spread this work throughout the system. Lean work includes identifying value-added and non-value-added activities, fostering an organizational culture with a commitment to continuous quality improvement, and involving all relevant staff in helping to redesign processes to improve quality and flow and reduce waste. By providing safer, higher quality care, patients’ health outcomes may improve, along with their experience of the care.

**Expected Result:** Higher quality, more efficient patient care by implementing 12 Lean Kaizen events over five years to gain efficiencies and reduce waste and redundancies. Since this project is innovative and redesign-oriented, we will be reporting whether quality and efficiency are impacted and we will be sharing our learnings.

**Related Projects:** Reduce 30-day all-cause readmissions for target clinical conditions and/or improve performance on CMS processes of care measures. The intention of more value-added work is also higher quality care, and Lean has been used as an effective method to focus on making impacts on patients’ health and experience.

<b>6. Example Project: Increase Quality/Efficiency through Application of Lean Process Improvement Methodology</b>					
Year 1	Year 2	Year 3	Year 4	Year 5	Related Projects

<p><b>Milestone:</b> Develop target for annual cost avoidance based on goal for reducing avoidable readmissions, and the capacity to measure progress toward the target.</p> <p><b>Metric:</b> Documentation of the establishment of the metric and a methodology to measure progress made toward the target over the course of the five years.</p>	<p><b>Milestone:</b> Implement at least 3 Lean Kaizen rapid performance improvement events in at least 2 areas and train at least 5 providers and at least 10 staff.</p> <p><b>Metric:</b> Documentation that all of the steps included in the cycle of Kaizen were performed: Standardized an operation Measured the standardized operation (cycle time and amount of in-process inventory) Gauged measurements against requirements Innovated to meet requirements and increase productivity Standardized the new, improved operations Continued the cycle</p>	<p><b>Milestone:</b> Implement at least 3 additional Lean Kaizen rapid performance improvement events in at least 1 additional area and train at least 10 providers and 10 additional staff.</p> <p><b>Metric:</b> # of Lean Kaizen rapid performance improvement events per measurement indicated in Year 2.</p>	<p><b>Milestone:</b> Implement at least 3 additional Lean Kaizen rapid performance improvement events in at least 2 additional areas and train at least 5 additional providers and at least 10 additional staff.</p> <p><b>Metric:</b> # of Lean Kaizen rapid performance improvement events per measurement indicated in Year 2.</p>	<p><b>Milestone:</b> Produce final report for costs for hospitalization for chosen specific primary diagnoses clinical conditions. Share the learnings from this redesign process toward improved quality, increased efficiency.</p> <p><b>Metric:</b> Submission of numerator and denominator established in Year 1, and comparison to the baseline and the target.</p>	<p>Reduce Readmissions (Cat. 3) Improve Quality (Cat. 3)</p>
---	--	---	---	--	--

## **I. Introduction**

As defined within these California Section 1115 Demonstration STCs, the purpose of Category 3: Population-focused Improvement is to provide “investments in enhancing care delivery for the 5-10 highest burden (morbidity, cost, prevalence, etc.) conditions in public hospital systems for the population in question. Examples of such initiatives drawn from the CAPH hospitals’ initial proposals are: A. Improved Diabetes Care Management and Outcomes; B. Improved Chronic Care Management and Outcomes; C. Reduction of Readmissions; and D. Improved Quality (with attention to reliability and effectiveness, and targeted to particular conditions or high-burden problems).”

The measure set below for Category 3 includes measures that are:  
Aligned with the low-income, Medicaid, and uninsured population in question;  
Identified as high priority given the health care needs and issues of the patient population served by DPH systems; and  
Viewed as valid health care indicators to inform and fuel improvements in population health within the health care safety net.

## **II. Category 3 Structure**

Each DPH system plan will include each required measure listed below as milestones in the 5-year plan.

Each DPH system plan will include Category 3 milestones for DY 7-10, as specified per domain below.

With the Category 3 emphasis on the reporting of population health measures to gain information and understanding on the health status of key populations and to build the capacity for reporting on a comprehensive set of population health metrics, DPH systems will measure and report on the below measures within each of the below five domains, but will not have milestones associated with the achievement of specific improvements.

## **III. Category 3 Reporting of Data Measures – Five Domains:**

### **Patient/Care Giver (CG) Experience**

All of the CG Consumer Assessment of Healthcare Providers and Systems (CAHPS) questions included for the themes listed below are required to be included in DPH system plans for DY 8-10. For DY 8 only, data from the last 2 quarters of the demonstration year shall suffice to meet the DY 8 reporting requirement to allow for DPH systems to put in place CG CAHPS and the related data and logistics. Full demonstration year data for DY 9 and 10 is required.

Data Source: CG CAHPS<sup>128</sup>

Each CG CAHPS theme includes a standard set of questions. The following CG CAHPS’ themes will be reported on:

Getting Timely Appointments, Care, and Information  
How Well Doctors Communicate With Patients

---

<sup>128</sup> See: [http://www.cahps.ahrq.gov/cahpskit/files/309-4\\_CG\\_Reporting\\_Measures\\_4pt.pdf](http://www.cahps.ahrq.gov/cahpskit/files/309-4_CG_Reporting_Measures_4pt.pdf)

California Bridge to Health Reform

Demonstration Approval Period: November 1, 2010 through October 31, 2015 unless otherwise specified  
Amended June X, 2013

Helpful, Courteous, and Respectful Office Staff

Patients' Rating of the Doctor

Shared Decision making

The reporting of the measures must be limited to ambulatory care clinics only.

Care Coordination

DPH system plans must include 2 measures in DY 7 (#6 - 7) and all measures in DY 8-10:

Potential Inpatient Data Sources: Inpatient discharge diagnoses, hospital computer system, medical records, claims, registry and/or ambulatory care EMR (if available)

Measurement: The data for measurement will be extracted from one of the following ambulatory care data sources:

Manually, using a sampling approach;<sup>129</sup>

A registry with a minimum of 325 patient records system-wide to align with the number of records needed for statistical sampling. All applicable patient records will be reported (not a sample).

A data warehouse;

A practice management system; or

An electronic medical record (EMR)

Diabetes, short-term complications (derived from AHRQ Prevention Quality Indicator (PQI) #1)<sup>130</sup>

**Metric:**

**Numerator:** All inpatient discharges from the DPH system of patients age 18 – 75 years<sup>131</sup> with ICD-9-CM principal diagnosis code for short-term complications (ketoacidosis, hyperosmolarity, coma) within the demonstration year reporting period who have visited the DPH system primary care clinic(s) two or more times in the past 12 months

**Denominator:** Number of patients age 18 – 75 years with diabetes who have visited the DPH system primary care clinic(s) two or more times in the past 12 months

Uncontrolled Diabetes (derived from AHRQ Prevention Quality Indicator (PQI) #14)<sup>132</sup>

**A. Metric:**

**Numerator:** All inpatient discharges from the DPH system of patients age 18 – 75 years with ICD-9-CM principal diagnosis code for uncontrolled diabetes, without mention of a short-term or long-term complication within the demonstration year reporting period who have visited the DPH system primary care clinic(s) two or more times in the past 12 months

**Denominator:** Number of patients age 18 – 75 years with diabetes who have visited the DPH system primary care clinic(s) two or more times in the past 12 months

Congestive Heart Failure (derived from AHRQ Prevention Quality Indicator (PQI) #8)<sup>133</sup>

**A. Metric:**

**Numerator:** All inpatient discharges from the DPH system of patients age 18 years and older with ICD-9-CM principal diagnosis code for CHF within the demonstration year reporting period who have visited the DPH system primary care clinic(s) two or more times in the past 12 months

---

<sup>129</sup> See Appendix A: Sampling Approach

<sup>130</sup> Derived from:

<http://www.qualitymeasures.ahrq.gov/content.aspx?id=15408&search=Diabetes+Mellitus%2C+Type+1>

<sup>131</sup> Age 18-75 is how HEDIS defines eligible diabetics.

<sup>132</sup> Derived from: <http://www.qualitymeasures.ahrq.gov/content.aspx?id=15425>

<sup>133</sup> Derived from: <http://www.qualitymeasures.ahrq.gov/content.aspx?id=15419>

**Denominator:** Number of patients age 18 years and older who have visited the DPH system primary care clinic(s) two or more times in the past 12 months  
Chronic Obstructive Pulmonary Disease (derived from AHRQ Prevention Quality Indicator (PQI) #5)<sup>134</sup>

**A. Metric:**

**Numerator:** All inpatient discharges from the DPH system of patients age 18 years and older with ICD-9-CM principal diagnosis code for COPD within the demonstration year reporting period who have visited the DPH system primary care clinic(s) two or more times in the past 12 months

**Denominator:** Number of patients age 18 years and older with COPD who have visited the DPH system primary care clinic(s) two or more times in the past 12 months

Patient Safety

Category 4 shall deem to meet this domain.

Preventive Health

DPH system plans must include 2 measures in DY 7 (#10-11) and all measures in DY 8-10:

Data Source: Registry, ambulatory care EMR, practice management system, and/or another data source as specified by the DPH system

Measurement: The data for measurement will be extracted from one of the following sources:

Manually, using a sampling approach;<sup>135</sup>

A registry with a minimum of 325 patient records system-wide to align with the number of records needed for statistical sampling. All applicable patient records will be reported (not a sample);

A data warehouse;

A practice management system; or

An electronic medical record (EMR)

Mammography Screening for Breast Cancer<sup>136</sup>

**A. Metric:**

**Numerator:** All female patients age 50 – 74 years<sup>137</sup> who had a mammogram to screen for breast cancer within 24 months who have visited the DPH system primary care clinic(s) two or more times in the past 12 months

**Denominator:** Number of female patients age 50 – 74 years who have visited the DPH system primary care clinic(s) two or more times in the past 12 months

Influenza Immunization<sup>138</sup>

**A. Metric:**

---

<sup>134</sup> Derived from: <http://www.qualitymeasures.ahrq.gov/content.aspx?id=9041>

<sup>135</sup> See Appendix A: Sampling Approach

<sup>136</sup> Derived from: <http://www.qualitymeasures.ahrq.gov/content.aspx?id=14620>

<sup>137</sup> The age range as per the U.S. Preventive Services Task Force:  
<http://www.uspreventiveservicestaskforce.org/uspstf/uspsbrca.htm>.

<sup>138</sup> Derived from: <http://www.qualitymeasures.ahrq.gov/content.aspx?id=14991>

**Numerator:** All patients age 50 and older who received an influenza immunization during the flu season (September through February) who have visited the DPH system primary care clinic(s) two or more times in the past 12 months

**Denominator:** Number of patients age 50 and older who have visited the DPH system primary care clinic(s) two or more times in the past 12 months

Child Weight Screening

**A. Metric:**

**Numerator:** All patients age 2 – 18 years with a calculated BMI documented in the medical record within the demonstration year reporting period who have visited the DPH system primary care clinic(s) two or more times in the past 12 months

**Denominator:** Number of patients age 2 – 18 years who have visited the DPH system primary care clinic(s) two or more times in the past 12 months

Pediatrics Body Mass Index (BMI)<sup>139</sup>

**A. Metric:**

**Numerator:** All patients age 2 – 18 years with a BMI above the 85th percentile within the demonstration year reporting period who have visited the DPH system primary care clinic(s) two or more times in the past 12 months

**Denominator:** Number of patients age 2 – 18 years who have visited the DPH system primary care clinic(s) two or more times in the past 12 months

Tobacco Cessation<sup>140</sup>

**A. Metric:**

**Numerator:** Number of patients 18 years and older who screened positive for tobacco use and who received or were referred to cessation counseling within the demonstration year reporting period who have visited the DPH system primary care clinic(s) two or more times in the past 12 months

**Denominator:** Number of patients 18 years and older who screened positive for tobacco use who have visited the DPH system primary care clinic(s) two or more times in the past 12 months

### At-Risk Populations

DPH system plans must include 2 measures in DY 7 (#15-16) and all measures in DY 8-10. For measures #20-21, in DY 8, DPH systems will report a minimum of two quarters of data (not a full year's worth of data) to provide more time to further develop their ability to do the reporting, develop the reporting processes, test the processes, and work out the reporting and data challenges that come with reporting a new measure:

Data Source: Registry, ambulatory care EMR, practice management system, and/or another data source as specified by the DPH system

Measurement: The data for measurement will be extracted from one of the following sources:

Manually, using a sampling approach;<sup>141</sup>

A registry with a minimum of 325 patient records system-wide to align with the number of records needed for statistical sampling. All applicable patient records will be reported (not a sample);

---

<sup>139</sup> Please reference:

[http://www.cdc.gov/healthyweight/assessing/bmi/childrens\\_bmi/about\\_childrens\\_bmi.html](http://www.cdc.gov/healthyweight/assessing/bmi/childrens_bmi/about_childrens_bmi.html)

<sup>140</sup> Derived from: <http://qualitymeasures.ahrq.gov/content.aspx?id=14635>

<sup>141</sup> See Appendix A: Sampling Approach



A data warehouse;  
A practice management system; or  
An electronic medical record (EMR)

Diabetes Mellitus: Low Density Lipoprotein (LDL-C) Control (<100 mg/dl)<sup>142</sup>

**A. Metric:**

**Numerator:** All patients age 18 – 75 years with diabetes mellitus who had most recent LDL-C level in control (less than 100 mg/dl) within the demonstration year reporting period who have visited the DPH system primary care clinic(s) two or more times in the past 12 months

**Denominator:** Number of patients age 18 – 75 years with diabetes mellitus who have visited the DPH system primary care clinic(s) two or more times in the past 12 months

Diabetes Mellitus: Hemoglobin A1c Control (<8%)<sup>143</sup>

**A. Metric:**

**Numerator:** All patients age 18 – 75 years with diabetes whose most recent hemoglobin A1c level is in control (<8%) within the demonstration year reporting period who have visited the DPH system primary care clinic(s) two or more times in the past 12 months

**Denominator:** Number of patients age 18 – 75 years with diabetes who have visited the DPH system primary care clinic(s) two or more times in the past 12 months

30-Day Congestive Heart Failure Readmission Rate

**A. Metric:**

**Numerator:** All patients age 18 years and older who experience a readmission for related conditions within 30 days of discharge for an original admission with ICD-9-CM principal diagnosis code for CHF within the demonstration year reporting period who have visited the DPH system primary care clinic(s) two or more times in the past 12 months<sup>144</sup>

**Denominator:** Number of patients age 18 years and older with CHF who have visited the DPH system primary care clinic(s) two or more times in the past 12 months<sup>145</sup> and had an admission

Hypertension (HTN): Blood Pressure Control (<140/90 mmHg)

**A. Metric:**

**Numerator:** Number of patients age 18 – 75 years with a diagnosis of hypertension with the most recent blood pressure level (in clinic or with ambulatory blood pressure monitoring) in control (less than 140/90 mmHg) within the demonstration year reporting period who have visited the DPH system primary care clinic(s) two or more times in the past 12 months

**Denominator:** Number of patients age 18 – 75 years with a diagnosis of hypertension who have visited the DPH system primary care clinic(s) two or more times in the past 12 months

Pediatrics Asthma Care<sup>146</sup>

---

<sup>142</sup> Derived from: [http://www.hmohelp.ca.gov/healthplans/gen/gen\\_rci.aspx](http://www.hmohelp.ca.gov/healthplans/gen/gen_rci.aspx)

<sup>143</sup> Derived from: [http://www.hmohelp.ca.gov/healthplans/gen/gen\\_rci.aspx](http://www.hmohelp.ca.gov/healthplans/gen/gen_rci.aspx)

<sup>144</sup> Exclusion: planned readmissions (for example, chemotherapy schedule, radiation, rehab, planned surgery, renal dialysis, blood transfusions). “Related conditions” will be defined consistently for all DPH systems, (e.g., 402.01, 402.11, 402.91, 404.01, 404.03, 404.11, 404.13, 404.91, 404.93 and 428.XX).

<sup>145</sup> Exclusions: labor and delivery, transfers to another acute care hospital, patients who die before discharge

<sup>146</sup> Derived from: <http://qualitymeasures.ahrq.gov/content.aspx?id=23966&search=asthma> and [http://www.nhlbi.nih.gov/guidelines/asthma/08\\_sec4\\_lt\\_0-11.pdf](http://www.nhlbi.nih.gov/guidelines/asthma/08_sec4_lt_0-11.pdf). Exclusions include: Patients diagnosed

#### **A. Metric:**

**Numerator:** Number of patients age 5 – 18 with persistent asthma who were prescribed at least one controller medication for asthma therapy within the demonstration year reporting period who have visited the DPH system primary care clinic(s) two or more times in the past 12 months

**Denominator:** Number of patients age 5 – 18 with persistent asthma who have visited the DPH system primary care clinic(s) two or more times in the past 12 months

Optimal Diabetes Care Composite (Minnesota Community Measurement as adopted by the National Quality Forum)<sup>147</sup>

**A. Metric:** The percentage of adult diabetes patients who have optimally managed modifiable risk factors with the intent of preventing or reducing future complications associated with poorly managed diabetes

**Numerator:** Number of patients ages 18 – 75 with a diagnosis of diabetes, who meet all the numerator targets of this composite measure within the demonstration year reporting period who have visited the DPH system primary care clinic(s) two or more times in the past 12 months

**Denominator:** Number of patients ages 18 – 75 with a diagnosis of diabetes who have visited the DPH system primary care clinic(s) two or more times in the past 12 months

Diabetes Composite (National Committee for Quality Assurance as adopted by the National Quality Forum)<sup>148</sup>

**Metric:** The percentage of individuals 18 – 75 years of age with diabetes (type 1 and type 2) who had each of the endorsed component measures included in the composite

**Numerator:** Number of patients ages 18 – 75 with a diagnosis of diabetes (type 1 and type 2), who had each of the numerator component measures within the demonstration year reporting period who have visited the DPH system primary care clinic(s) two or more times in the past 12 months

**Denominator:** Number of patients ages 18 – 75 with a diagnosis of diabetes (type 1 and type 2), who have visited the DPH system primary care clinic(s) two or more times in the past 12 months

#### **IV. Appendix A: Sampling Approach**

A sampling approach can be applied to generate a statistically significant random sample:

If there are up to 200 patients, then include all 200 patients to define the numerator;

If there are 201-500 patients, then include a simple random sample of 201 patients to define the numerator;

If there are 501-1,000 patients, then include 275 patients in the random sample to define the numerator; or

If there are more than 1,000 patients, then include 325 patients in the random sample to define the numerator.

This methodology employs a standard calculation with 95% accuracy (the sample size groupings are generated based on a P value of approximately 0.05, per

<http://www.surveysystem.com/sscalc.htm>.

---

with emphysema or chronic obstructive pulmonary disease (COPD), cystic fibrosis or acute respiratory failure any time on or prior to December 31 of the measurement year.

<sup>147</sup> See: <http://www.goapic.org/Presentations/NQFDraft1010.pdf>

<sup>148</sup> See <http://www.goapic.org/Presentations/NQFDraft1010.pdf>



## Attachment Q - Delivery System Reform Incentive Payments (DSRIP) Metrics Category 4 – Urgent Improvement In Care

The goal of Category 4 is to make urgent improvement in care that:

Has a Promised Impact on the Patient Population, including interventions that have been demonstrated to produce measurable and significant results across different types of hospital settings, including in safety net hospitals;

Has a Strong Evidence Base, meaning interventions that have been endorsed by a major national quality organization, with reasonably strong evidence established in the peer reviewed literature, including within the safety net; and

Is Meaningful to Populations Served in California's Public Hospital Systems because, without significant improvement in this intervention, California public hospitals' patients are at risk of harm, needless suffering, or premature/preventable death.

### **Interventions:**

The superset includes 7 interventions, and for each, specifies the measures that designated public hospital (DPH) system DSRIP plans must include for each intervention.

DPH systems will select two common interventions, and an additional two interventions of their own choosing from the superset below (please see pages 4-12).

DPH systems may choose interventions that, according to their local circumstances, are identified as a high priority.

DPH system plans must articulate the reasons for choosing the two interventions selected.

For its two additional interventions, a DPH system is precluded from choosing an intervention for which it has achieved top performance for at least 4 consecutive quarters, in aggregate in all Process and Outcome Measures within the intervention, where “top performance” is defined as being in the Top Quartile.

No DPH system may choose both Hospital-Acquired Pressure Ulcer Prevention and Falls with Injury Prevention as its two selected interventions because both are rare events.

For DPH system plans that cover multiple campuses that are included within the scope of the DSRIP Category 4 plan, the plan may specify if the data will be reported on an aggregated basis.

### **Milestones:**

Milestones will include the measures specified for the interventions below. The measures specified for the interventions may include: (1) Process Measures (e.g., a bundle); and/or (2) Outcome Measures (e.g., clinical outcomes such as mortality rate).

Both Process milestones and Outcome milestones will include Improvement Targets.

The superset below specifies the Improvement Targets, or a process to establish an Improvement Target, for each measure per intervention.

The Improvement Target for each measure per intervention will be determined based on the progress a DPH system has already made by DY 6-7 pursuant to baseline data starting no earlier than July 2009.

In the case where no baseline data is available by DY 6, a baseline will be determined in DY 7 based on 6-12 months of data. In the case where no benchmark is available by DY 6 due to the lack of baseline data, a benchmark may be determined in DY 7 if a sufficient comparable dataset has been established.

Process milestones' Improvement Targets will be improvement over a DPH system's baseline (i.e., improvement over self).

**Attachment Q - Delivery System Reform Incentive Payments (DSRIP) Metrics**  
**Category 4 – Urgent Improvement In Care**

Outcome milestones' Improvement Targets will be consistent with achieving improvement and/or reporting performance for each intervention. As designated for each intervention below, there are four ways improvement will be assessed, based on the type of metric and the availability of benchmarking data:

Improvement bands, where DPH systems will benchmark themselves against a comparable peer group:

“Lower band” performers, as defined as the bottom one-third (1-33 percentile) of hospitals, will target moving into the middle performance band,

“Middle band” performers, as defined as the middle third (34-66 percentile) of hospitals, will target moving into the top performance band, and

“Top band” performers, as defined as the top third (67-100 percentile) of hospitals, will target moving into the Top Quartile (76-100 percentile);

Improvement over self;

Reporting of performance only, not specific achievement targets; and

Achievement of absolute targets.

DPH systems' plans are required to include milestones that achieve the Improvement Targets by DY 10.

Maintenance of an Improvement Target is a permissible milestone.

For DY 7-10, DPH system plans must also include a milestone for reporting to the State of California.

DPH system plans may include additional process milestones to enable the implementation of the measures specified for the intervention, such as:

Implementation of improved processes and/or process improvement methodologies;

The reporting and sharing of results and/or data;

Participation in a collaborative;

Sharing data, promising practices, and/or findings with peer groups and/or a quality improvement entity to foster shared learning and/or to conduct benchmarking;

Designation of/hiring personnel and/or process improvement teams;

Training of personnel and/or process improvement teams;

Implementation of a measurement system and/or process;

Reporting and/or conducting an assessment of progress and/or the efficacy of the process improvements;

Establishment of a baseline and/or implementation of a process to establish a baseline and/or begin collecting baseline data;

Putting in place data collection, reporting or management infrastructure; and/or

Other process milestones aligned with implementing the intervention (e.g., infrastructure, redesign, implementation of evidence-based processes, and measurement of evidence-based outcomes related milestones).

**Timeline:**

DPH system plans will include Category 4 milestones for DY 6-10.

Per the *Incentive Pool – Program Mechanics and Review Process* (pages XX-XX), in the first 6 months of DY 8, there will be a Mid-Point Assessment that will include reviewing the superset

**Attachment Q - Delivery System Reform Incentive Payments (DSRIP) Metrics**  
**Category 4 – Urgent Improvement In Care**

of Category 4 interventions, including whether an intervention should be removed, updated, or added to the superset for DY 9-10.

**Two Common Interventions for All DPH Systems:**

**Severe Sepsis Detection and Management**

Elements

Implement the Sepsis Resuscitation Bundle: to be completed within 6 hours for patients with severe sepsis, septic shock, and/or lactate > 4mmol/L (36mg/dl)

Make the elements of the Sepsis Bundle more reliable

Key Measures:

CMS has indicated that it is interested in using this intervention as a learning laboratory.

Therefore, the emphasis of this intervention will be on learning, testing, and innovation. The learnings will inform ongoing DPH system efforts to reduce sepsis mortality.

Process Measure: Percent compliance with elements of the Sepsis Resuscitation Bundle (4 elements are outlined below), as measured by percent of hospitalization with sepsis, severe sepsis or septic shock and/or an infection and organ dysfunction where targeted elements of the Sepsis Resuscitation Bundle were completed.

Metric: The 4 elements of the sepsis resuscitation bundle for which there is the most evidence of reliability and efficacy (based on the recommendations of the Gordon and Betty Moore Foundation's Integrated Nurse Leadership Program and other sepsis prevention collaboratives) include:

Serum lactate measured

Blood cultures obtained prior to antibiotic administration

Improve time to broad-spectrum antibiotics: within 3 hours for ED admissions and 1 hour for non-ED ICU admissions

In the event of hypotension and/or lactate >4 mmol/L (36mg/dl):

Deliver an initial minimum of 20 ml/kg of crystalloid (or colloid equivalent)

Apply vasopressors for hypotension not responding to initial fluid resuscitation to maintain mean arterial pressure (MAP) >65 mm Hg.

Source of Data Definition<sup>149</sup>: DPH System Data

Improvement Target: Since reliable benchmark and/or baseline data is not available for this measure, DPH systems will report a baseline in DY 7. Based on the baseline data, each DPH system will target improvement over its baseline.

Outcome Measure: Sepsis mortality

Metric:

Numerator: Number of patients in population expiring during current month hospitalization with sepsis, severe sepsis or septic shock and/or an infection and organ dysfunction.

Denominator: Number of patients identified in the population that month with sepsis, severe sepsis or septic shock and/or an infection and organ dysfunction.

Source of Data Definition: DPH System Data

---

<sup>149</sup> Please refer to Appendix A: Sources of Data Definitions for further information on all Category 4 sources that include the definitions for the data.

**Attachment Q - Delivery System Reform Incentive Payments (DSRIP) Metrics**  
**Category 4 – Urgent Improvement In Care**

Improvement Target: Since deep evidence does not exist linking a particular process bundle to predictable levels of improvement in outcomes, DPH systems will measure and report on mortality, but will not have milestones associated with achievement of specific improvements in mortality.

**Central Line-Associated Bloodstream Infection (CLABSI) Prevention**

Elements

Implement the Central Line Bundle

Make the process for delivering all bundle elements more reliable

Key Measures

Process Measure: Compliance with Central Line Insertion Practices (CLIP)

Metric:

Numerator: Number of patients with central lines that occur in all intensive care units (ICUs) including adult, pediatric and NICUs within the facility for whom all elements of the CLIP are documented

Denominator: Total number of patients with central lines that occur in all intensive care units (ICUs) including adult, pediatric and NICUs within the facility

Source of Data Definition: DPH System Data

Improvement Target: Since reliable benchmark and/or baseline data is not available for this measure, DPH systems will report a baseline in DY 7. Based on the baseline data, each DPH system will target improvement over its baseline.

Outcome Measure: Central Line-Associated Bloodstream Infections (CLABSI)

Metric:

Numerator: Laboratory-confirmed primary bloodstream infections that are not secondary to another infection and that occur in critical care units or inpatient ward patients in whom a central line was in place at the time of, or within 48 hours before, onset of infection

Denominator: Device days, i.e., number of critical care units or inpatient ward patients with one or more central lines or umbilical catheters enumerated daily and summed over the measurement interval

Source of Data Definition: DPH System Data, or California Department of Public Health (CDPH)

Improvement Target: Since reliable benchmark and/or baseline data is currently not available for this measure, DPH systems will report baseline data in DY 7. Based on the baseline data, each DPH system will target improvement over its baseline. By the end of DY 6, if the California Department of Public Health Healthcare-Acquired Infection (HAI) database has had significant improvements to ensure reliability, validity and comparability, that dataset could be chosen for setting improvement targets. The current report has several self acknowledged significant limitations. For example, because of the way data were collected, it's impossible to compare rates of infections from hospital to hospital. CDPH expects this will change. The state is now using CDC's National Healthcare Safety Network -- a standardized system that will risk adjust and allow for true hospital-to-hospital comparisons. If the CDPH dataset is selected, Improvement Targets could be stratified by academic medical center status in order to recognize differences, as demonstrated in the literature.

**Attachment Q - Delivery System Reform Incentive Payments (DSRIP) Metrics  
Category 4 – Urgent Improvement In Care**

**DPH Systems Must Choose a Minimum of Two of the Following Interventions:**

**Surgical Site Infection (SSI) Prevention**

Element

Surgical site infection prevention

Key Measure

Outcome Measure: SSI

Metric: Rate of surgical site infection for Class 1 and 2 wounds.

Source of Data Definition: DPH System Data, or California Department of Public Health (CDPH)

Improvement Target: Since reliable benchmark and/or baseline data is currently not available for this measure, DPH systems will report baseline data in DY 7. Based on the baseline data, each DPH system will target improvement over its baseline. By the end of DY 6, if the California Department of Public Health Healthcare-Acquired Infection (HAI) database has had significant improvements to ensure reliability, validity and comparability, that dataset could be chosen for setting improvement targets. The current report has several self acknowledged significant limitations. For example, because of the way data were collected, it's impossible to compare rates of infections from hospital to hospital. CDPH expects this will change. The state is now using CDC's National Healthcare Safety Network -- a standardized system that will risk adjust and allow for true hospital-to-hospital comparisons. If CDPH dataset is selected, Improvement Targets could be stratified by academic medical center status in order to recognize differences, as demonstrated in the literature.

**Hospital-Acquired Pressure Ulcer Prevention**

Elements

Conduct a pressure ulcer admission assessment for all patients

Key Measure

Outcome Measure: Pressure ulcer prevalence

Metric:

Numerator: Patients with Category II, III, IV or unstageable pressure ulcers

Denominator: All patients 16 years or older assessed on the day of the study

Source of Data Definition: Collaborative Alliance for Nursing Outcomes (CALNOC)

Improvement Target: Hospitals will achieve Top Quartile of less than 1.1%

**Stroke Management**

Elements

Discharged on Antithrombotic Therapy

Anticoagulation Therapy for Atrial Fibrillation/Flutter

Thrombolytic Therapy

Antithrombotic Therapy By End of Hospital Day 2

Discharged on Statin Medication

Stroke Education

Assessed for Rehabilitation

Key Measures



**Attachment Q - Delivery System Reform Incentive Payments (DSRIP) Metrics**  
**Category 4 – Urgent Improvement In Care**

Process Measures:

Discharged on Antithrombotic Therapy  
Anticoagulation Therapy for Atrial Fibrillation/Flutter  
Thrombolytic Therapy  
Antithrombotic Therapy By End of Hospital Day 2  
Discharged on Statin Medication  
Stroke Education  
Assessed for Rehabilitation

Source of Data Definition: DPH System Data

Improvement Target: For the 7 Process Measures enumerated above, DPH systems will report baseline data in DY 7. Based on the baseline data, each DPH system will target improvement over its baseline.

Outcome Measure: Reporting on stroke mortality rates

Metric:

Numerator: Number of acute stroke deaths

Denominator: Number of acute stroke cases

Source of Data Definition: Office of Statewide Health Planning and Development (OSHPD)

Improvement Target: Since deep evidence does not exist linking a particular process bundle to predictable levels of improvement in outcomes, DPH systems will measure and report on mortality, but are not required to have milestones associated with the achievement of specific improvements in mortality.

**Venous Thromboembolism (VTE) Prevention and Treatment**

Elements

VTE Prophylaxis

Intensive Care Unit VTE Prophylaxis

Venous Thromboembolism Patients with Anticoagulation Overlap Therapy

Venous Thromboembolism Patients Receiving Unfractionated Heparin with Dosages/Platelet Count Monitoring by Protocol

VTE Discharge Instructions

Incidence of Potentially-Preventable Venous Thromboembolism

Key Measures

Process Measures:

VTE Prophylaxis

Metric:

Numerator: Patients who received VTE prophylaxis or have documentation why no VTE prophylaxis was given:

the day of or the day after hospital admission

the day of or the day after surgery end date for surgeries that start the day of or the day after hospital admission

Denominator: All patients except as outlined by the Specifications Manual for National Hospital Inpatient Quality Measures

Source of Data Definition: DPH System Data

Improvement Target: Since reliable benchmark and/or baseline data is not available for this measure, DPH systems will report a baseline in DY 7. Based on the baseline data, each DPH system will target improvement over its baseline.

**Attachment Q - Delivery System Reform Incentive Payments (DSRIP) Metrics  
Category 4 – Urgent Improvement In Care**

**Intensive Care Unit VTE Prophylaxis**

**Metric:**

**Numerator:** Patients who received VTE prophylaxis or have documentation why no VTE was given:

The day of or the day after ICU admission or transfer

The day of or the day after surgery end date for surgeries that start the day or the day after ICU admission or transfer

**Denominator:** Patients directly admitted or transferred to ICU

**Source of Data Definition:** DPH System Data

**Improvement Target:** Since reliable benchmark and/or baseline data is not available for this measure, DPH systems will report a baseline in DY 7. Based on the baseline data, each DPH system will target improvement over its baseline.

**Venous Thromboembolism Patients with Anticoagulation Overlap Therapy**

**Metric:**

**Numerator:** Patients who received overlap therapy

**Denominator:** Patients with confirmed VTE who received warfarin

**Source of Data Definition:** DPH System Data

**Improvement Target:** Since reliable benchmark and/or baseline data is not available for this measure, DPH systems will report a baseline in DY 7. Based on the baseline data, each DPH system will target improvement over its baseline.

**Venous Thromboembolism Patients Receiving Unfractionated Heparin with Dosages/Platelet Count Monitoring by Protocol**

**Metric:**

**Numerator:** Patients who have their IV UFH therapy dosages and platelet counts monitored according to defined parameters such as nomogram or protocol

**Denominator:** Patients with confirmed VTE receiving IV UFH therapy

**Source of Data Definition:** DPH System Data

**Improvement Target:** Since reliable benchmark and/or baseline data is not available for this measure, DPH systems will report a baseline in DY 7. Based on the baseline data, each DPH system will target improvement over its baseline.

**VTE Discharge Instructions**

**Metric:** VTE patients with documentation that they or their caregivers were given written discharge instructions or other educational material addressing all of the following:

Follow-up monitoring

Compliance issues

Dietary restrictions

Potential for adverse drug reactions/interactions

Activity requirements or restrictions

**Source of Data Definition:** DPH System Data

**Improvement Target:** Since reliable benchmark and/or baseline data is not available for this measure, DPH systems will report a baseline in DY 7. Based on the baseline data, each DPH system will target improvement over its baseline.

**Outcome Measure:** Incidence of Potentially-Preventable Venous Thromboembolism

**Metric:**

**Attachment Q - Delivery System Reform Incentive Payments (DSRIP) Metrics**  
**Category 4 – Urgent Improvement In Care**

Numerator: Patients who received no VTE prophylaxis prior to the VTE diagnostic test order date

Denominator: Patients who developed confirmed VTE during hospitalization

Source of Data Definition: DPH System Data

Improvement Target: Since deep evidence does not exist linking a particular process bundle to predictable levels of improvement in outcomes, DPH systems will measure and report on incidence of potentially-preventable venous thromboembolism, but are not required to have milestones associated with the achievement of specific improvements.

**Falls with Injury Prevention**

Elements

Prevalence of patient falls with injury

Key Measure

Outcome Measure: Prevalence of patient falls with injury

Metric:

Numerator: Falls with injury

Denominator: Per 1000 patient days

Source of Data Definition: Collaborative Alliance for Nursing Outcomes (CALNOC)

Improvement Target: Zero falls with injury per 1000 patient days for at least six months out of a year (months are not necessarily consecutive)

**Appendix A: Sources of Data Definitions**

**University HealthSystem Consortium**

<https://www.uhc.edu>

The University HealthSystem Consortium (UHC), Oak Brook, Illinois, formed in 1984, is an alliance of 112 academic medical centers and 255 of their affiliated hospitals representing approximately 90% of the nation's non-profit academic medical centers.

Data Sources: UHC Clinical Data Base/Resource Manager, 3Q09 - 2Q10 discharges

UHC HQMR Report (reports Core Measures), 2Q09 - 1Q10 discharges

N = 47 National Association of Public Hospitals for UHC CDB/RM; 44 for Core Measures

Data compares 11 CAPH member average against NAPH reporting hospitals.

**Collaborative Alliance for Nursing Outcomes (CalNOC)**

<https://www.calnoc.org>

CalNOC has one of the largest regional nursing quality databases in the nation reporting nursing-sensitive quality measurements related to hospital performance and patient safety. Today more than 200 hospitals from across the United States and Europe have made CALNOC an International Advocate for patient safety and performance measurement.

Data Sources:

Comparison Data (All Hospitals) for Care Hours and Falls --- Total Facility Injury Falls per 1000 Pt Days, October 2009 To September 2010, N = 180 California hospitals

From OCTOBER 2009 To SEPTEMBER 2010\Comparison Data (All Hospitals) for Prevalence Studies: Total Facility % of Pt. with Hospital Acquired Pressure Ulcers Stage II, III, IV + unstageable, October 2009 To September 2010, N = 197 California hospitals

**Attachment Q - Delivery System Reform Incentive Payments (DSRIP) Metrics  
Category 4 – Urgent Improvement In Care**

**National Healthcare Safety Network (NHSN)**

<http://www.cdc.gov/nhsn/>

The National Healthcare Safety Network (NHSN) is a voluntary, secure, internet-based surveillance system that integrates patient and healthcare personnel safety surveillance systems managed by the Division of Healthcare Quality Promotion (DHQP) at CDC.

Data Source: 2009 NHSN Report

(<http://www.cdc.gov/nhsn/PDFs/dataStat/2009NHSNReport.PDF>)

**Attachment Q - Delivery System Reform Incentive Payments (DSRIP) Metrics  
Category 4 – Urgent Improvement In Care**

**California Department of Public Health**

<http://www.cdph.ca.gov/programs/hai/Pages/HealthcareAssociatedInfections.aspx>

The California Department of Public Health is dedicated to optimizing the health and well-being of the people in California.

Data Source: CDPH Technical Report: Healthcare-associated Bloodstream Infections in California Hospitals

**California Hospital Assessment and Reporting Taskforce (CHART)**

(also known as Cal Hospital Compare)

<http://www.calhospitalcompare.org>

A partnership among The California HealthCare Foundation, the University of California at San Francisco Philip R. Lee Institute for Health Policy Studies, and the California Hospitals Assessment and Reporting Taskforce (CHART), CHART is a not-for-profit public benefit corporation. CHART contains ratings for clinical care, patient safety, and patient experience for the more than 240 hospitals, representing over 85% of acute care hospital admissions in California, that have chosen to participate in this important voluntary effort.

**Office of Statewide Health Planning and Development (OSHPD)**

<http://www.oshpd.ca.gov/>

The Office of Statewide Health Planning and Development is one of 13 departments within the California Health and Human Services Agency. OSHPD administers programs which endeavor to implement the vision of "Equitable Healthcare Accessibility for California."

Data Source: AHRQ — Inpatient Quality Indicators (IQIs) Hospital Inpatient Mortality Indicators for California, 2007 Mortality Indicators Report

**Attachment Q - Delivery System Reform Incentive Payments (DSRIP) Metrics**  
**Category 4 – Urgent Improvement In Care**

**Appendix B: Additional Specifications**

According to California Department of Public Health's technical report on healthcare-associated bloodstream infections in California hospitals from January 2009 through March 2010:

There are substantial caveats in using the California Department of Public Health (CDPH) Healthcare-Acquired Infection (HAI) Report, including:

Rate differences due to variations in surveillance practices as well as infection risk;

Inter-facility variation may reflect different clinical practices related to deliver of health care including infection control practices, the underlying medical complexity of the patients being served, and the surveillance methods used to identify infections and persons at risk;

Data is not risk adjusted in accordance with NHSN methods required in statute due to the way in which the data was reported to CDPH; and

Risk stratification method used to attempt to characterize similar underlying infection risk among similar hospital types.

However, the CDPH appears to be making significant improvements and will likely align measure definitions with NHSN.

For Hospital-Acquired Pressure Ulcers, DPH systems will report to CALNOC, but CHART's report of the CALNOC data can be used for measuring performance and benchmarks.

For the 3 measures in which hospitals typically experience very small incidences – Central Line-Associated Bloodstream Infections, Hospital-Acquired Pressure Ulcers, and prevalence of Falls with Injury – the Improvement Targets need to be set as absolute targets in order to be meaningful.

**Attachment R - (Reserved)**

## **Attachment S**

### **Healthy Families Transition to MediCal DHCS Monitoring and Oversight Plan**

Assembly Bill (AB) 1494, Chapter 28, Statutes of 2012, provides for the transition of approximately 863,000 Healthy Families Program (Healthy Families) subscribers to the Medi-Cal Program beginning January 1, 2013, in four Phases throughout 2013. The Department of Health Care Services (DHCS), the Managed Risk Medical Insurance Board (MRMIB), and the Department of Managed Health Care's (DMHC) focus is to work collaboratively to facilitate a smooth transition, minimize disruption in access to services, maintain existing eligibility gateways, and maintain access to and continuity of care.

This document serves as the framework for the monitoring activities DHCS will undertake during the transition timeline. This will include the collection and reporting of performance metrics and monitoring activities. The performance metrics are consistent with the provisions outlined in the enabling statute for the transition. The efforts undertaken by the Department will provide a process for ongoing data collection, analysis and a means by which DHCS can make adjustments to transition schedules in order to ensure access to and continuity of care. The monitoring will focus on the extent to which the health, dental and mental health plans are meeting the needs of the transitioned children and the extent to which eligibility is maintained for these children.

The monitoring plan also contains the statutorily required performance measures that will be reported monthly or quarterly by a date certain as determined by DHCS. There is overlap with this information and that which will also factor into the monitoring and oversight activities. This information collectively will help DHCS determine the extent to which transitioned children or new applicants under the Optional Targeted Low-Income Children's Program are experiencing difficulties accessing needed healthcare services. This collective data will help to inform DHCS of the extent to which identified issues are plan/county specific, regional or statewide and the needed risk mitigation strategies it must employ. DHCS will use this information to determine the extent to which it must delay transition into a health plan system and/or a given phase until it resolves issues and institutes additional monitoring and oversight activities specific to the identified problem.

#### **PERFORMANCE METRICS AND REPORTING REQUIREMENTS**

The following eligibility performance metrics will be reported to DHCS monthly and will be publicly reported.

Number of applications processed

Final disposition of each application including information on approved Medi-Cal program and the federal poverty level

Average number of days to make final eligibility determination for application submitted directly to the county and from the single point of entry (SPE)

The health and dental plans must report the following information, as frequently as determined by DHCS, on a county level basis:

Grievances related to access to care reported quarterly per the current Medi-Cal managed care contract.

Continuity of care requests and outcomes reported monthly



## **Attachment S**

### **Healthy Families Transition to MediCal DHCS Monitoring and Oversight Plan**

Changes to provider networks, including provider enrollment and disenrollment changes reported quarterly per the current Medi-Cal managed care contract

#### **HEALTH PLAN METRICS**

The following plan measures will be used to ensure plans are fulfilling their obligation to provide covered Medi-Cal health services to their members in accordance with State and federal law and will be publicly reported in summary format. As Medi-Cal managed care plan members, transitioning Healthy Families children, as well as newly enrolled children in the Optional Targeted Low-Income Children's Program, will be entitled to all of the same protections and assurances as all other current Medi-Cal beneficiaries.

Office of the Ombudsman Calls

Quarterly Health Plan Call Center Reports – tracks the types of calls received from Medi-Cal beneficiaries, trends within each plan and for various

Annual performance measures – Performance measures cover Health plan Employer Data and Information Set (also known as HEDIS®), utilization management, consumer satisfaction surveys, and Quality Improvement Projects. For 2013, DHCS has incorporated Healthy Families performance measures that were not currently required or covered in Medi-Cal.

Quarterly Grievance Reports – tracks what kind of grievances were submitted by Medi-Cal members, how the plan resolved them, and in what timeframe. As mentioned above, this report will be used to track grievances submitted by the Healthy Families/Targeted Low-Income Children's Program population.

Quarterly Provider Network Reports – submitted to both DHCS and DMHC, lists all current providers and track additions and deletions from the last quarterly report and will be used to track enrollment and disenrollment of former Healthy Families providers.

#### **DENTAL PROGRAM METRICS**

The following dental program metrics will be used to ensure the provision of covered dental services and will be publicly reported in summary format. The dental plans will be required to provide covered Medi-Cal dental services to their members in accordance with State and federal law. Transitioning Healthy Families children, as well as newly enrolled children in the Optional Targeted Low-Income Children's Program, will be entitled to all of the same protections and assurances as all other current Medi-Cal beneficiaries when seeking covered Medi-Cal dental services under dental managed care or Denti-Cal.

#### *Dental Managed Care Plans:*

Performance Measures/ Utilization Rates (*Attachment I*) reported quarterly.

Grievances related to access to care reported monthly.

Continuity of care requests and outcomes reported monthly.

Changes to provider networks, including provider enrollment and disenrollment changes reported monthly.

**Attachment S**  
**Healthy Families Transition to MediCal DHCS Monitoring and Oversight Plan**

Requests for beneficiary dental exception reporting monthly.

*Denti-Cal:*

Performance Measures/ Utilization Rates (*Attachment I*) reported quarterly.

Grievances related to access to care reported monthly.

Continuity of care request and outcomes reported monthly.

Changes to provider networks, including provider enrollment and disenrollment changes reported monthly.

Beneficiary requests for provider referrals reported monthly.

Changes to provider referral list online by county reported monthly.

**MONITORING PROVISIONS AND RISK MITIGATION STRATEGIES**

The following areas will be closely monitored and are in addition to existing efforts currently used by DHCS in these program areas as listed above. These elements for monitoring are specific to the Healthy Families Transition proposal for children who are either transitioned from the Healthy Families Program or are newly eligible under the Optional Targeted Low-Income Children's Program. Children in either circumstance can be tracked by aid code assignment. Such monitoring shall commence upon the effective start date of the transition and shall be in place until June 30, 2014. The identified risk mitigation strategies will be employed to help ensure a smooth transition, minimize disruption in access to services, maintain existing eligibility gateways, and maintain access to and continuity of care.

*Health Plans*

DHCS currently has an established monitoring and reporting system for its health plans. These monitoring activities are completed regularly to ensure that plans are fulfilling their obligation to provide covered Medi-Cal health services to their members in accordance with State and federal law. As Medi-Cal managed care plan members, transitioning Healthy Families children, as well as children who are part of the new coverage group, the Optional Targeted Low-Income Children's Program, will be entitled to all of the same protections and assurances as all other current Medi-Cal beneficiaries.

Health Plan Provider Assignments – plans will maintain the primary provider during and after the transition, to the extent possible; for members required to change their primary care doctor, plans will report monthly summary information in the Continuity of Care reports.

Continuity of Care requests and outcomes – will be reported to DHCS on a monthly basis and will be used to monitor each plan's ability to continue to provide services without disruption of care.

Time and distance requirements for primary care providers (Geo Access) – used as a component of each plan's provider network adequacy review. Plans that show issues with meeting their time and distance standards for the transition must work closely with both DHCS and DMHC to show

**Attachment S**  
**Healthy Families Transition to MediCal DHCS Monitoring and Oversight Plan**

increased provider enrollment before transition into the plan will be approved. DHCS and DMHC can request refreshed provider network data at any time.

Health Plan Grievances/Appeals related to access to care – shall include grievances made to both DMHC and/or to DHCS and shall be evaluated based on significant increases in such activities beyond current trends once the transition begins.

Member Rights and Program Integrity audits – DHCS performs annual audits on its health plans regarding a plan’s record on fulfilling its obligations to its members regarding providing access, responding to grievances, and supplying information.

Office of the Ombudsman – health plan members that are experiencing difficulties are able to call the Ombudsman’s office to report these issues, as well as receive help and guidance. DHCS tracks each call that comes in and is able to run reports on what issues are being reported and by which members of the Medi-Cal population. This helps DHCS to track trends and identify problems by health plan, area, and member category and will be used to track issues with the Healthy Families/Targeted Low-Income Children’s Program population.

***Dental***

***Dental Managed Care***

DHCS currently has an established monitoring and reporting system for its dental plans. These monitoring activities are completed regularly to ensure that plans are fulfilling their obligation to provide covered Medi-Cal dental services to their members in accordance with State and federal law. As Medi-Cal dental plan members, transitioning Healthy Families children, as well as children who are part of the new coverage group, the Optional Targeted Low-Income Children’s Program, will be entitled to all of the same protections and assurances as all other current Medi-Cal beneficiaries.

Dental plans will have the responsibility to ensure continuity of care and access to services. Throughout the transition, DHCS will monitor the transition into these dental plans through a variety of activities. Specifically DHCS will be assessing:

Provider/Beneficiary customer service lines call volumes.

Utilization of services by dental plan.

Dental plan provider utilization.

Changes to provider assignments for transitioning beneficiaries.

Patterns in grievances with regard to provider, county, and/or region.

Substantial shifts in provider networks for counties.

Call volume and patterns with regards to the Beneficiary Dental Exception process (Sacramento County only).

New dental plan contracts begin in 2013 and include a provision to withhold up to 13 percent of their capitation payment until their annual review is completed. This annual review looks at all

## **Attachment S**

### **Healthy Families Transition to MediCal DHCS Monitoring and Oversight Plan**

performance measures and the degree to which the plan met benchmarks as well as timely submission of deliverables. DHCS will have the ability to issue Corrective Action Plans for deficiencies that are identified with recurring issues based on grievances.

#### *Denti-Cal*

As children transition from Healthy Families into the Denti-Cal program, they will begin to receive dental services through an enrolled Denti-Cal provider. The Denti-Cal program will honor prior authorizations from Healthy Families dental plans to ensure continuity of care. Throughout this transition DHCS will monitor grievances, continuity of care requests, changes to the Denti-Cal provider network and provider referral list as well as the Beneficiary Customer Service Line used to beneficiaries in locating an available Denti-Cal provider. Specifically DHCS will be assessing Denti-Cal for:

- Provider/Beneficiary customer service lines call volumes.
- Utilization of services.
- Patterns in grievances with regard to provider, county, and/or region.
- Substantial shifts in provider networks for counties.
- Provider feedback via surveys.
- Beneficiary requests for a provider referral with regard to county and/or region.

In addition to the oversight activities noted above, DHCS also regularly meets with the California Dental Association (CDA) to look at the current Denti-Cal administrative processes for ongoing improvement. Currently DHCS and CDA are working closely to improve the claims adjudication and provider enrollment functions. The Denti-Cal contractor Delta Dental and the department meet regularly on current workload to ensure all activities are implemented in a timely fashion as well as looking at current process improvement.

#### *Dental Communication*

DHCS routinely meets with stakeholders in both Los Angeles and Sacramento County to discuss access to care issues and solutions and also holds a monthly dental transition webinar for the public to convey the updates to the changes to the program with regard to Healthy Families. Lastly, DHCS convenes a dental all-plan meeting to discuss implementation of new dental contracts as well as the HFP transition to ensure there are no concerns from the dental plans.

#### ***Behavioral Health***

##### *Mental Health Services*

Healthy Families children with the most serious mental health illnesses are already known to and served by the county mental health plans (MHPs) given the MHPs' current role in serving the Healthy Families program; in this case, the children will continue to be served by their current providers. The county MHPs will also receive new referrals of former Healthy Families

## **Attachment S**

### **Healthy Families Transition to MediCal DHCS Monitoring and Oversight Plan**

enrollees from Medi-Cal managed care plans or self-referrals for specialty mental health services. Several of the Medi-Cal managed care plans have indicated that for purposes of continuity of care, they will continue to serve former Healthy Families enrollees needing non-specialty mental health services; however, where this does not apply the health plans have the responsibility to refer these children to providers in the Medi-Cal fee-for-service system. Throughout this transition, DHCS will monitor the following:

Number of new enrollees in county MHPs either referred by managed care plans or self-referred

Utilization of mental health services by former Healthy Families enrollees as identified by the newly established aid codes

County MHP enrollment of new providers for specialty mental health services if necessary to meet the needs of new enrollees in county MHPs, and DHCS enrollment of new providers in the Medi-Cal fee-for-service system.

DHCS meets regularly with representatives of the California Mental Health Directors Association (CMHDA) and county mental health plans on at least a weekly basis, and these meetings provide a vehicle to discuss the progress of the transition, any identified problems and their resolution. On a less frequent basis, DHCS also meets with providers of specialty mental health services, and these meetings can also facilitate discussion of the Healthy Families transition from the provider perspective. DHCS will also convene a monthly call with counties, providers and other stakeholders to obtain input on the Healthy Families transition.

#### *Alcohol and Drug Treatment Services*

The Drug Medi-Cal program constitutes the major component of the Medi-Cal delivery system for alcohol and drug treatment services, and it provides services through a contracted system that is primarily county administered. DHCS has a small number of direct contracts with Drug Medi-Cal providers. There is flexibility within existing contracts that permits increases in the number of persons served by current county or private providers; therefore, it may not be necessary to add additional Drug Medi-Cal providers to the delivery system. Several of the Medi-Cal managed care plans have indicated that for purposes of continuity of care, they will continue to serve former Healthy Families enrollees needing alcohol and drug treatment services; however, where this does not apply the health plans have the responsibility to refer these children to county alcohol and drug programs. In addition to the health plan referrals, county alcohol and drug programs may also receive self-referrals of former Health Families enrollees. Throughout this transition, DHCS will monitor the following:

Admissions to Drug Medi-Cal treatment provided by counties, their subcontracted providers or direct contract providers.

New provider enrollments for Drug Medi-Cal

## **Attachment S**

### **Healthy Families Transition to MediCal DHCS Monitoring and Oversight Plan**

DHCS meets regularly with representatives of the County Alcohol and Drug Program Administrators Association of California (CADPAAC) and county alcohol and drug programs on at least a weekly basis, and these meetings provide a vehicle to discuss the progress of the transition, any identified problems and their resolution. On a less frequent basis, DHCS also meets with several major alcohol and drug provider associations, and these meetings can also facilitate discussion of the Healthy Families transition from the provider perspective. DHCS will also convene a monthly call with counties, providers and other stakeholders to obtain input on the Healthy Families transition.

#### ***Eligibility and Enrollment***

DHCS has established and will maintain current efforts for monitoring and oversight of the eligibility and enrollment transitional activities as well as implementation of the new Optional Targeted Low-Income Children's program for new applicants. The primary goal of the eligibility and enrollment processes is to track the number of applications received during the transition, the processing time of such applications (renewals for transitioned cases and new applications) and assisting families to ensure they maintain their eligibility status. These strategies include the following:

Regular meetings with stakeholders, advocates, counties, county consortia, Certified Application Assistors (CAAs) and MAXIMUS to focus on best practices for retaining children in Medi-Cal. Receipt of and analyzing monthly reports related to application processing, annual renewals and disenrollments/terminations.

Conducting onsite program reviews with counties for adherence to Medicaid Eligibility Quality Control requirements for timeliness and accuracy of Medi-Cal eligibility determinations.

Maintaining toll free telephone numbers to offer assistance through MAXIMUS, the counties and the State.

Developing effective strategies with CAA's, health plans, advocate groups and counties for purposes of outreach and education to ensure families are well informed regarding the transition to Medi-Cal and what it means for them in terms of coverage, their rights and responsibilities and due process protections when dissatisfied with an eligibility determination/premium calculation.

#### ***Disenrollment***

DHCS has developed transition and ongoing aid codes for children transitioning from Healthy Families and for newly eligible children under the Optional Targeted Low Income Children's Program. The use of aid codes allows DHCS to effectively track these children for purposes of eligibility, enrollment, retention, utilization and cost sharing. DHCS will be tracking the performance measures as well as disenrollment information on a regular basis with interested stakeholders include counties, county consortia staff, and MAXIMUS, the DHCS administrative vendor responsible for maintaining the Single Point of Entry and premium collection.

#### ***Tracking of Disenrollment of Children***

Using data from the county consortia and/or the Medi-Cal Eligibility Data System (MEDS), DHCS will be able to analyze the number of children who are disenrolled, the reason for the disenrollment and the extent to which the disenrollment is avoidable versus not. Based on the

**Attachment S**  
**Healthy Families Transition to MediCal DHCS Monitoring and Oversight Plan**

reason for and the volume of avoidable disenrollment's will allow DHCS to create effective strategies for preventing them. Such strategies could include following up with families who have not returned their annual redetermination paperwork, providing additional assistance to families in gathering any necessary documentation, or providing follow up informational notices to families regarding the necessary actions the family must take to remain eligible.

***Key Monitoring Measures***

The following measures will be used by DHCS to monitor the transition efforts:

- Network adequacy for health and dental plans
- Primary care assignments for health and dental plan providers
- Ombudsman inquiries for health plans
- Beneficiary/Provider call center inquiries for dental services
- Continuity of care referrals and outcomes
- Grievances and appeals
- Beneficiary satisfaction phone survey
- Disenrollments

**Attachment S - Healthy Families Transition to MediCal DHCS Monitoring and Oversight Plan**

**DEPARTMENT OF HEALTH CARE SERVICES – HEALTHY FAMILIES PROGRAM TRANSITION TO MEDI-CAL MONITORING OBJECTIVES AND EXPECTED OUTCOMES**

<b>CRITERIA</b>	<b>METRIC</b>	<b>FREQUENCY</b>	<b>DATA SOURCE</b>	<b>EXPECTED OUTCOME</b>
<b>ELIGIBILITY PROVISIONS</b>				
<b>Objective 1: Transitioning children to Medi-Cal will maintain access to health care coverage</b>				
Enrollment status	Number/percent of children enrolled in Medi-Cal by Phase	Monthly	MEDS data	All identified children, per each Phase, will be successfully transitioned from the Healthy Families Program to Medi-Cal.
Disenrollment (other than at annual renewal)	Number/percent of children disenrolled by reason by Phase	Monthly – beginning in February 2013 to allow for the State’s noticing process by the counties to the beneficiaries	MEDS data	Disenrollments will be consistent with what was experienced by the Healthy Families Program prior to the transition. Disenrollment results will be used to inform trend analysis and for solutions for future outreach efforts.
Annual renewal	Number/percent of children undergoing annual renewal and determined to be eligible and not eligible by Phase	Monthly, beginning 1/1/13	Counties	Ineligibility at annual renewal will be consistent with what was experienced by the Healthy Families Program prior to the transition. Ineligible results for Medi-Cal can be used as a quality assurance measure for eligibility determination processes.



**Attachment S - Healthy Families Transition to MediCal DHCS Monitoring and Oversight Plan**

<b>CRITERIA</b>	<b>METRIC</b>	<b>FREQUENCY</b>	<b>DATA SOURCE</b>	<b>EXPECTED OUTCOME</b>
Maintaining coverage	Number/percent of children with disruption of coverage at renewal followed by reenrollment within 3 months, per each applicable Phase	Semi-annually	Counties and MEDS data	Number of children who have a disruption of coverage will be consistent with current reenrollments experienced by the Healthy Families Program. Reenrollment data will be used to inform future outreach efforts.
Complaints/Appeals	Number/percent of appeals or complaints received regarding renewal process or determination	Monthly, beginning 2/1/13 to allow for the data of 1/1/13 to come in and to be tabulated	Counties	Complaints/appeals will be consistent with what was experienced by the Healthy Families Program prior to the transition. Complaints/Appeals will be categorized regarding eligibility processes and will be used to inform future areas of need for additional training of county staff and/or clarification of eligibility processes.
<b>Objective 2: Children applying for coverage under the Optional Targeted Low Income Coverage Program will be correctly and quickly enrolled into Medi-Cal</b>				
New applicants	Number of applications/children processed by the counties as received through the Single Point of Entry	Monthly	Counties/MEDS data/ Administrative Vendor	Applications and numbers of child applicants received will be consistent with average numbers experienced by the Healthy Families Program prior to the transition (Average monthly applications are approximately 25,000)

**Attachment S - Healthy Families Transition to MediCal DHCS Monitoring and Oversight Plan**

<b>CRITERIA</b>	<b>METRIC</b>	<b>FREQUENCY</b>	<b>DATA SOURCE</b>	<b>EXPECTED OUTCOME</b>
New applicants – approved by aid code	Number/percent of children approved under one of the applicable Optional Targeted Low-Income Children’s Program by Aid Code	Monthly on the last day of the month following the data collection month to allow the 58 counties and their three consortia to gather, tabulate, and report the data.	Counties/MEDS data	New Medi-Cal eligibles in the Targeted Low-Income Children’s Program will be consistent with enrollments experienced by the Healthy Families Program prior to the transition.
New applicants -- Access to care	Range and average number of days to determine final eligibility for applications submitted to the counties.	Monthly on the last day of the month following the data collection month to allow the 58 counties and their three consortia to gather, tabulate, and report the data.	Counties	Final determination made by county on 90 percent of all cases received within the county offices within 45 days of receipt of a complete application pursuant to county guidance in All County Welfare Directors Letter (ACWDL) 12-33: <a href="http://www.dhcs.ca.gov/services/medi-cal/eligibility/Documents/12-33.pdf">http://www.dhcs.ca.gov/services/medi-cal/eligibility/Documents/12-33.pdf</a>

**Attachment S - Healthy Families Transition to MediCal DHCS Monitoring and Oversight Plan**

<b>CRITERIA</b>	<b>METRIC</b>	<b>FREQUENCY</b>	<b>DATA SOURCE</b>	<b>EXPECTED OUTCOME</b>
New Applicants -- Access to care	Range and average number of days to determine final eligibility for applications not granted Accelerated Enrollment (AE) by the Single Point of Entry (SPE).	Monthly on the last day of the month following the data collection month to allow the 58 counties and their three consortia to gather, tabulate, and report the data.	Counties	Final determination made by county on 90 percent of all cases received from SPE that did not receive AE within 10 days of receipt of a complete application pursuant to county guidance in ACWDL 12-33: <a href="http://www.dhcs.ca.gov/services/medi-cal/eligibility/Documents/12-33.pdf">http://www.dhcs.ca.gov/services/medi-cal/eligibility/Documents/12-33.pdf</a>
<b>ACCESS TO HEALTH CARE SERVICES</b>				
<b>Objective 3: Transitioning children will maintain access to medical care through Medi-Cal managed care plans.</b>				
Children assigned to a primary care provider (PCP)	Number/percent of children assigned to a PCP per Phase	Monthly	Continuity of Care (COC) Report from Managed Care Health Plans	100 percent of children are assigned to a PCP.
Children maintaining health plan	Number/percent of children, per applicable Phase (phases 1a, 1b, 1c, and 2), enrolled in same plan following transition	Monthly	Enrollment reports/ Medi-Cal Eligibility Data System (MEDS) data	Children, auto-assigned to Medi-Cal health plan, are able to maintain their current health plan

**Attachment S - Healthy Families Transition to MediCal DHCS Monitoring and Oversight Plan**

<b>CRITERIA</b>	<b>METRIC</b>	<b>FREQUENCY</b>	<b>DATA SOURCE</b>	<b>EXPECTED OUTCOME</b>
Children changing health plan, due to access to care or continuity of care concerns	Number/percent of children, for Phase 1A, 1B, 1C, and Phase 2 enrolling in a different plan following transition	Monthly	Enrollment reports/MEDS data	No more than 10 percent of children auto-assigned to a Medi-Cal health plan, change their current health plan due to access to care or continuity of care concerns. <i>(Phases 1A, 1B and 1C are a transition of members who are in a Healthy Families plan that is also a Medi-Cal managed care plan; thus there should not be many, if any that show as changing health plans due to the transition unless they requested to change)</i>
Children unable to remain with primary care provider (PCP) at the time of transition.	Number/percent of children, for Phase 1A, 1B, 1C, and Phase 2 unable to remain with their PCP at the time of transition	Monthly	Continuity of Care (COC) Report from Managed Care Health Plans	No more than 15 percent of children, auto-assigned to a Medi-Cal health plan, are unable to remain with their PCP at the time of the transition and who must be reassigned to a new contracted PCP.
Provider network changes	Additions/deletions of participating providers by plan	Quarterly	Managed Care Health Plans submit quarterly reports to both DHCS and DMHC	The overall provider network of the plan remains consistent with the network assessed during readiness.
Continuity of Care	Number of continuity of care requests and outcomes for children, per Phase, by plan	Monthly	Managed Care Health Plans	Plans will report all cases of transitioning children receiving or requesting continuity of care.

**Attachment S - Healthy Families Transition to MediCal DHCS Monitoring and Oversight Plan**

<b>CRITERIA</b>	<b>METRIC</b>	<b>FREQUENCY</b>	<b>DATA SOURCE</b>	<b>EXPECTED OUTCOME</b>
Consumer satisfaction with health plan	Health Plan call center reports for children, by Phase, by type of inquiry	Quarterly	Managed Care Health Plan Call Center reports submitted to both DHCS and DMHC	The number of complaints and types of complaints related to access to care and continuity of care with consideration of the transition taken into account. The expectation is that there will be a decrease each month following the transition.
	Grievance reports for children, by Phase, by type, resolution and timeframes to resolution	Quarterly	Managed Care Health Plans quarterly reports submitted to both DHCS and DMHC	The number of grievances related to access to care and continuity of care with consideration of the transition taken into account. The expectation is that there will be a decrease each month following the transition. . The plans are able to resolve grievances related to access under required timeframes.
	Office of Ombudsman calls from children (including new enrollees), per Phase, by type and by outcome	Quarterly	Call Center Reports	Tracking of calls with reports specific to identified issues and trends, by member category, health plan, and service area Calls related to the HF transition will show minimal access to care issues.
Annual Performance Measures	Results of audit performed by DHCS	Annual	Member Right and Program Integrity Audits	

**Attachment S - Healthy Families Transition to MediCal DHCS Monitoring and Oversight Plan**

CRITERIA	METRIC	FREQUENCY	DATA SOURCE	EXPECTED OUTCOME
	<p>Health Plan Performance Measures - Health plan Employer Data and Information Set (also known as HEDIS®), utilization management, consumer satisfaction surveys, and Quality Improvement Projects.</p> <p>For 2013, DHCS has incorporated Healthy Families performance measures that were not currently required or covered in Medi-Cal.</p>	Annual	Variety of reports submitted to DHCS from the Managed Care Health Plans	

**Attachment S - Healthy Families Transition to MediCal DHCS Monitoring and Oversight Plan**

<b>CRITERIA</b>	<b>METRIC</b>	<b>FREQUENCY</b>	<b>DATA SOURCE</b>	<b>EXPECTED OUTCOME</b>
<b>ACCESS TO DENTAL SERVICES</b>				
<b>OBJECTIVE 4: Transitioned children will maintain access to dental care through Medi-Cal Denti-Cal (Medi-Cal dental fee-for-service delivery system)</b>				
Utilization Rates	Annual dental visits	Annually	Denti-Cal Claims Data	Transitioned children will have at least one annual dental visit to the same or higher degree than when enrolled in the Healthy Families Program .
Appointment scheduling timeframes	Number Range and average of days from call to scheduled appointment for HFP transitioning beneficiaries.	Monthly	Denti-Cal Beneficiary Call Center	Ensuring that HFP beneficiaries are receiving timely access to care.
Provider capacity of Denti-Cal	Additions/deletions of participating providers	Monthly	Denti-Cal Provider Enrollment Files	Provider to beneficiary ratios will be maintained/exceed levels as identified in network analysis prior to each transition phase. Denti-Cal/DHCS to implement concentrated provider outreach strategies to ensure adequate number of providers if provider to beneficiary ratios decrease. Denti-Cal will assess the network using the Knox-Keene requirement of 1:2000.
	Percent of Denti-Cal participating providers accepting referrals	Monthly	Denti-Cal Provider Files	

**Attachment S - Healthy Families Transition to MediCal DHCS Monitoring and Oversight Plan**

<b>CRITERIA</b>	<b>METRIC</b>	<b>FREQUENCY</b>	<b>DATA SOURCE</b>	<b>EXPECTED OUTCOME</b>
	Change in number of providers on provider referral list online by county	Monthly	Denti-Cal Provider Enrollment Files	Denti-Cal/DHCS to implement concentrated provider outreach strategies to ensure adequate number of providers that can accept new referrals and are added to lists if the online provider referral lists by county start to decrease.
	Number of beneficiary requests for provider referrals by outcome	Monthly	Denti-Cal Beneficiary Call Center	Beneficiaries will have a positive dental experience when locating a dental provider. Additional follow up and claims data assessment with beneficiaries and providers who utilize this service will measure the success of making active appointments. Concentrated outreach to providers will occur to ensure adequate numbers of providers to accept new referrals if areas of concern are identified. Newly enrolled providers will be added to the online referral list.
	Number/percent and county of HFP transitioning children receiving referral to a provider in another county	Monthly	Denti-Cal Beneficiary Call Center	Ensure beneficiaries are receiving care in a timely manner and that they are able to access providers within their geographic location. Utilize results to increase provider outreach in the given areas of concern.



**Attachment S - Healthy Families Transition to MediCal DHCS Monitoring and Oversight Plan**

<b>CRITERIA</b>	<b>METRIC</b>	<b>FREQUENCY</b>	<b>DATA SOURCE</b>	<b>EXPECTED OUTCOME</b>
Continuity of Dental Care	Monthly number/percentage of HFP transitioning children with warm transfers resulting in a successful referral to a dentist and percentage resulting in a first appointment	Monthly	Denti-Cal Beneficiary Call Center	Assessing the success of the warm transfer process as well as analyzing the areas in which appointments were unable to be made.
	The number of approved HFP prior authorizations for treatments and services that transfer from HFP dental providers to Denti-Cal	Quarterly	Denti-Cal Claims Services	Ensure that providers are utilizing the use of previous prior authorizations for the transitioning members.
Consumer Satisfaction with Denti-Cal	Number and reason for Beneficiary Customer Service calls	Monthly	Denti-Cal Beneficiary Call Center	Beneficiary Customer Service line tracks all Denti-Cal beneficiary calls by category. DHCS will report on the customer service line, if cannot report by aid code (this is not done today) then will report for the line on the whole and will include the HFP population.
	Number of monthly dental related appeals	Monthly	Denti-Cal Claims Processing	Number of appeals to assess the number of denied services to providers who claim services. This will allow us to assess the process for providers.

**Attachment S - Healthy Families Transition to MediCal DHCS Monitoring and Oversight Plan**

<b>CRITERIA</b>	<b>METRIC</b>	<b>FREQUENCY</b>	<b>DATA SOURCE</b>	<b>EXPECTED OUTCOME</b>
	Number and reason for requested grievances	Monthly	Denti-Cal Grievances	Types of grievances reported will be assessed to make necessary changes and outreach for current phases as well as future phases.
Performance Measures	Eleven performance measures will be measured on an ongoing basis.	Quarterly	Denti-Cal Claims Data	All performance measures are met based on established standards Corrective action plans implemented for non-adherence Measures are reviewed/revised annually.
<b>Objective 5: Transitioned children will maintain access to dental care through Medi-Cal dental managed care plans.</b>				
Utilization Rates	Annual dental visit	Annually	Dental Managed Care Plans	Transitioned children will have the ability to access dental services for an annual dental visit.
Provider capacity of dental plans	Additions/deletions of participating providers by plan	Monthly	Dental Managed Care Plans	Provider to beneficiary ratios will be maintained/exceed levels as identified in network analysis prior to each transition phase. Dental plans to implement concentrated provider outreach strategies to ensure adequate number of enrolled providers if provider to beneficiary ratios decrease beyond expected standards.

**Attachment S - Healthy Families Transition to MediCal DHCS Monitoring and Oversight Plan**

<b>CRITERIA</b>	<b>METRIC</b>	<b>FREQUENCY</b>	<b>DATA SOURCE</b>	<b>EXPECTED OUTCOME</b>
Continuity of Dental Care	Number of continuity of care requests and outcomes for Phases 1B, 2 and 3 children, by plan. The number of prior authorizations for treatments and services that transfer from HFP dental providers to Dental Managed Care	Monthly	Dental Managed Care Plans Consumer Satisfaction Survey	Continuity of care requests and outcomes will be monitored monthly. Dental plans will develop care plans for transitioning beneficiaries that will not continue treatment with current Primary Care Dentists after transitioning to Medi-Cal. Beneficiary consumer surveys will demonstrate positive experiences with Medi-Cal dental managed care plans
	Beneficiary dental exception (BDE) requests - call center reports for Phase 1B and 3 children	Monthly	Sacramento County Dental Managed Care Plans	Transitioned children will have access to dental services within Sacramento County within prescribed timelines and will not move into Denti-Cal. The BDE process is only available for those beneficiaries in a Sacramento dental managed care plan given the fact that individuals are mandatorily enrolled in dental managed care in this county it is not needed for Phase 2 plans in LA County as LA County for purposes of dental managed care allows for voluntary enrollment into the plan.
	Grievance reports on access to care.	Monthly	Dental Managed Care Plans	Grievances will be assessed for access to care issues. If an area(s) of concern is identified, dental plans will perform concentrated provider outreach to ensure adequate number of enrolled providers to service beneficiaries.

**Attachment S - Healthy Families Transition to MediCal DHCS Monitoring and Oversight Plan**

<b>CRITERIA</b>	<b>METRIC</b>	<b>FREQUENCY</b>	<b>DATA SOURCE</b>	<b>EXPECTED OUTCOME</b>
Performance Measures	Eleven performance measures for Phase 1B, 2 and 3 children (see Attachment I)	Quarterly	Dental Managed Care Plans	All performance measures are met based on established standards Corrective action plans implemented for non-adherence Measures are reviewed/revised annually.
<b>ACCESS TO MENTAL HEALTH SERVICES</b>				
<b>OBJECTIVE 6: Transitioned children will maintain access to mental health services</b>				
HFP children and youth receiving specialty mental health services	Number of transitioned HFP children and youth receiving services from the county MHPs.	Monthly	Bi-Weekly Calls & Short Doyle Claim History (which will have a lag)	The number of unique HFP children and youth receiving care from the county MHPs will be similar to the number served before the transition. All referral process issues, access, transition issues, barriers, best practices, and other transition issues will be facilitated by DHCS through bi-weekly calls with county mental health directors.
Consumer Satisfaction - Ombudsman Calls	Number and outcome of calls associated with transitioned HFP children and youths access to services	Monthly	DHCS Mental Health Ombudsman tracking system	Assist with problems accessing county MHP services Monitor resolutions to beneficiaries' difficulties accessing services, finding a provider, and general questions/issues with the HFP transfer.
MHP Claims	Number of claims with a transitioned or Optional Targeted Low Income Children's Program Aid Code	Monthly (with initial two-month lag)	Shorty-Doyle/Medi-Cal Claims system	Use of SMHS services

**Attachment S - Healthy Families Transition to MediCal DHCS Monitoring and Oversight Plan**

<b>CRITERIA</b>	<b>METRIC</b>	<b>FREQUENCY</b>	<b>DATA SOURCE</b>	<b>EXPECTED OUTCOME</b>
Calls with the California Mental Health Directors Association (CMHDA) and County MHPs	Number of calls	Monthly	Weekly calls	Learn the progress of the transition, any identified problems and determine their resolution Convene meetings as necessary or serve as liaisons between county MHPs and Medi-Cal managed care plans to address issues of coordination and provide a feedback loop to ensure resolution of any concerns
Calls with county MHPs, providers, stakeholders and CMS	Number of calls	Monthly	Monthly calls	Obtain input on the Healthy Families transition Identify any real or perceived problems and determine steps for resolution
<b>ACCESS TO ALCOHOL AND SUBSTANCE USE SERVICES</b>				
<b>OBJECTIVE 7: Transitioning children will maintain access to alcohol and substance use services</b>				
HFP children and youth receiving SUD treatment services	Number of transitioned HFP children and youth receiving SUD services the county alcohol and drug programs.	Monthly	Bi-Weekly Calls & Short-Doyle claim history (which will have a lag)	Able to account how many beneficiaries seek SUD treatment services, from county alcohol and drug programs. All referral process issues, access, transition issues, barriers, best practices, and other transition issues will be facilitated by DHCS through bi-weekly calls with county alcohol and drug program administrators. In working with Department of Alcohol and Drug Programs, the number of complaints to the Alcohol and Other Drug service system complaint phone lines will be consistent with what normally experienced.
Number of DMC Providers	Number of DMC certified providers	Monthly	DHCS DMC Tracking log	New DMC providers

**Attachment S - Healthy Families Transition to MediCal DHCS Monitoring and Oversight Plan**

<b>CRITERIA</b>	<b>METRIC</b>	<b>FREQUENCY</b>	<b>DATA SOURCE</b>	<b>EXPECTED OUTCOME</b>
Drug Medi-Cal (DMC) Claims	Number of claims with a transitioned or Optional Targeted Low Income Children's Program Aid Code	Monthly (with initial two-month lag)	Shorty-Doyle/Medi-Cal Claims system	Use of DMC services
Calls with County Alcohol and Drug Program Administrators Association of California (CADPAAC) and county alcohol and drug program administrators	Number of calls	Monthly	Weekly calls	Learn the progress of the transition, any identified problems and determine their resolution Convene meetings as necessary or serve as liaisons between county alcohol and drug program administrators and Medi-Cal managed care plans to address issues of coordination and provide a feedback loop to ensure resolution of any concerns
Calls with county alcohol and drug program administrators, providers, stakeholders and CMS	Number of calls	Monthly	Monthly calls	Receive input on the Healthy Families transition Identify any real or perceived problems and determine steps for resolution

## **Attachment T - 2013 Managed Care Expansion Monitoring Elements**

The following health plan measures will be used for 6 months after implementation to ensure plans are fulfilling their obligation to provide covered Medi-Cal health services to their members in accordance with State and federal law and will be publicly reported in summary format by health plan and by county. CMS and the state can mutually agree at any time to delete, modify or add new metrics to the monthly report, as determined necessary to improve reporting going forward.

Office of the Ombudsman Calls

Monthly Health Plan Call Center Reports – tracks the types of calls received from Medi-Cal beneficiaries and trends within each plan

Monthly Grievance Reports – tracks what kind of grievances were submitted by Medi-Cal members, how the plan resolved them, and in what timeframe.

Quarterly Provider Network Reports – submitted to both DHCS and DMHC, lists all current providers and track additions and deletions from the last quarterly report.

### ***Health Plans***

DHCS currently has an established monitoring and reporting system for its health plans. These monitoring activities are completed regularly to ensure that plans are fulfilling their obligation to provide covered Medi-Cal health services to their members in accordance with State and federal law.

Health Plan Provider Assignments – plans will assign new enrollees within the contractual timeframes and allow member choice of Primary Care Providers.

Continuity of Care requests and outcomes – will be reported to DHCS on a monthly basis and will be used to monitor each plan's ability to continue to provide services without disruption of care.

Time and distance requirements for primary care providers (Geo Access) – used as a component of each plan's continued provider network adequacy review. Plans that show issues with meeting their time and distance standards for the transition must work closely with both the State to show provider access and/or alternative access as part of the monitoring

Health Plan Grievances/Appeals related to access to care – shall include grievances made to the State and shall be evaluated, including evaluating trends, s once the transition begins.

## Attachment T - 2013 Managed Care Expansion Monitoring Elements

Office of the Ombudsman – health plan members that are experiencing difficulties are able to call the Ombudsman’s office to report these issues, as well as receive help and guidance. DHCS tracks each call that comes in and is able to run reports on what issues are being reported and by which members of the Medi-Cal population.

CRITERIA	METRIC	FREQUENCY	DATA SOURCE	EXPECTED OUTCOME
<b>ENROLLMENT PROVISIONS: To be collected and reported for 6 months after transition</b>				
<b>Objective 1: Transitioning beneficiaries to Medi-Cal managed care will maintain access to health care coverage</b>				
Enrollment status	Number/percent of beneficiaries enrolled in Medi-Cal Managed Care Identify choosers vs. those defaulted (non COHS only) Identify those who were defaulted who were linked (non COHS only)	Monthly <sup>a</sup>	MEDS data	Accurate count of the number of beneficiaries enrolled by health plan and county
MERs(non COHS only)	Number submitted Number approved/denied  Number pending/ Number pending for greater than 60 days	Monthly <sup>a</sup>	DHCS tracking system	Number of MERs submitted will trend downward after the transition begins
<b>ACCESS TO HEALTH CARE SERVICES: To be collected and reported for 6 months after transition</b>				



**Attachment T - 2013 Managed Care Expansion Monitoring Elements**

<b>CRITERIA</b>	<b>METRIC</b>	<b>FREQUENCY</b>	<b>DATA SOURCE</b>	<b>EXPECTED OUTCOME</b>
<b>Objective 2: Transitioning beneficiaries will maintain access to medical care through Medi-Cal managed care plans.</b>				
Beneficiaries assigned to a primary care provider (PCP)	Number/percent of beneficiaries assigned to a PCP	Monthly <sup>a</sup>	Continuity of Care (COC) Report from Managed Care Health Plans	100 percent of beneficiaries are assigned to a PCP within 30 days of enrollment.
PCP changes by plan	Number of beneficiaries who change PCP within plan	Monthly <sup>a</sup>		Expect less than 10% after the first quarter of transition
Beneficiaries changing health plan, due to access to care or continuity of care concerns for counties that have two plans	Number/percent of beneficiaries enrolling in a different plan after month 1 and reason for change Compare beneficiaries who were auto-enrolled vs. those who their chose health plan, where applicable	Monthly <sup>a</sup>	Enrollment reports/MEDS data	No more than 10 percent of beneficiaries auto-assigned to a Medi-Cal health plan, change their current health plan due to access to care or continuity of care concerns.
Provider network changes	Additions/deletions of participating providers by plan	Quarterly <sup>b</sup>	Managed Care Health Plans submit quarterly reports	The overall provider network of the plan remains consistent with the network assessed during readiness.
Continuity of Care	Number of continuity of care requests and outcomes for beneficiaries, by plan	Monthly <sup>a</sup>	Managed Care Health Plans	Plans will report all cases of transitioning beneficiaries receiving or requesting continuity of care.

**Attachment T - 2013 Managed Care Expansion Monitoring Elements**

<b>CRITERIA</b>	<b>METRIC</b>	<b>FREQUENCY</b>	<b>DATA SOURCE</b>	<b>EXPECTED OUTCOME</b>
Consumer satisfaction with health plan	Health Plan call center reports for beneficiaries by type of inquiry	Monthly <sup>a</sup>	Managed Care Health Plan Call Center reports submitted	The number of calls and types of calls related to access to care and continuity of care with consideration of the transition taken into account. The expectation is that there will be a decrease each month following the transition.
Grievance reporting	Grievance reports for beneficiaries, by type, resolution and timeframes to resolution	Monthly <sup>a</sup>	Managed Care Health Plans quarterly reports submitted	The number of grievances related to access to care and continuity of care with consideration of the transition taken into account. The expectation is that there will be a decrease each month following the transition. . The plans are able to resolve grievances related to access under required timeframes.
	Office of Ombudsman calls from beneficiaries (including new enrollees), by type and by outcome	Monthly <sup>a</sup>	Call Center Reports	Tracking of calls with reports specific to identified issues and trends, by member category, health plan, and service area Calls related to the 2013 managed care transition will show minimal access to care issues.
<b>PROVIDER CREDENTIALING SCREENING: To be collected and reported for at least 6 months after each transition</b>				
<b>Objective 3: Plans shall follow administrative and management arrangements or procedures, as well as a mandatory</b>				

**Attachment T - 2013 Managed Care Expansion Monitoring Elements**

<b>CRITERIA</b>	<b>METRIC</b>	<b>FREQUENCY</b>	<b>DATA SOURCE</b>	<b>EXPECTED OUTCOME</b>
<b>compliance plan, which are designed to guard against fraud and abuse</b>				
All cases of suspected fraud and/or abuse	Number of cases of suspected fraud and/or abuse, including 1) Source of complaint, 2) Type of provider, 3) Nature of complaint, 4) Approximate dollars involved, and 5) Legal and administrative disposition of the case.	Monthly <sup>a</sup>	Fraud and Abuse Reporting by Plans	All allegations of suspected fraud should be tracked and triaged by the state.

<sup>a</sup>Due 15 days from end of the calendar month

<sup>b</sup>Due 21 days after close of the quarter