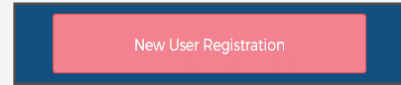


Getting started - if you do not already have an IDM account, start here. Skip to 'Initiate Role Request' if you already have an IDM account.

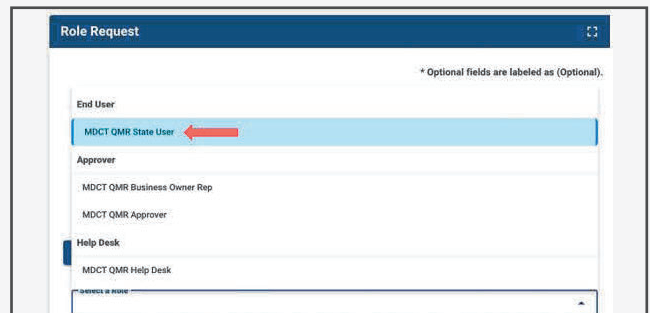
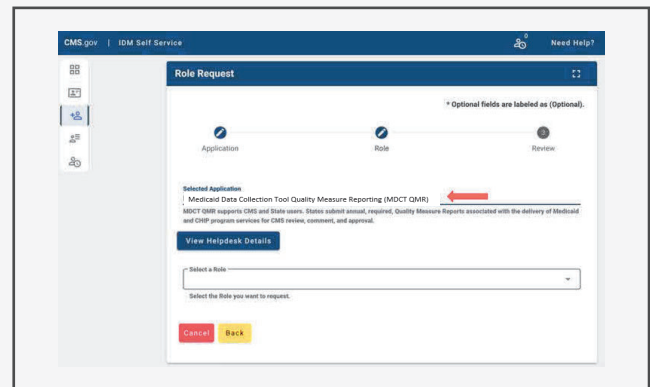
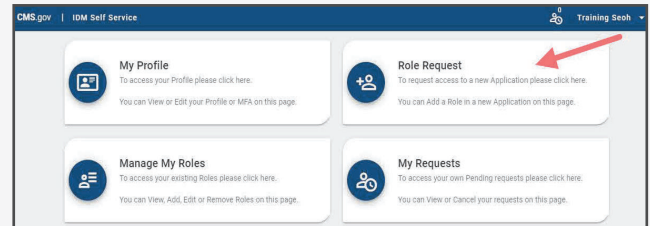
First, register for Quality Measure Reporting Access

- Access QMR at <https://mdctqmr.cms.gov> and select "Register"
- Select the New User Registration button on the IDM sign-in screen
- Enter the personal and address information requested on the next two screens. Also select the "I agree to the terms and conditions" checkbox.
- Enter a User ID and password and select a security question and an answer. Then select the Submit button



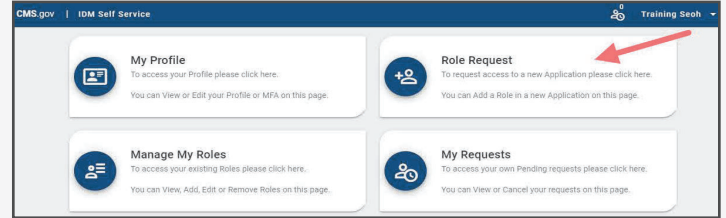
Next, Initiate Role Request for QMR Access

- Sign in to IDM at <https://home.idm.cms.gov/>
- Select the Role Request tile
- Select "Medicaid Data Collection Tool (MDCT) Quality Measures Reporting (QMR)" from the Select an Application drop-down list
- Select the QMR State User role
- Watch for an email confirming your role request submission.



Next, Complete the Remote Identity Proofing (RIPD)

- View and agree to the terms and conditions. Then select the Next button
- Complete the Remote Identity Proofing form. Then select the Next button in the lower-right corner of the screen.
- Answer the RIDP proofing questions as applicable. Then select the Verify button



Remote Identity Proofing

Identity Verification
To protect your privacy, you will need to complete Identity Verification successfully, before requesting access to the selected role. Below are a few items to keep in mind.

Ensure that you have entered your legal name, current home address, primary phone number, date of birth and Email address correctly. We will only collect personal information to verify your identity with Experian, an external Identity Verification provider.

Identity Verification involves Experian using information from your credit report to help confirm your identity. As a result, you may see an entry called a "soft inquiry" on your Experian credit report. Soft inquiries do not affect your credit score and you do not incur any charges related to them.

You may need to have access to your personal and credit report information, as the Experian application will pose questions to you, based on data in their files. For additional information, please see the Experian Consumer Assistance website: <http://www.experian.com/help>

View Terms & Conditions

I agree to the terms and conditions

Cancel Back Next

5. According to our records, you currently own, or have owned within the past year, one of the following vehicles. Please select the vehicle that you purchased or leased prior to March 2013 from the following choices.

NISSAN VAN
 MAZDA MPV
 HONDA ODYSSEY
 SATURN RELAY
 NONE OF THE ABOVE/DOES NOT APPLY

Cancel Back Verify

Finally, Complete, Review, and Submit your Role Request

- Select the applicable role attributes via the drop-down lists. Then select the Review Request button

Selected Role
MDCT QMR State User

This role is used to submit information to the MDCT QMR application for their state in which they are associated.

State/ Territory

Cancel Back Review Request

- Complete the Reason for Request text box. Then select the Submit Role Request button

Role Request

Application Role Attributes Review

Review

Application: MACPro Data Collection Tool Quality Measure Reporting (MDCT QMR)

Application Description: MDCT QMR supports CMS and State users. States submit annual, required, Quality Measure Reports associated with the delivery of Medicaid and CHIP program services for CMS review, comment, and approval.

Role: MDCT QMR State User

Role Description: This role is used to submit information to the MDCT QMR application for their state in which they are associated.

State/ Territory: Arizona

Reason for Request

Cancel Back Submit Role Request