

Medicaid and CHIP National Summary of Renewal Outcomes – May 2024 and National Summary to Date

August 2024

National Summary of Renewal Outcomes

- This National Summary of Renewal Outcomes provides an overview of Medicaid and Children’s Health Insurance Program (CHIP) renewal data since March 2023, when states began resuming their regular processes for renewing individuals’ coverage after the end of the Families First Coronavirus Response Act (FFCRA) Medicaid continuous enrollment condition.
- States must submit specific metrics about Medicaid and CHIP renewals initiated and completed for a cohort in a given month using the “Unwinding Eligibility and Enrollment Data Reporting Template” (Unwinding Data Report).
- The data in this summary include metrics required by the Consolidated Appropriations Act, 2023 (CAA, 2023), as well as other state-reported data and calculations that provide additional context to understand renewal outcomes.
- For more information on this data set as well as methodologies and limitations, see the Data Sources and Metrics Definitions Overview under the [“Understanding the Data” tab](#).
- State-specific notes for the data can be found in the [Medicaid and CHIP CAA Reporting Metrics](#).
- Additional data are available at [Medicaid.gov/unwinding-data](https://www.Medicaid.gov/unwinding-data).

Context and Data Notes: Understanding Renewal Timelines & Reporting

- **Medicaid and CHIP renewal outcomes are reported by cohort.** States report outcomes for all individuals in the month in which renewals for the cohort are due, even if some renewals were completed in a prior month.
- **States began unwinding in February, March, or April 2023** by initiating their first cohort of renewals. Due to a number of factors, including state adoption of mitigation strategies, delays in procedural disenrollments, or state adoption of other CMS-approved strategies, states will complete unwinding-related renewals at different times. Please see [Preliminary State Timelines document](#).
- Starting with the February 2024 reporting period, national renewal data will no longer reflect only work done as part of unwinding processes and will begin to reflect routine renewal processing as well.
- In the May 2024 reporting period, state-reported data may reflect (1) routine renewal initiation data, (2) unwinding renewal initiation or outcome data, or (3) a combination of unwinding renewal initiation and outcome data, as well as routine renewal initiation data.

Context and Data Notes: Understanding Renewal Timelines & Reporting

- **The length of states' renewal process varies.** Most states take between 45 and 90 days to complete renewals for a cohort. As a result, states are completing renewals on different schedules and will report outcomes in different months.
- During their unwinding periods, states have had flexibility in how to distribute Medicaid and CHIP renewals, and nearly half of states (22) elected to conduct renewals for individuals identified by the state as likely ineligible for Medicaid and/or CHIP in the early months of unwinding.
- For more information on state renewal timelines and prioritization of renewals, please [see 2023 State Timelines for Initiating Unwinding-Related Renewals](#).

Context and Data Notes: Interpreting Renewal Outcomes

- Multiple factors, including state-adopted mitigations and other strategies, may influence renewal outcomes and reporting in a state. For example:
 - States with an *ex parte* mitigation strategy that uses data sources to complete a renewal after a form is sent may report those renewals as completed based on the return of a renewal form and underreport the number of individuals renewed on an *ex parte* basis.
 - Some states are temporarily holding some or all procedural terminations as a mitigation strategy to ensure compliance with federal renewal requirements or have voluntarily implemented a strategy to delay procedural terminations to conduct additional outreach. These states may report zero procedural terminations and/or a significantly higher share of pending renewals at the end of a reporting month.
 - Some states have restored eligibility for people initially found ineligible due to systems or other errors. This is frequently not identifiable in the data.
 - State-specific data will vary based on states' unwinding timelines and whether a state has completed unwinding-related renewals.
- Please consider these factors, states' distribution and prioritization of renewals, and other information when interpreting renewal outcomes and comparing information across states. Data limitations in the [Medicaid and CHIP CAA Reporting Metrics](#) provide additional state-specific information.
- For additional information, see:
 - [COVID-19 PHE Unwinding Section 1902\(e\)\(14\)\(A\) Waiver Approvals](#), and
 - [Summary of State Mitigation Strategies for Complying with Medicaid Renewal Requirements](#)

Context and Data Notes: Holding Procedural Terminations

- Among states that had a cohort of unwinding-related renewals due in the following month(s), these states paused some or all procedural terminations:
 - **March 2023 cohort:** ID
 - **April 2023 cohort:** ID, OK, and WY
 - **May 2023 cohort:** DE, KS, KY, ME, WV, and WY
 - **June 2023 cohort:** AK, DC, DE, IL, IA, KS, KY, ME, MI, MN, MO, NJ, NY, OK, SC, WV, and WY
 - **July 2023 cohort:** AK, DC, DE, IL, IA, KS, KY, ME, MI, MN, MO, NJ, NY, OK, SC, WV, and WY
 - **August 2023 cohort:** DC, DE, IL, KS, KY, MD, ME, MI, NJ, NY, SC, and VA
 - **September 2023 cohort:** AK, CO, DC, DE, HI, ID, IL, KS, KY, MD, ME, MI, NH, NJ, NM, NV, NY, OR, SC, VA, VT, and WV
 - **October 2023 cohort:** AK, CO, DC, DE, IL, KS, KY, MD, ME, MI, MN, NH, NJ, NM, NV, NY, OR, VT, and WV
 - **November 2023 cohort:** AK, CO, DC, DE, IL, KS, KY, ME, MI, MN, NH, NJ, NM, NV, NY, OR, and VT
 - **December 2023 cohort:** AK, CO, DC, DE, IL, KS, KY, ME, MI, MN, NH, NJ, NM, NV, NY, OR, and VT
 - **January 2024 cohort:** AK, CO, DC, DE, IL, KS, KY, ME, MI, NH, NM, NY, OR, and VT
 - **February 2024 cohort:** AK, CO, DC, DE, IL, KS, KY, ME, MI, NH, NM, NY, and OR
 - **March 2024 cohort:** AK, CO, DC, DE, IL, KS, KY, ME, MI, NH, NJ, NM, NY, and OR
 - **April 2024 cohort:** AK, CO, DC, DE, IL, KS, KY, ME, MI, NH, NJ, NM, NY, OR, and VT
 - **May 2024 cohort:** AK, CO, DC, DE, IL, KS, KY, ME, MI, NH, NJ, NM, and NY
- States report renewal outcomes by cohort in the month the renewal is due. In most states, the effective date for procedural terminations is the beginning of the following month in which the renewal was due (e.g., procedural terminations for renewals due and reported in the month of March would have an effective termination date of April 1).

May 2024 National and State Renewal Outcome Data

Monthly Data Reports | Medicaid

National Summary of Outcomes of Medicaid and CHIP Renewals Due in May 2024

	Number	Percent of beneficiaries due for renewal in the reporting month
Total number of beneficiaries due for renewal in the reporting month	6,241,266	100.0%
Beneficiaries due for renewal in the reporting month whose coverage was renewed	4,227,451	67.7%
Renewed for Medicaid or CHIP on an <i>ex parte</i> basis (based on available information)	3,120,740	50.0% (73.8% of total renewed)
Renewed for Medicaid or CHIP based on return of a renewal form	1,106,711	17.7% (26.2% of total renewed)
Beneficiaries due for renewal in the reporting month whose coverage was terminated	1,142,175	18.3%
Determined ineligible for Medicaid or CHIP based on the return of a renewal form	416,891	6.7% (36.5% of total terminated)
Terminated from Medicaid or CHIP for a procedural or administrative reason	725,284	11.6% (63.5% of total terminated)
Beneficiaries due for renewal in the reporting month whose renewal was pending at the end of the month	871,640	14.0%

These data represent the outcome of renewals due in May 2024 (effective June 1st, 2024). Numbers and percentages may not sum due to rounding.

Medicaid/CHIP Renewal Outcomes, by State (May 2024)

State	Total Due for Renewal in May	Among the Total Number of Medicaid/CHIP Beneficiaries Due for Renewal in May 2024:							
		Number Renewed in Medicaid/CHIP	Percent Renewed in Medicaid/CHIP*	Percent Renewed on an <i>Ex Parte</i> Basis* (i.e., based on available information)	Number Terminated from Medicaid/CHIP	Percent Terminated from Medicaid/CHIP*	Percent Terminated for a Procedural Reason*	Number of Renewals Pending at the End of the Month	Percent Pending at the End of the Month
AK	14,042	6,373	45.4%	30.5%	1,933	13.8%	2.0%	5,736	40.8%
AL	73,603	43,389	59.0%	42.2%	28,914	39.3%	35.6%	1,300	1.8%
AR	40,726	36,335	89.2%	78.2%	4,296	10.5%	8.2%	95	0.2%
AZ	188,452	150,064	79.6%	71.0%	34,092	18.1%	11.6%	4,296	2.3%
CA	1,106,835	781,991	70.7%	61.5%	115,664	10.4%	8.2%	209,180	18.9%
CO	64,356	48,993	76.1%	49.9%	12,793	19.9%	12.5%	2,570	4.0%
CT	83,932	73,517	87.6%	72.3%	7,270	8.7%	3.2%	3,145	3.7%
DC	15,311	10,471	68.4%	56.3%	437	2.9%	0.0%	4,403	28.8%
DE	7,973	6,904	86.6%	64.5%	947	11.9%	7.4%	122	1.5%
FL	184,829	116,184	62.9%	35.7%	44,535	24.1%	14.4%	24,110	13.0%
GA	215,424	159,913	74.2%	61.1%	52,143	24.2%	7.2%	3,368	1.6%
HI	78,653	62,850	79.9%	55.1%	13,727	17.5%	13.0%	2,076	2.6%
IA	48,564	32,822	67.6%	46.4%	9,570	19.7%	15.4%	6,172	12.7%
ID	29,467	17,852	60.6%	39.4%	11,262	38.2%	31.2%	353	1.2%
IL	277,349	193,567	69.8%	58.2%	13,768	5.0%	0.5%	70,014	25.2%
IN	109,904	86,549	78.7%	70.2%	6,286	5.7%	3.7%	17,069	15.5%
KS	20,568	10,252	49.8%	22.9%	950	4.6%	0.1%	9,366	45.5%
KY	94,705	51,534	54.4%	45.1%	37,461	39.6%	31.8%	5,710	6.0%
LA	177,959	117,016	65.8%	54.3%	56,880	32.0%	22.5%	4,063	2.3%
MA	88,399	71,795	81.2%	70.0%	14,188	16.0%	8.1%	2,416	2.7%
MD	117,828	73,134	62.1%	45.5%	40,349	34.2%	30.6%	4,345	3.7%
ME	23,451	20,540	87.6%	4.5%	1,829	7.8%	1.3%	1,082	4.6%
MI	251,071	141,992	56.6%	38.6%	14,356	5.7%	0.8%	94,723	37.7%
MN	106,157	80,750	76.1%	65.7%	25,407	23.9%	17.0%	0	0.0%
MO	120,323	56,833	47.2%	41.6%	45,320	37.7%	33.9%	18,170	15.1%
MS	45,721	31,235	68.3%	21.1%	10,424	22.8%	16.7%	4,062	8.9%

*Percentages calculated as a share of the total number of beneficiaries due for renewal in the reporting month. AK, CO, DC, DE, IL, KS, KY, ME, MI, NH, NJ, NM, and NY held some or all procedural terminations for renewals due in May.

Medicaid/CHIP Renewal Outcomes, by State (May 2024) (cont'd)

State	Total Due for Renewal in May	Among the Total Number of Medicaid/CHIP Beneficiaries Due for Renewal in May 2024:							
		Number Renewed in Medicaid/CHIP	Percent Renewed in Medicaid/CHIP*	Percent Renewed on an <i>Ex Parte</i> Basis* (i.e., based on available information)	Number Terminated from Medicaid/CHIP	Percent Terminated from Medicaid/CHIP*	Percent Terminated for a Procedural Reason*	Number of Renewals Pending at the End of the Month	Percent Pending at the End of the Month
MT	15,237	7,842	51.5%	39.9%	2,464	16.2%	12.6%	4,931	32.4%
NC	272,495	181,014	66.4%	66.1%	18,163	6.7%	5.6%	73,318	26.9%
ND	8,959	6,420	71.7%	37.6%	2,303	25.7%	17.2%	236	2.6%
NE	22,027	12,138	55.1%	40.1%	2,285	10.4%	3.5%	7,604	34.5%
NH	10,803	9,326	86.3%	77.2%	1,105	10.2%	8.5%	372	3.4%
NJ	207,282	56,798	27.4%	23.2%	5,862	2.8%	0.1%	144,622	69.8%
NM	30,787	24,375	79.2%	40.9%	5,802	18.8%	11.1%	610	2.0%
NV	70,946	49,824	70.2%	62.2%	21,122	29.8%	25.9%	0	0.0%
NY	528,551	342,259	64.8%	35.6%	169,247	32.0%	15.2%	17,045	3.2%
OH	225,412	184,580	81.9%	68.7%	27,075	12.0%	8.2%	13,757	6.1%
OK	43,151	30,027	69.6%	37.5%	11,430	26.5%	15.2%	1,694	3.9%
OR	48,555	30,030	61.8%	18.6%	17,726	36.5%	25.2%	799	1.6%
PA	192,452	116,350	60.5%	7.9%	31,698	16.5%	7.3%	44,404	23.1%
RI	8,692	7,460	85.8%	83.1%	1,052	12.1%	9.1%	180	2.1%
SC	114,697	73,571	64.1%	53.8%	33,235	29.0%	16.6%	7,891	6.9%
SD	0	0	0.0%	0.0%	0	0.0%	0.0%	0	0.0%
TN	125,901	60,482	48.0%	36.6%	44,281	35.2%	28.3%	21,138	16.8%
TX	250,279	165,220	66.0%	9.0%	75,316	30.1%	17.5%	9,743	3.9%
UT	24,366	13,713	56.3%	37.7%	8,204	33.7%	26.0%	2,449	10.1%
VA	187,679	164,235	87.5%	70.2%	10,953	5.8%	1.6%	12,491	6.7%
VT	9,454	7,422	78.5%	68.1%	1,079	11.4%	9.4%	953	10.1%
WA	113,777	97,429	85.6%	78.5%	15,699	13.8%	11.6%	649	0.6%
WI	111,789	81,693	73.1%	43.2%	24,227	21.7%	12.1%	5,869	5.3%
WV	28,509	20,288	71.2%	44.8%	6,230	21.9%	17.3%	1,991	7.0%
WY	3,864	2,100	54.3%	34.2%	816	21.1%	1.0%	948	24.5%
Total	6,241,266	4,227,451	67.7%	50.0%	1,142,175	18.3%	11.6%	871,640	14.0%

*Percentages calculated as a share of the total number of beneficiaries due for renewal in the reporting month. AK, CO, DC, DE, IL, KS, KY, ME, MI, NH, NJ, NM, and NY held some or all procedural terminations for renewals due in May.

10 **Source:** State Medicaid and CHIP Renewal and Termination Data for the Unwinding Data Report as of July 2, 2024. Georgia reported data for individuals who continue to be eligible following a change in circumstances and were granted a new 12-month eligibility period during the reporting period, along with data on individuals due for renewal in the month. South Dakota did not initiate or complete renewals in the reporting period due to a mitigation strategy for ex parte functionality.



Snapshot on Status of Renewal Outcomes March 2023-May 2024

National Summary of Outcomes of Medicaid and CHIP Renewals, March 2023-May 2024*

	To Date (March 2023 – May 2024)
Total Renewals Initiated	98.7 million
Total Renewals Due	89.1 million (100%)
Individuals Renewed in Medicaid or CHIP Coverage	51.3 million (58% of total due)
Renewed on an <i>ex parte</i> basis	34.7 million (39% of total due) (68% of total renewed)
Determined eligible based on renewal form	16.6 million (19% of total due) (32% of total renewed)
Individuals Disenrolled from Medicaid or CHIP Coverage	19.9 million (22% of total due)
Determined ineligible for Medicaid or CHIP based on the return of a renewal form	6.2 million (7% of total due) (31% of total terminated)
Disenrolled for procedural reasons	13.7 million (15% of total due) (69% of total terminated)
Pending/Incomplete Renewals at the End of the Month	17.9 million (20% of total due)

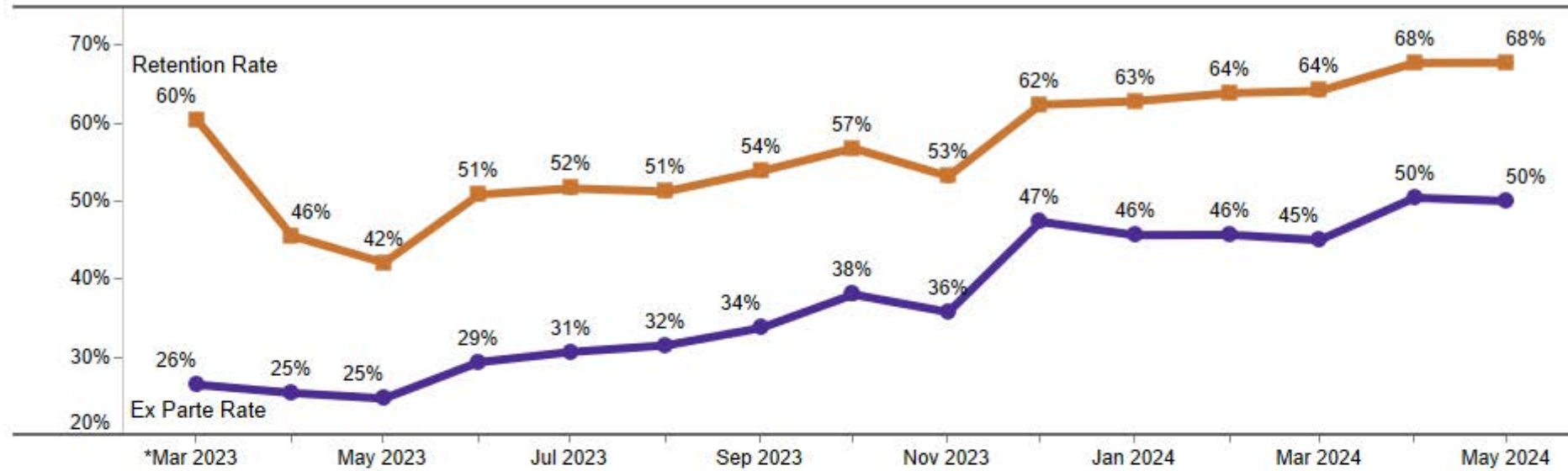
*See [companion spreadsheet](#) for March 2023-May 2024 state-level data

Notes:

- These data represent the outcomes of renewals due from March 2023-May 2024 in all 50 states plus DC. Total renewals initiated to-date represents data from February 2023-May 2024. Except for renewals initiated, data for MA from May-July 2023 are excluded due to reporting issues. Numbers and percentages may not sum due to rounding.
- Pending renewals to date reflect the sum of total pending renewals at the end of each reporting month and not the cumulative total of pending renewals as of the end of May 2024. States may complete renewals pending in the month after the reporting month. Some states may have reinstated coverage for individuals who were terminated from Medicaid or CHIP in subsequent months. Those reinstatements are not reflected in the data.
- Data may include both unwinding renewals, or renewals conducted following the end of the continuous enrollment condition, and "regular", or non-unwinding renewals.

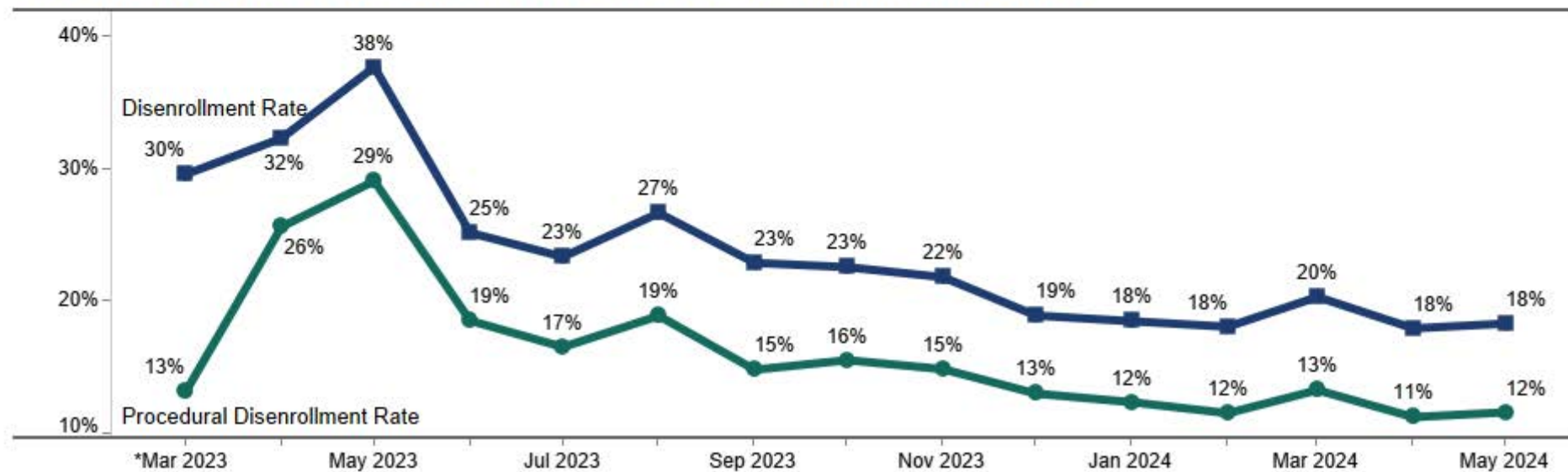
Medicaid and CHIP Renewal Outcomes Key Takeaways, March 2023-May 2024

Retention Rates and Ex Parte Renewal Rates



- Since June 2023, coverage for over 50% of individuals due for renewal was renewed each month. Since December 2023, coverage for over 60% of individuals due for renewal was successfully renewed.
- The percentage of individuals whose coverage was renewed on an *ex parte* basis in the most recent months continues to be higher compared to earlier months.

Disenrollment Rates and Procedural Disenrollment Rates

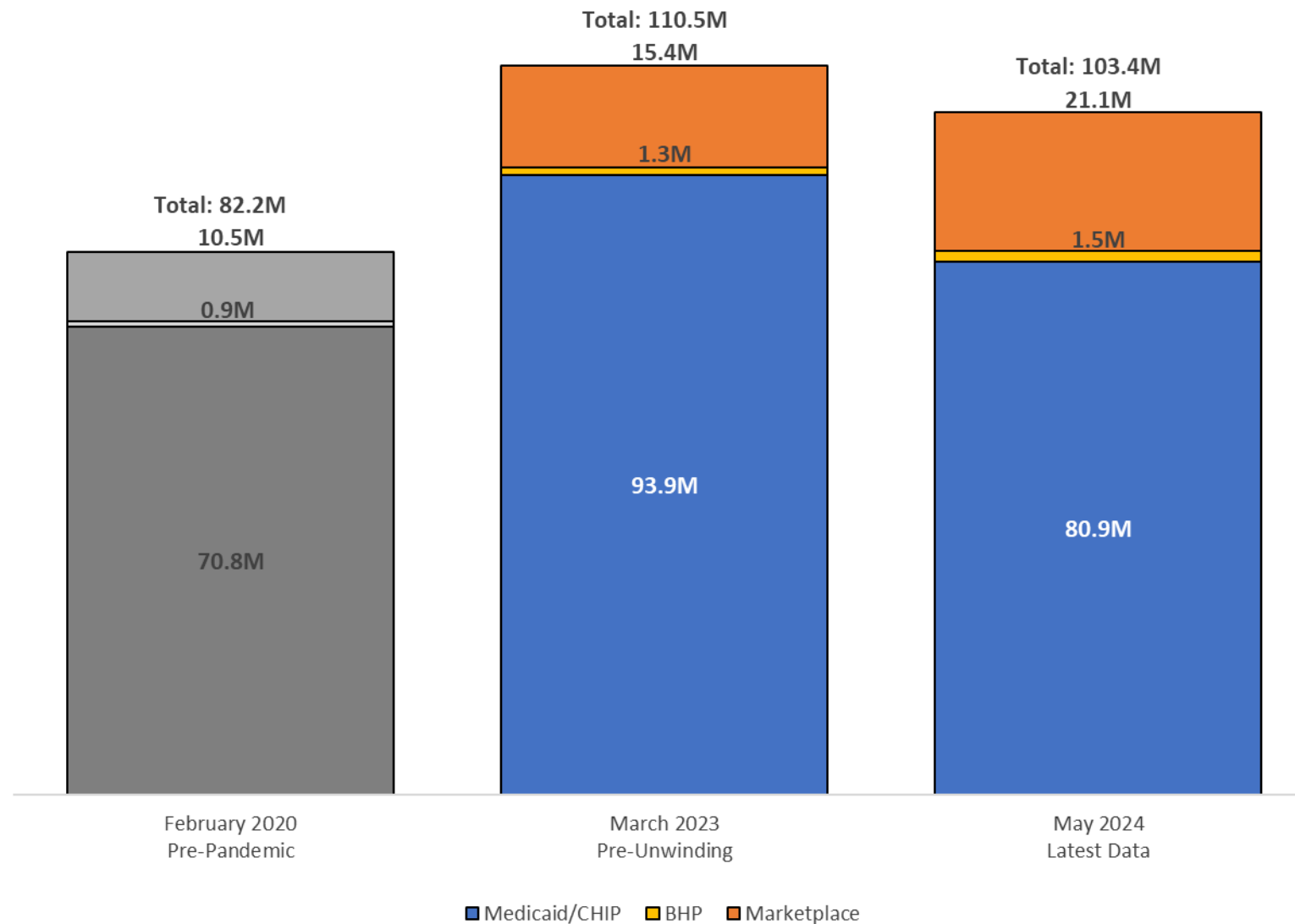


- Since September 2023, the monthly disenrollment rate has been at or below 23% of individuals due for renewal.
- The percentage of individuals who were disenrolled for procedural reasons in the most recent months continues to be lower compared to earlier months.

*These data represent the outcome of renewals due in March 2023 (effective April 1, 2023) in four states that had completed at least one full cohort of unwinding-related renewals as of March 2023.

Enrollment in Medicaid/CHIP, Marketplace, and BHP Coverage

Changes in Enrollment in Medicaid/CHIP, the Marketplaces, and Basic Health Program* (Millions)



- In the May 2024 reporting period, Medicaid and CHIP enrollment is approximately 80.9 million, Marketplace enrollment is approximately 21.1 million, and Basic Health Program (BHP)* enrollment is approximately 1.5 million.
- Since March 2023, total enrollment across Medicaid, CHIP, BHP and the Marketplaces has declined by 6.4%, nearly 7.1 million. This is a 13.0 million decrease for Medicaid and CHIP and a 5.7 million increase for the Marketplaces.

Notes:

*BHP enrollment includes data reported to CMS by two states, MN and NY. MN operates a BHP, and effective April 1, 2024, NY transitioned its BHP to a program operated under a section 1332 waiver. The program, which will continue to be called the Essential Plan, expands eligibility to individuals up to 250% FPL. This is reflected as of the March 2024 data. January 2020 BHP enrollment data are included in the February 2020 Pre-Pandemic enrollment total. Total BHP enrollment was 880,198 in January 2020, 1,260,094 in March 2023, and 1,492,305 in May 2024.

Medicaid and CHIP Enrollment and Disenrollment, March 2023-May 2024

Month	Total Enrollment	Cumulative Change in Enrollment since February 2020	Cumulative Change in Enrollment since March 2023	Cumulative Disenrollment since February 2023
February 2020	70,844,572	-	-	-
March 2023	93,868,006	23,023,434	-	21,780
April 2023	94,116,543	23,271,971	248,537	736,674
May 2023	93,789,473	22,944,901	(78,533)	2,234,111
June 2023	92,710,302	21,865,730	(1,157,704)	3,870,222
July 2023	91,638,622	20,794,050	(2,229,384)	5,521,024
August 2023	90,080,932	19,236,360	(3,787,074)	7,498,788
September 2023	88,557,278	17,712,706	(5,310,728)	9,158,661
October 2023	87,404,180	16,559,608	(6,463,826)	10,776,847
November 2023	85,880,311	15,035,739	(7,987,695)	12,357,853
December 2023	85,094,448	14,249,876	(8,773,558)	13,697,984
January 2024	84,041,447	13,196,875	(9,826,559)	14,849,433
February 2024	83,387,790	12,543,218	(10,480,216)	16,088,285
March 2024	82,757,285	11,912,713	(11,110,721)	17,560,060
April 2024	81,696,742	10,852,170	(12,171,264)	18,716,771*
May 2024	80,855,947*	10,011,375	(13,012,059)	19,858,946

- Total Medicaid and CHIP enrollment declined by approximately 13.0 million people between March 2023 and May 2024.
- There were 18.7 million people disenrolled from Medicaid and CHIP during the same relevant period, from March 2023 to April 2024,* indicating that some individuals may be re-enrolling or newly enrolling in Medicaid or CHIP coverage.

Notes:

- *Medicaid and CHIP disenrollments are effectuated in the subsequent month that they are reported (e.g., April disenrollments are effectuated in May)
- Enrollment and disenrollment data on this slide are a combination of Medicaid and CHIP enrollment and do not include Basic Health Program (BHP) enrollment

Marketplace Enrollment, March 2023-May 2024

Month	Total Enrollment
March 2023	15,365,082
April 2023	15,519,205
May 2023	15,613,905
June 2023	15,853,883
July 2023	16,096,376
August 2023	16,390,782
September 2023	16,790,349
October 2023	17,110,987

Month	Total Enrollment
November 2023	17,467,658
December 2023	17,329,917
January 2024	19,460,838
February 2024	19,964,827
March 2024	20,363,682
April 2024	20,629,055
May 2024	21,054,946

- Total **Marketplace enrollment increased by about 5.7 million people** from March 2023 to May 2024.
- This includes enrollment for **HealthCare.gov and State-Based Marketplaces**.
- While we know that this total increase in Marketplace enrollment is not solely due to individuals leaving Medicaid and CHIP, monthly unwinding public reporting (available on data.Medicaid.gov) on coverage transitions to the Marketplace is **lagged and likely an undercount of transitions** due to the nature of matching administrative data sets across programs.

**See companion spreadsheet for
March 2023-May 2024 state-level
Medicaid/CHIP renewal data**